CONTETS

目 录

产品代号索引 Part No. Index	A	目录1–目录14
软管总成 Hydraulic Hose Assembly	B	1–20
套筒 Ferrule	C	21–27
软管接头 Hydraulic Hose Fitting	D	28–95
过渡接头 Adapter	E	96–240
其它产品 Other Fitting	F	241–246
附加资料 Additional Information	G	247–262

产品代号索引

Part No. Index

A

产品代号索引 PART NO. INDEX Sannke®

套筒 Ferrele

R7树脂管套筒 Ferrele For Two Polyester Braid Hose	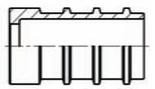 S00018 (P22)	国标、部标两层钢丝剥外胶套筒 Ferrule For China 2 Steel Wire Hose	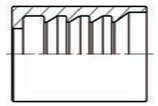 S01200 (P25)
一层钢丝剥外胶套筒 Ferrele For GB 3863 1TYPE, DIN 200221ST,SAE 100R1A Hose	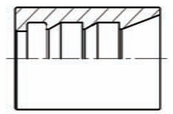 S00100 (P22)	国标、部标三层钢丝剥外胶套筒 Ferrule For China 3 Steel Wire Hose	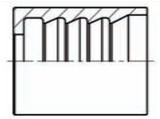 S01300 (P25)
两层钢丝剥外胶套筒 Ferrele For GB3863 2 TYPE, DIN 20022 2ST,SAE 100R2A Hose	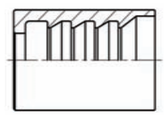 S00200 (P23)	国标、部标四层钢丝剥外胶套筒 Ferrule For SAE 100R12/20-24, GB 10544 5Type Hose	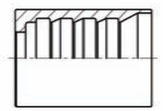 S01400 (P26)
一层钢丝不剥胶套筒 Ferrule For SAE 100R1AT, DIN20022 1SN Hose	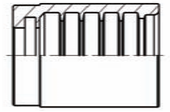 S00110-A (P23)	四层钢丝剥外胶套筒 Ferrele For GB 10544 3Type/20-32, SAE 100R12/06-16,DIN 20023-4SP, 4SH/10-16 Hose	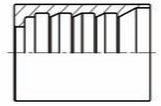 S00400 (P26)
一层钢丝不剥胶套筒 Ferrule For SAE 100R1AT, DIN20022 1SN Hose	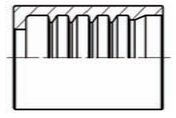 S00110 (P23)	四层钢丝剥外胶套筒 Ferrele For DIN 20023-4SH20-32Hose	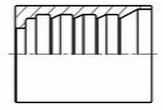 S00401 (P26)
两层钢丝不剥胶套筒 Ferrele For GB 3863 2 TYPE, DIN 20022 2SN ,SAE 100R2AT Hose	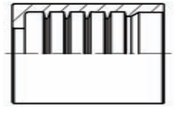 S00210 (P24)	多层钢丝剥内外胶套筒 Interlock Ferrule For SAE 100R13/R15, 4SH/12-16Hose	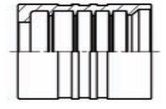 S00621 (P27)
两层钢丝不剥胶套筒 Ferrule For SAE R2AT, DIN 20022 2SN HOSE	 S03310 (P24)		
国标、部标一层钢丝剥外胶套筒 Ferrule For China 1 Steel Wire Hose	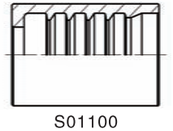 S01100 (P24)		

软管接头 Hose Fitting

一体式软管接头 One Piece Hose Fitting

公制24° 锥轻系列 Metric Thread 24° cone Light Series	 S10411-RW (P29)	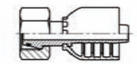 S20411-TRW (P29)	 S20441-TRW (P30)	 S20491-TRW (P30)
公制24° 锥重系列 Metric Thread 24° Cone Heavy Series	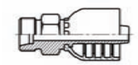 S10511-RW (P31)	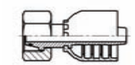 S20511-TRW (P31)	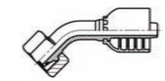 S20541-TRW (P32)	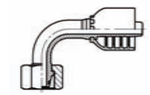 S20591-TRW (P32)
英管螺纹60° 锥面密封 BSP Thread 60° Cone Fitting	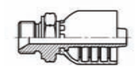 S12611A-RW (P33)	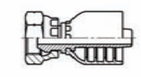 S22611-RW (P33)	 S22641-RW (P34)	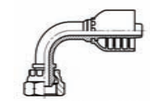 S22691-RW (P34)
美制JIC螺纹74° 密封 JIC 74° Cone Fitting	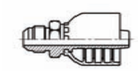 S16711-RW (P35)	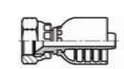 S26711-RW (P36)	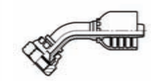 S26741-RW (P36)	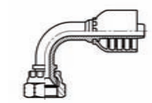 S26791-RW (P37)
美制ORFS螺纹密封 ORFS Tube Fitting	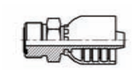 S14211-RW (P37)	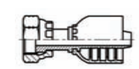 S24211-RW S24211-TRW (P38)	 S24241-RW S24241-TRW (P39)	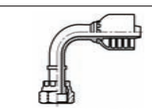 S24291-RW S24291-TRW (P39)
SAE法兰轻系列 SAE Flange Light Series	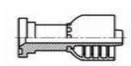 S87311-RW (P40)	 S87341-RW (P40)	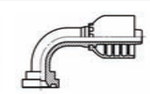 S87391-RW (P41)	
SAE法兰重系列 SAE Flange Heavy Series	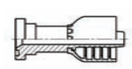 S87611-RW (P41)	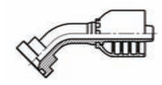 S87641-RW (P42)	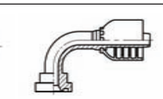 S87691-RW (P42)	

扣压式软管接头 Swaged Hose Fitting

公制24° 锥轻系列 Metric Thread 24° cone Light Series	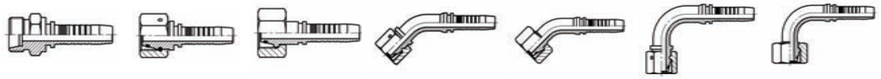	S10411 (P43) S20411-W (P44) S20411-T (P44) S20441-W (P45) S20441-T (P45) S20491-W (P46) S20491-T (P46)
公制24° 锥重系列 Metric Thread 24° Cone Heavy Series		S10511 (P47) S20511-W (P47) S20511-T (P47) S20541-W (P48) S20541-T (P48) S20591-W (P49) S20591-T (P49)
公制球面密封 Metric Female Multiseal		S20111 (P50) S20111-T (P50) S20141 (P50) S20141-T (P50) S20191 (P51) S20191-T (P51)
公制平面密封 Metric Female Flat Seat		S20211 (P51) S20211-T (P51) S20241 (P52) S20241-T (P52) S20291 (P52) S20291-T (P52)
公制螺纹74°锥面密封 Metric Thread 74° Fitting		S20711 (P53) S20711-T (P53) S20741 (P54) S20741-T (P54) S20791 (P55) S20791-T (P55)
公制卡套式直管 Metric Standpipe Straight DIN 2353		S50011 (P56) S50041 (P57) S50091 (P58)
英管螺纹 60° 锥面密封 BSP Thread 60° Cone Fitting	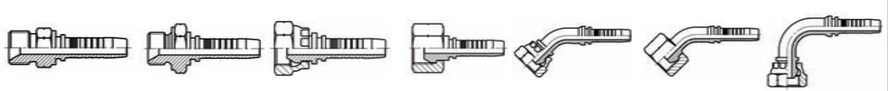	S12611 (P59) S12611A (P59) S22611 (P60) S22611-T (P60) S22641 (P61) S22641-T (P61) S22691 (P62)
	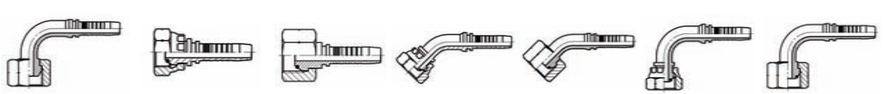	S22691-T (P62) S22611-OR (P63) S22611-ORT (P63) S22641-OR (P64) S22641-ORT (P64) S22691-OR (P65) S22691-ORT (P65)

扣压式软管接头 Swaged Hose Fitting

英管螺纹 60° 锥面密封 BSP Thread 60° Cone Fitting		S22611D (P65) S22611D-SM (P66) S22691K (P66)
英锥管螺纹密封 BSPT Male		S13011 (P67)
英制球面密封 BSP Female Multiseal		S22111 (P68) S22111-T (P68) S22141 (P69) S22141-T (P69) S22191 (P70) S22191-T (P70)
日式公制螺纹60° JIS Metric Female 60° Cone Seat		S28611 (P70) S28611GM (P71) S28641 (P71) S28691 (P72)
日式英管螺纹60° JIS Gas Female 60° Seat JIS B8363		S29611 (P72) S29641 (P73) S29691 (P73)
美制锥螺纹密封 NPT Thread Fittings	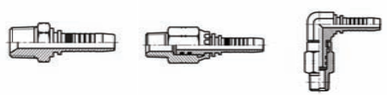	S15611 (P74) S15611SW (P74) S15691KSW (P75)
美制ORFS螺纹密封 ORFS Female Flat Seat	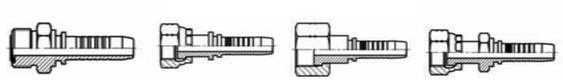	S14211 (P75) S24211 (P76) S24211-T (P76) S24211D (P76)
	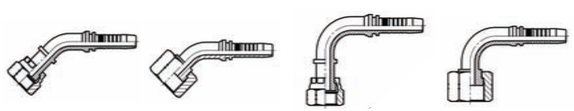	S24241 (P77) S24241-T (P77) S24291 (P77) S24291-T (P77)

扣压式软管接头 Swaged Hose Fitting

美制JIC螺纹74°密封 JIC Female 74° Cone Seat	S16711 (P78) S26711 (P79) S26711-T (P79) S26711D (P79) S26711D-SM (P80) S26741 (P80) S26741-T (P80) S26791 (P81) S26791-T (P81) S26791K (P81)
公制螺纹水管接头 Metric Female Water wash Inserts	S20011-T (P82)
SAE法兰轻系列 SAE Flange Light Series	S87311 (P82) S87341 (P83) S87391 (P83)
SAE法兰重系列 SAE Flange Heavy Series	S87611 (P84) S87641 (P84) S87691 (P85)
矿用接头芯 MT Staplelock Male	S60011 (P85)
铰接式 Banjo	S70011 (P86) S72011 (P86) S700M (P87) S720B (P87)
双面连接接头 Double Connector	S90011 (P87)

内锁式软管接头 Interlock Fitting

公制24° 锥重系列 Metric Thread 24° Cone Heavy Series	S20513-T (P88) S20543-T (P88) S20593-T (P88)
英管螺纹60° 锥面密封 BSP Thread 60° Cone Fitting	S22613-OR (P89) S22643-OR (P89) S22693-OR (P89)
美制JIC螺纹74°密封 JIC 74° Cone Fitting	S26713 (P90) S26743 (P90) S26793 (P90)
美制ORFS螺纹密封 ORFS Female Flat Seat	S14213 (P91) S24213 (P91) S24243 (P91) S24293 (P92)
SAE法兰轻系列 SAE Flange Light Series	S87313 (P92) S87343 (P92) S87393 (P93)
SAE法兰重系列 SAE Flange Heavy Series	S87613 (P93) S87643 (P93) S87693 (P94)
9000PSI法兰系列 Flange 9000PSI Series	S87913 (P94) S87943 (P94) S87993 (P95)

过渡接头 Adapter

带有 A 字样型号 表示三柯主打产品（备货目标）客户可以选择性的采购

DIN卡套式 Metric Thread Bite Type

管与管连接 Tube to tube	S1C S1D (P97); S1C9 S1D9 (P97); S1C-Y S1D-Y (P98); SAC SAD (P98); SXC SXD (P99); S6C/LN S6D/LN (P99); S6C9/LN S6D9/LN (P100)
组合连接 Tube to swivel	S2C-W S2D-W (P100); S2C4-W S2D4-W (P101); S2C9-W S2D9-W (P101); S3C-W S3D-W (P102); SBC-W SBD-W (P102); SCC-W SCD-W (P103)
油口连接 Male stud connector	S1CB S1DB (P104); S1CB-WD S1DB-WD (P105-106); S1CM S1DM (P107); S1CM-WD S1DM-WD (P108); S1CG S1DG (P109-110); S1CH S1DH (P111); S1CO S1DO (P112); S1CT-SP (P113); S1CN S1DN (P113-114); S2HC-W S2HD-W (P115); S2MC-WDW S2MD-WDW (P115); S2GC-W S2GD-W (P116); S2BC-WDW S2BD-WDW (P117)
可调向接头 Lock nut adjustable	S1CG4-OG S1DG4-OG (P118); S1CG9-OG S1DG9-OG (P118); S1CH4-OG S1DH4-OG (P119); S1CH9-OG S1DH9-OG (P119); S1CO4-OG S1DO4-OG (P120); S1CO9-OG S1DO9-OG (P121); SACCH-OG SADDH-OG (P122); SACCG-OG SADDG-OG (P123); SACCO-OG SADDO-OG (P123); SACGC-OG SADGD-OG (P124); SACHC-OG SADHC-OG (P124); SACOC-OG SADOD-OG (P125)
弯通接头 Non adjustable	S1CT9-SP S1DT9-SP (P126); S1CN9 S1DN9 (P127)
焊接接头 Tube to weld	S1CW S1DW (P128); S2WC S2WD (P129)

DIN卡套式 Metric Thread Bite Type

法兰接头 Flange adapters	S1CFL S1DFL (P130); S1DFS (P130); S1CFL9 S1DFL9 (P131); S1DFS9 (P131); S1CFG S1DFG (P132); S1CFG9 S1DFG9 (P132)
铰接接头 Banjo fitting	S1CI-KDS S1DI-KDS (P133); S1CI-GDK S1DI-GDK (P133); S1CI-B-KDS S1DI-B-KDS (P134); S1CI-B-GDK S1DI-B-GDK (P134)
堵头 Plugs	S4C S4D (P135); S9C S9D (P135)
卡套螺母 Retaining nuts	SNL SNS (P136)

公制接头 Metric Thread Fitting

公制螺纹O形圈平面密封接头 Metric Male O-Ring	S1E (P137); S1E9 (P137); S1EH (P138); S1EH4-0G (P138); S1EH9-0G (P139); S1EL (P139); S1EN (P140); S1ET-SP (P141); S1EW (P141); S1EW9 (P142); S2E9 (P142); S2WE (P143); S4E (P143); S9E (P143); SAE (P144); SBE (P144); SCE (P144); SXE (P145)

国标、部标接头 GB,JB Thread Fitting

公制螺纹74° 锥面扩口密封接头 Metric Thread 74° Cone Flared Tube Fitting

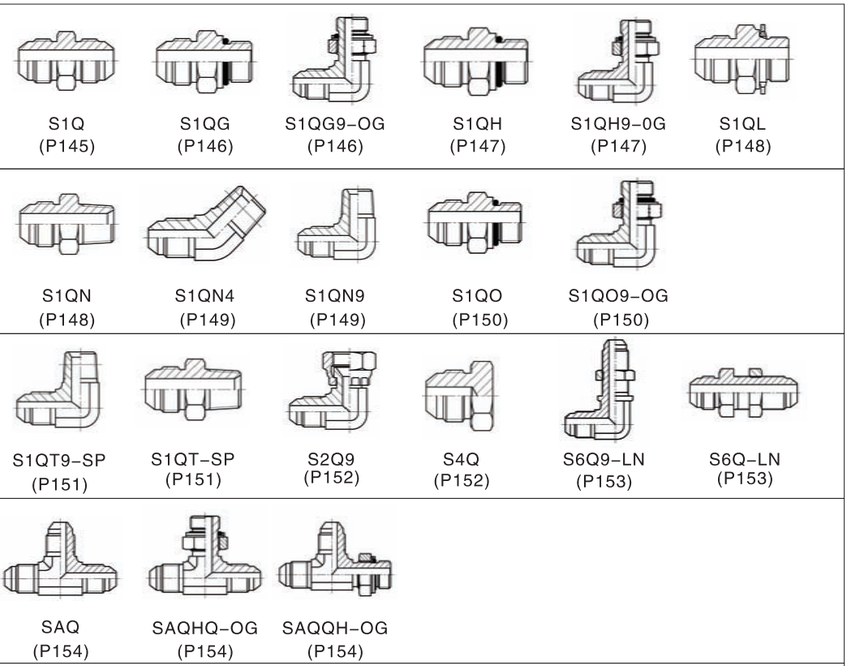

S1Q (P145)	S1QG (P146)	S1QG9-OG (P146)	S1QH (P147)	S1QH9-0G (P147)	S1QL (P148)
S1QN (P148)	S1QN4 (P149)	S1QN9 (P149)	S1QO (P150)	S1QO9-OG (P150)	
S1QT9-SP (P151)	S1QT-SP (P151)	S2Q9 (P152)	S4Q (P152)	S6Q9-LN (P153)	S6Q-LN (P153)
SAQ (P154)	SAQHQ-OG (P154)	SAQQH-OG (P154)			

日本公制螺纹60° 锥面密封接头 Japanese Metric Thread 60° Cone Flared Tube Fitting

S1K (P155)	S1KG (P155)	S1KG9-OG (P155)	S1KH (P156)	S1KH9-OG (P156)	S1KT-SP (P157)
S4K (P157)	SAK (P157)				

油口堵头 Plug

S4L (P158)	S4MN-WD (P158)	S4H (P158)

英制接头 BSP,BSPT Thread Fitting

日本英管螺纹60° 锥面密封接头 Japanese BSP Thread 60° Cone Fitting

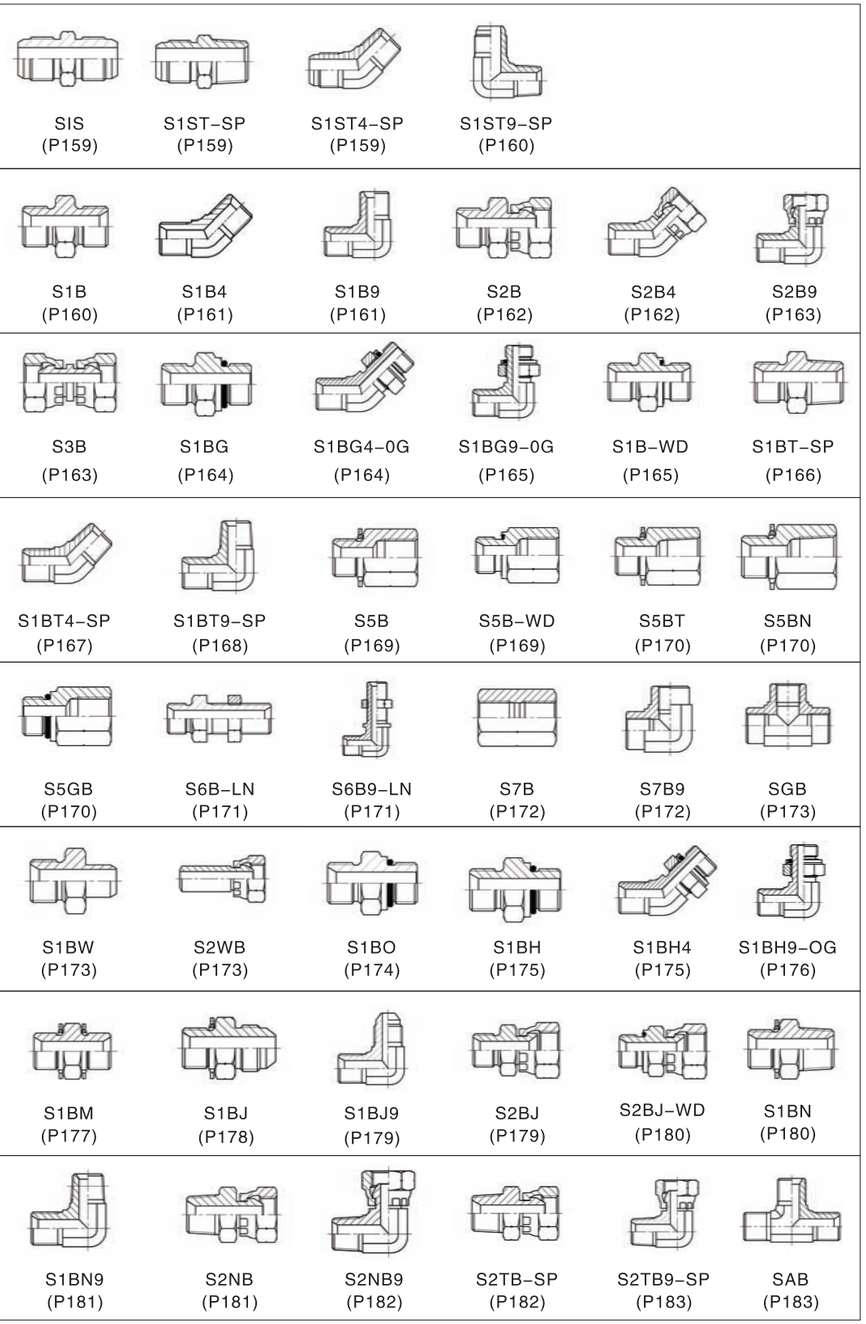

SIS (P159)	S1ST-SP (P159)	S1ST4-SP (P159)	S1ST9-SP (P160)

英管螺纹60° 锥面密封接头 BSP Thread 60° Cone Fitting

S1B (P160)	S1B4 (P161)	S1B9 (P161)	S2B (P162)	S2B4 (P162)	S2B9 (P163)
S3B (P163)	S1BG (P164)	S1BG4-0G (P164)	S1BG9-0G (P165)	S1B-WD (P165)	S1BT-SP (P166)
S1BT4-SP (P167)	S1BT9-SP (P168)	S5B (P169)	S5B-WD (P169)	S5BT (P170)	S5BN (P170)
S5GB (P170)	S6B-LN (P171)	S6B9-LN (P171)	S7B (P172)	S7B9 (P172)	SGB (P173)
S1BW (P173)	S2WB (P173)	S1BO (P174)	S1BH (P175)	S1BH4 (P175)	S1BH9-OG (P176)
S1BM (P177)	S1BJ (P178)	S1BJ9 (P179)	S2BJ (P179)	S2BJ-WD (P180)	S1BN (P180)
S1BN9 (P181)	S2NB (P181)	S2NB9 (P182)	S2TB-SP (P182)	S2TB9-SP (P183)	SAB (P183)

英制接头 BSP,BSPT Thread Fitting

英管螺纹60° 锥面密封接头 BSP Thread 60° Cone Fitting	SBB (P184)	SCB (P184)	SABBG-OG (P184)	SABGB-OG (P185)	S9B (P185)	
英锥管螺纹接头 BSPT Thread Fitting	S1T-SP (P185)	S1T9-SP (P186)	S4T-SP (P186)	S5GT (P186)	S5T-SP (P187)	S5T9-SP (P187)
	S7T (P188)	S7T9 (P188)	SGT (P188)	SZT (P189)		
油口堵头 Plug	S4G (P189)	S4B (P189)	S4BN (P190)	S4B-WD (P190)	S4BN-WD (P190)	

美制接头 JIC,ORFS,SAE,NPT And NPSM Thread Fitting

美制螺纹74° 锥面密封接头	S1J (P191)	S1J4 (P191)	S1J9 (P192)	S2J (P192)	S2J9 (P193)	SAJ (P193)
	SBJ (P194)	SCJ (P194)	S3J (P194)	S4J (P195)	S9J (P195)	S9J-CAP (P195)
	S6J-LN (P196)	S6J4-LN (P196)	S6J9-LN (P196)	S1JFL (P197)	S1JFL9 (P197)	S1JFS (P198)
	S1JFS9 (P198)	S1JN (P199)	S1JN4 (P200)	S1JN9 (P201)	S1JN9-L (P202)	S1JN9-LL (P202)
	S1JO (P203)	S1JO4-OG (P204)	S1JO9-OG (P205)	S1JB-WD (P206)	S1JH (P207)	S1JH4-OG (P207)
	S1JH9-OG (P208)	S1JG (P208)	S1JG4-0G (P209)	S1JG9-0G (P209)	S1JM-WD (P210)	S1JT-SP (P210)
	S1JT9-SP (P211)	S2MJ-WD (P211)	S2TJ (P212)	S2HJ (P12)	S2OJ (P213)	SAJ6JJ-LN (P213)
	SAJJ6J-LN (P214)	SAJJO-OG (P214)	SAJOJ-OG (P214)			

美制接头 JIC,ORFS,SAE,NPT And NPSM Thread Fitting

美制螺纹O形圈 平面ORFS接头

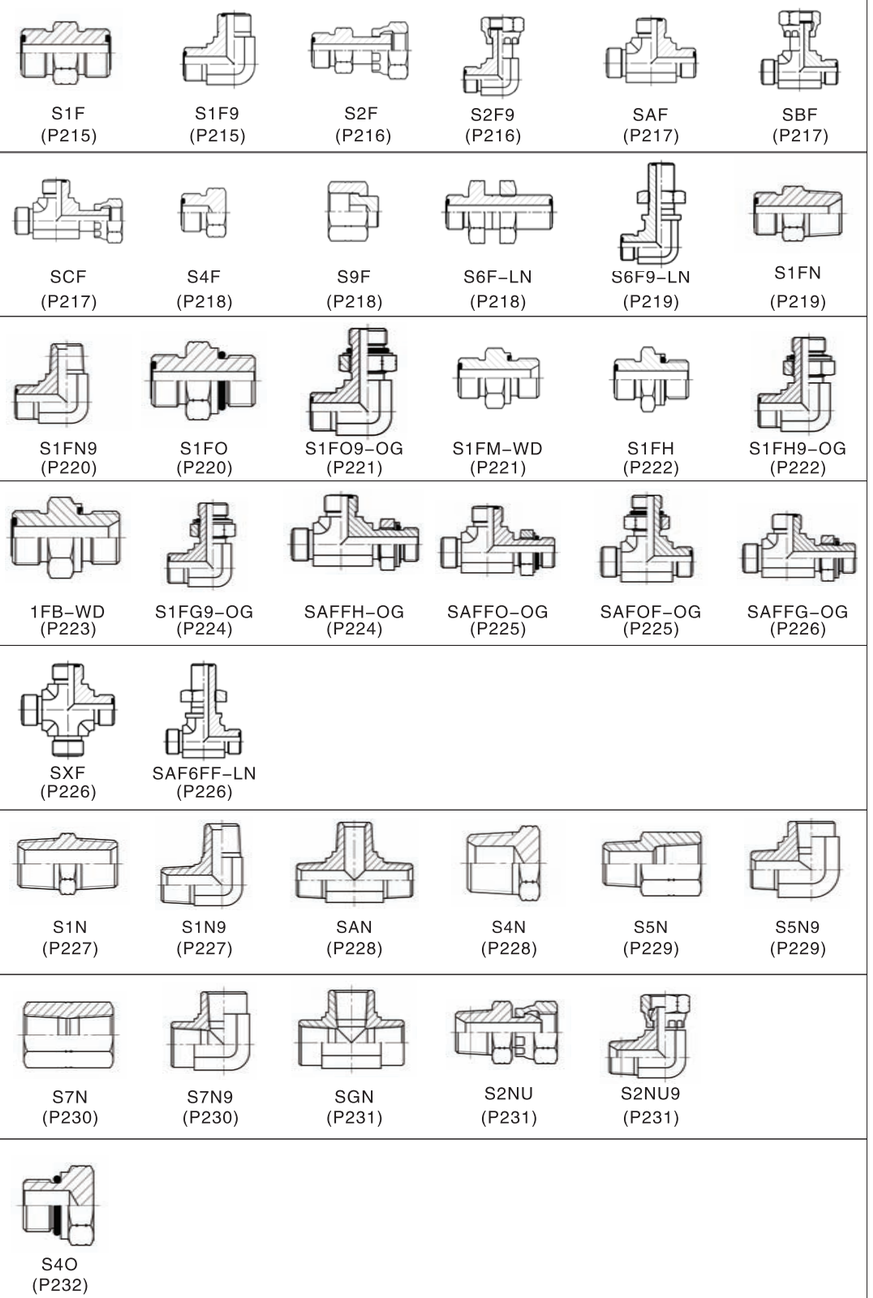

S1F (P215)	S1F9 (P215)	S2F (P216)	S2F9 (P216)	SAF (P217)	SBF (P217)
SCF (P217)	S4F (P218)	S9F (P218)	S6F-LN (P218)	S6F9-LN (P219)	S1FN (P219)
S1FN9 (P220)	S1FO (P220)	S1FO9-OG (P221)	S1FM-WD (P221)	S1FH (P222)	S1FH9-OG (P222)
1FB-WD (P223)	S1FG9-OG (P224)	SAFFH-OG (P224)	SAFFO-OG (P225)	SAFOF-OG (P225)	SAFFG-OG (P226)
SXF (P226)	SAF6FF-LN (P226)				

美制 螺纹 NPT,NPSM 接头

S1N (P227)	S1N9 (P227)	SAN (P228)	S4N (P228)	S5N (P229)	S5N9 (P229)
S7N (P230)	S7N9 (P230)	SGN (P231)	S2NU (P231)	S2NU9 (P231)	

油口堵头 Plug

S4O (P232)

焊接法兰 Weld Fitting

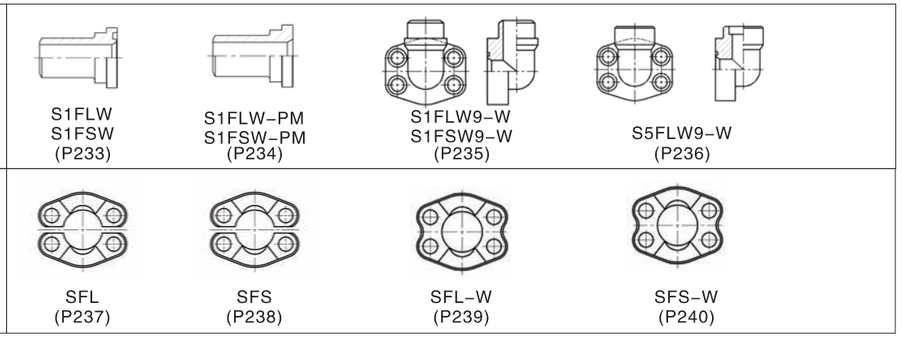

焊接法兰 Weld Fitting

S1FLW S1FSW (P233)	S1FLW-PM S1FSW-PM (P234)	S1FLW9-W S1FSW9-W (P235)	S5FLW9-W (P236)

法兰夹 Flange Clamps

SFL (P237)	SFS (P238)	SFL-W (P239)	SFS-W (P240)

其它产品 Other Fitting

三柯新品发布

SSF (P243)	SRL/SRS (P244)	钢丝护套(SP) (P245)	尼龙螺旋保护套(RNL) (P246)	定制件和快速接头 (P241)

B

软管总成
Hydraulic Hose Assembly

三柯暂未提供总成定制服务，但我们可以提供高效率的流体连接解决方案，服务客户。

软管总成订货方法
How to order Assembly

软管总成订货代号

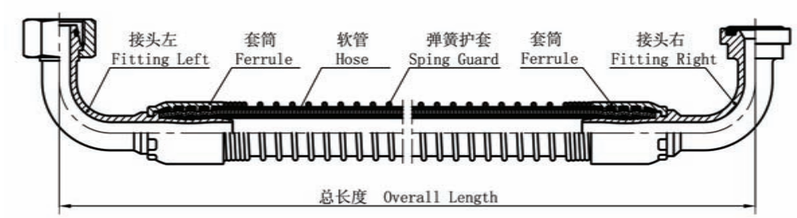

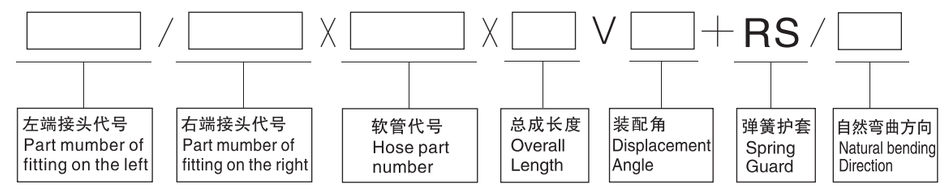

订货示例1：S20491-30-12T/S87391-12-12X2T12X1200V90+RS/SSX
当无装配角、自然弯曲方向或弹簧护套时，则代号中这些内容可省去不写。
订货示例2：当接头1 与接头2 相同时，只标一个接头的代号。
S20491-30-12TX2T12X1200V90

软管总成长度表示方法
How to measure Assembly

软管总成长度L 以从接头芯端面或弯接头芯中心为基准进行测量。

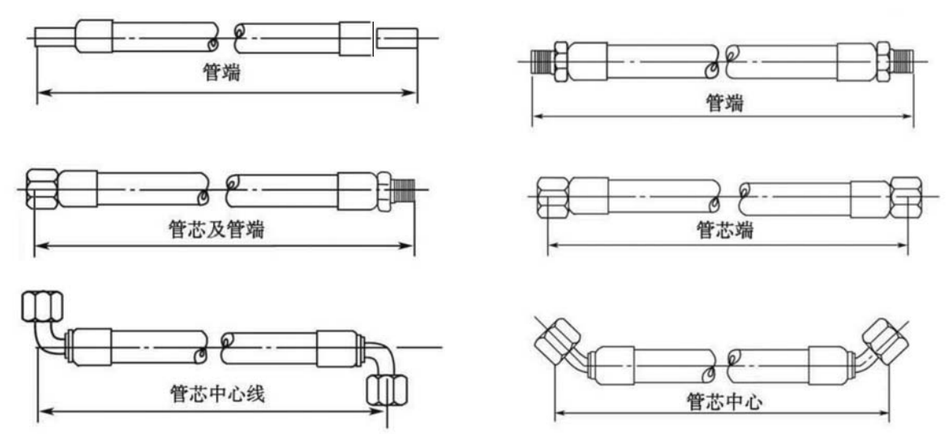

B

总成

软管总成装配角表示方法
How to Measure Displacement Angle

置胶管总成在同一直线上,其中一个接头为垂直方向;按顺时针方向测量另一个接头与垂直方向接头之间的夹角。此夹角即为装配角。

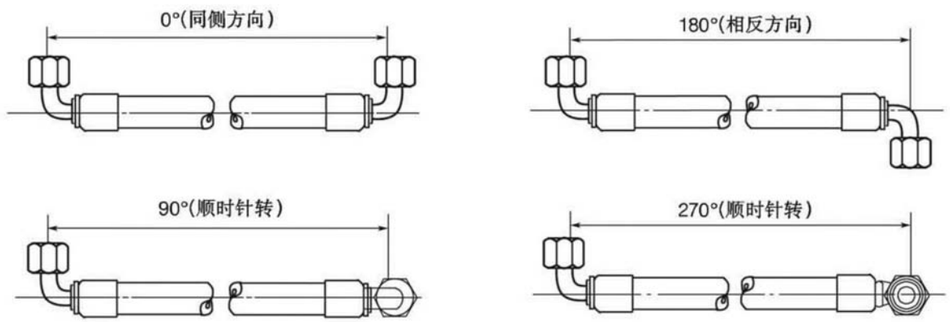

装配角允许误差 ±3°

软管总成装配角测量
HOW TO MEASURE DISPLACEMENT ANGLE

当总成的两端接头均为弯接头时，装配时两弯接头间有一角度关系。测量时，把软管总成拉直，并沿直线方向看，把弯接头1 置垂直向上方向，按顺时针测量弯接头2 与垂直放置的弯接头1 之间的夹角，即为软管总成的装配角，用V表示。如图所示，例当装配角α为225° 时，标记为V225。

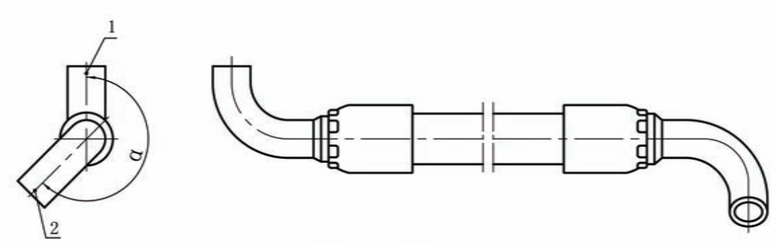

软管总成自然弯曲方向的规定

软管自然弯曲方向规定
Natural Bending Direction

由于软管库存时成捆盘扎，在加工总成时难以拉直，当有一端接头为弯接头时，就存在弯曲接头与软管自然弯曲方向间的关系。
把软管自然放置的平面作为水平面。

软管总成的一端接头为弯曲接头，另一端接头为直接头时有如下四种情况:

图示说明	表示	代号	图示说明	表示	代号
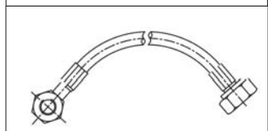	单头平面 垂直向外	DCW	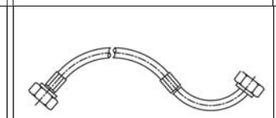	单头水平向上	DSS
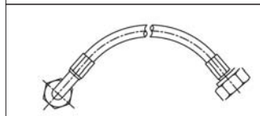	单头平面 垂直向内	DCN	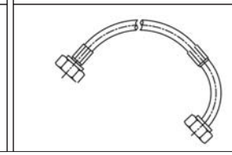	单头水平向下	DSX

软管总成的二端接头均为弯曲接头时有如下十种情况:

图示说明	表示	代号	图示说明	表示	代号
	双头水平向下	SSX		双头异向 平面垂直 接头1 向内， 接头2 向外	SYC2
	双头水平向上	SSS		接头1 平面 垂直向内 接头2 水平向上	YNES
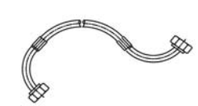	接头1 向下， 接头2 向上	SSY		接头1 平面 垂直向外 接头2 水平向上	YWES
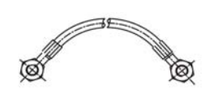	双头同向平面 垂直向外	STC	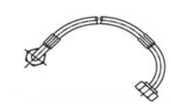	接头1 平面 垂直向内 接头2 水平向下	YNEX
	双头异向 平面垂直 接头1 向外， 接头2 向内	SYC1	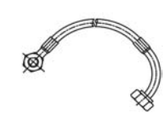	接头1 平面 垂直向外 接头2 水平向下	YWEX

B

总成

B

总成

软管内径选择办法
How to choose with right inside diameter

根据对于胶管的流量要求和流速要求，利用所示图表，可以迅速确定合适的胶管内径。
According to the request of the flow and velocity,we can ascertain the proper inside drameter of hose quickly with the following chart.
例：一根用于压力管路的胶管，要求通过的胶管的流量为72L/min，胶管内径应多大？
Example:How much will the inside diameter be if the flow of the hose is 70L/mm pressure line?
选择方法：在流量表上72L/min处取一点，在流速表的6.2米/秒处取一点，连接两点的直线通过胶管内径表的12.7~15.9mm之间。应选择15.9mm（即标号为10）。
Join the point of 72L/mm on the flow line and the point of 6.2m/s on the point where this straight line cross the inside diameter line is the cross the inside diameter line is the right inside diameter,here is 15.9mm.
Recommended flow tolerate the hydrarlic oil whose maximum.

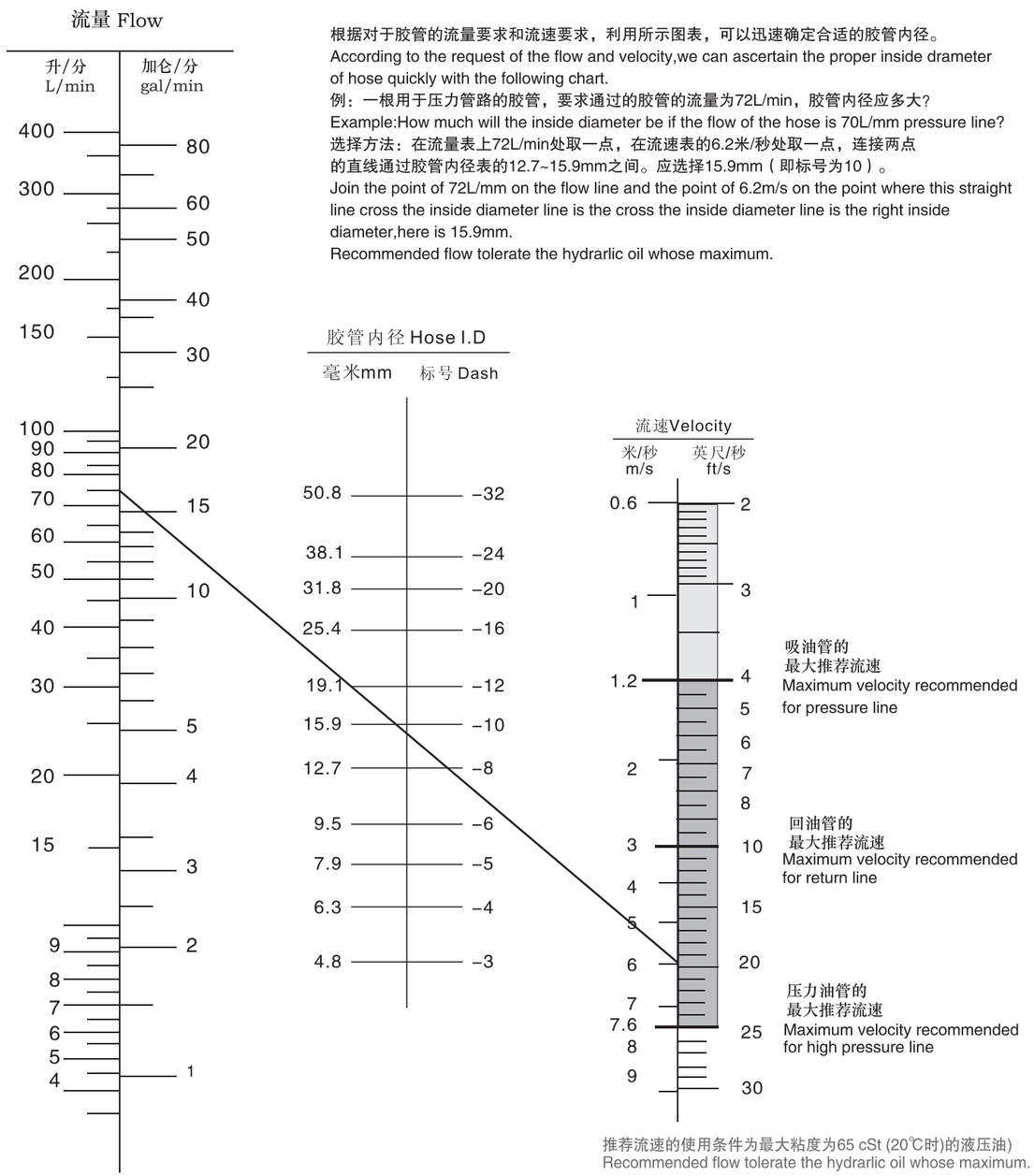

推荐流速的使用条件为最大粘度为65 cSt (20℃时)的液压油)
Recommended flow tolerate the hydrarlic oil whose maximum.

B

总成

软管安装指南，技术要求
Assembly Installation,Technical requirements

正确地安装胶管至为重要，如胶管过长不但影响外观，而且增加成本。如胶管太短，当其受压而伸展或收缩时，没有足够的伸缩余地，会导致胶管被破坏。以下各图显示安装胶管时应注意的事项，依此安装可达最佳的工作效果并延长胶管的寿命。

Install, the hose in a correct way is very important, it will affect the hose's appearance and cost a lot while it is too long, but if the hose is too short, it cannot flex while being crushed. Both too long and too short can break down the hose. So pay more attention to the following guide before you install the assembly:

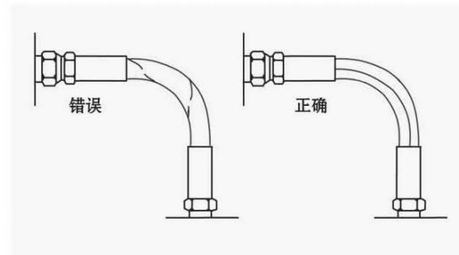

安装胶管时，切勿让其扭歪，否则当受压力时会破坏胶管或令联接处松脱。
Hose should not be twisted. Hose is weakened when installed in twisted position. Also pressure in twisted hose tends to loosen fitting connections. Design so that machine motion produces bending rather that twisting.

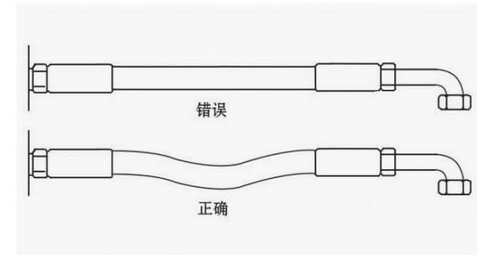

安装胶管时，切勿让其扭歪，否则当受压力时会破坏胶管或令联接处松脱。
Since hose may change in length from+2% to–4% under the surge of high pressure,provide sufficient slack for expansion and contraction.

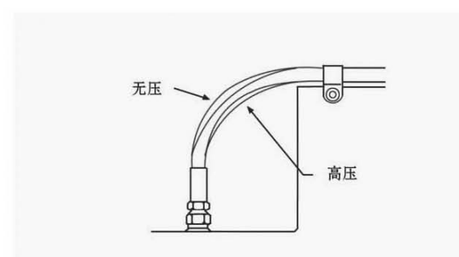

当胶管受压时，其长度会改变，因此切勿在弯曲位置上加任何夹子，使其能自由移动。
Don't use any clamps at the inflexion so as it can move freely.

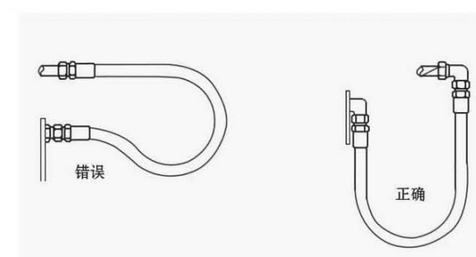

当弯曲半径太小时，宜采用直角接头以免胶管出现急弯。
Choose right angle fittings to avoid too small bending radius and excess force.

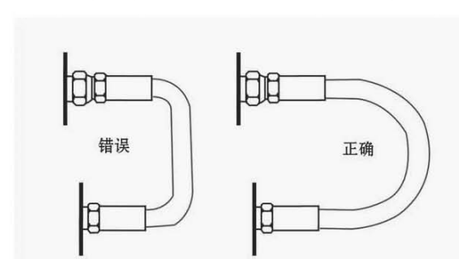

为避免胶管被破坏及流量受限制，胶管弯曲半径应尽可能加大。
Hose bending radius should be as big as possible when it is in motion.

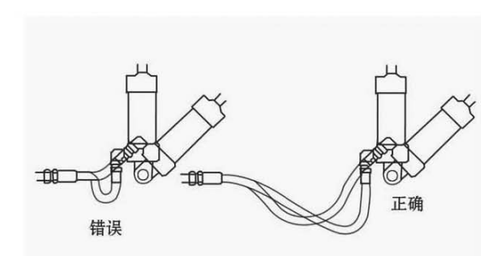

安装于移动物体间的胶管，应预留足够的长度，并避免和其他物体摩擦。
Reduce friction; avoid hose touching the object directly or far away from the object.
Correct Assembly Installation

B

总成

技术说明
Safety Guide For Hose Assemblies

1、胶管尺寸
胶管内径要适当。管径过小会加大管路内介质的流速，是系统发热，降低效率，而且会产生过大的压力降，影响整个系统的性能。若胶管采用管夹固定或胶管过钢板等间隔物时，也要注意胶管的外经尺寸。

2、工作压力
资料中有关胶管的动态工作压力是指胶管的连续工作时允许的最高压力。按照有关国际标准规定的液压胶管的安全系数，我们推荐的工作压力通常为胶管最低爆破压力值的四分之一。

3、冲击压力和疲劳寿命
胶管的选择是根据液压系统设计的最高压力值来确定的。由于液压系统的压力值通常是动态的，有时会出现冲击压力，冲击压力峰值会大大高于系统的最高压值。但系统上一般都有溢流阀，故冲击压力不会严重影响胶管的疲劳寿命。对于冲击压力特别频繁的液压系统，建议选用特别耐脉动冲击的胶管产品。

4、温度范围
用户应该在胶管质量规范允许的温度内使用胶管，如果工作环境温度超过这一范围，将会影响到胶管的寿命，其承压能力也会大大降低。工作环境温度长期过高或过低的系统，建议采用软管护套。

5、化学相容性
若使用特殊的液压介质，用户应确保所选用的胶管总成其胶管内，外层，接头以及O型密封圈与介质相容。

6、弯曲半径
安装胶管总成时应注意到胶管的最小弯曲半径，若弯曲半径过小，将降低胶管的承压能力并影响其使用寿命。

7、磨擦
胶管在使用时如常与硬物接触或磨擦，建议在胶管外部加弹簧护套。
影响胶管总成使用情况的因素很多，只有按照工况正确选用胶管及接头，才能保证使用胶管的可靠性和经济性。
这些因素有：有关苏强格高压总成的其他技术问题，欢迎垂询。

There are many factors which can affect the usage condition of hose assembly, use the hose assembly and hose fittings in acorrect way can ensure its reliability and economical efficiency. These factors are as follows:

1, Hose Dimension

The selection of hose inside diameter must be correctly made. If the hose inside diameter is too small, it will speed up the medium in the pipe–line, heated the system, lower the efficiency and produce excessive pressure drop which will affect the whole system's capability. If it will fix with hose clamp or cross the steel board, the outside diameter of hose should be pay more attention.

2, Working Pressure

The dynamic working pressure in this catalog refers to the allowable maximum pressure in condition of continuously working. According to the safety modulusof hydraulic hose ruled by international standard, we recommend that the working pressure is one quarter of the minimum blast Pressures.

3, Impact Pressure & Fatigue Life–span

After determining the maximum system pressure for a hydraulic system, hose selection can be made. For the hydraulic system's pressure always be dynamic, there often appears an impact pressure, the maximum impact pressure is much higher than the maximum system pressure. To be luckily, there is an over fallvalve in every hydraulic system, so high impact pressure cannot affect the fatigue life–span seriously.As for hydraulic system whose impact pressure appears very frequently, we advise you choose the special hydraulic hose which is able to endure the high impact Ptessure.

4, Temperature Range

User must ensure that the temperature is in an allowable range of hose, if exceeding this range, the life–span of hose will be shorten, and the capacity to endure pressure will get down. If the working condition temperature keep too high or too low in a long time, we advice you use the hose spring guard.

5, Chemical Compatibility

If use special hydraulic medium, user should ensure the material of hose inner side and cover, the hose fittings and O–ring can compatible with the special hydraulic medium.

6, Bending Radius

Pay more attention to its minimum bending radius when install the hose assembly, if the bending radius is smaller than the minimum one, the capacity of enduring pressure will get down and the life–span of hose will be shortened.

7, Friction

We advised you use a spring guard if the hose assembly is always in the condition of touching and making friction with hard object. Any technical question about Stronger Hydraulic hose assembly, welcome to inquire!

软管总成系列 HYDRAULIC HOSE ASSEMBLY Sannke®

B

总成

软管内胶、接头材质与化学物质的相溶性
Intermiscibility of Hose lining,fitting material,chemical substances

E=excellent 优秀的 C=conditional 限定条件下使用的 U=unsatisfactory 不适用的 G=good 好的		三元乙丙橡胶 EPDM	合成橡胶 Synthetic Rubber	铁氟龙 Teflon	热塑性橡胶 Thermoplastic Elastomer	钢Steel	黄铜Brass	不锈钢 Stainless Steel
Fluid	流体	Hose 软管				金属Metal		
acetaldehyde	乙醛	E	U	E	G	G	E	E
acetic acid , glacial	冰醋酸	E	U	E	C	U	U	C
acetic acid, 10%	乙酸,10%	C	U	E	C	U	U	C
acetone	丙酮	E	U	E	G	E	E	E
acetyl acetone	乙酰丙酮	E	U	E	G	U	C	C
acetyl chloride	乙酰氯	U	U	E	U	C	C	C
acetylene	乙炔	E	U	E	G	E	E	E
air wet	湿空气	E	E	E	C	U	G	E
aluminum chloride	氯化铝	E	E	E	E	U	U	U
aluminum fluoride	氟化铝	E	E	E	E	U	U	U
aluminum nitrate	硝酸铝	E	E	E	E	U	U	C
aluminum sulfate	硫酸铝	E	E	E	G	U	C	E
alums	明矾	E	E	E	E	U	C	E
ammonia, anhydrous	无水氨	U	U	G	U	E	U	E
ammonia, aqueous	氨水	E	U	G	U	E	U	E
ammonia, cold	冷氨水	E	U	G	U	E	U	E
ammonia, hot	热氨水	E	U	G	U	E	U	E
ammonium carbonate	碳酸铵	E	U	E	C	C	U	C
ammonium chloride	氯化铵	E	E	E	C	U	U	C
ammonium hydroxide	氢氧化铵	E	C	E	U	G	U	C
ammonium nitrate	硝酸铵	E	G	E	C	G	U	G
ammonium phosphate	磷酸铵	E	E	E	C	U	C	G
ammonium sulfate/sulfide	硫酸铵, 硫化铵	E	E	E	C	U	U	G
amyl acetate	乙酸戊酯， 香蕉油	E	U	E	U	E	E	E
amyl alcohol	戊醇	E	G	E	E	G	G	E
aniline dyes	苯胺染料	E	U	E	U	U	C	G
aniline, aniline oil	苯胺	E	U	E	U	E	U	E
arsenic acid	砷酸	E	E	E	G	U	U	G
asphalt	沥青	E	C	E	G	E	G	E
barium chloride	氯化钡	E	E	E	C	U	G	G
barium hydroxide	氢氧化钡	E	E	E	G	G	U	G
barium sulfide	硫化钡	E	E	E	C	C	U	G
benzene,A97benzol	苯	U	U	E	C	G	E	E
benzin	石油精	U	G	E	C	E	E	E
benzoic acid	苯甲酸	U	U	E	C	U	G	G
benzyl alcohol	苯甲醇	E	U	E	C	E	G	E
borax	硼砂	E	G	E	G	E	E	E
boric acid	硼酸	E	G	E	G	U	G	C
brine	浓盐水	E	G	E	C	U	G	G
bromine	溴	U	U	E	U	U	C	U
butyl alcohol	丁醇	E	E	E	G	G	G	G
butyl stearate	硬脂酸丁酯	U	U	E	–	G	G	G
butylene	丁烯	U	U	E	–	E	E	E
butyraldehyde	丁醛	E	U	E	–	E	E	E
calcium acetate	醋酸钙	E	G	E	C	G	G	G
calcium bisulfate	硫酸氢钙	U	E	E	G	U	C	C

B

总成

E=excellent 优秀的 C=conditional 限定条件下使用的 U=unsatisfactory 不适用的 G=good 好的		三元乙丙橡胶 EPDM	合成橡胶 Synthetic Rubber	铁氟龙 Teflon	热塑性橡胶 Thermoplastic Elastomer	钢Steel	黄铜Brass	不锈钢 Stainless Steel
Fluid	流体	Hose 软管				金属Metal		
calcium chloride	氯化钙	E	E	E	E	G	G	G
calcium hydroxide	氢氧化钙	E	E	E	C	G	G	G
calcium hypochlorite	次氯酸钙	E	U	E	C	U	G	C
calcium nitrate	硝酸钙	E	E	E	E	G	G	G
cane sugar liquors	蔗糖汁	E	E	E	E	E	G	E
carbolic acid	石碳酸， 苯芬	E	U	E	U	U	E	E
carbon dioxide	二氧化碳	E	G	E	E	E	E	E
carbon disulfide	二硫化碳	U	U	E	C	G	G	G
carbon monoxide	一氧化碳	E	G	E	E	E	E	E
carbon tetrachloride	四氯化碳	U	U	E	U	U	G	G
carbonic acid	碳酸	E	G	E	C	U	C	E
castor oil	蓖麻油	E	E	E	G	E	E	E
cellosolve acetate	乙酸溶纤济	E	U	E	U	U	U	E
china wood oil (tung oil)	桐油	U	G	E	C	E	G	E
chlorine	氯	U	U	U	U	C	C	C
chloroacetic acid	氯乙酸	E	U	E	U	U	U	U
chloroacetone	氯丙酮	E	U	E	U	G	G	G
chlorobenzene	氯苯	U	U	E	U	G	G	G
chloroform	氯仿	U	U	E	U	G	G	G
chlosulfonic acid	氯磺酸	U	U	E	U	G	U	G
chrome plating solution	镀铬溶液	E	U	E	–	C	U	U
chromic acid	铬酸	E	U	E	–	C	U	U
citric acid	柠檬酸	E	E	E	C	C	C	C
copper chloride	氯化铜	E	E	E	E	U	U	U
copper cyanide	氰化铜	E	E	E	–	E	U	G
copper sulfate	硫酸铜	E	E	E	G	U	C	G
cotton seed oil	棉子油	U	G	E	E	E	E	E
creosote (coal tar)	煤焦油	U	C	E	U	E	C	E
crude oil	原油	U	G	E	C	G	U	G
cyclohexanone	环已酮	E	U	E	G	E	E	E
detergent / Water solution	清洁剂水溶液	E	E	E	C	G	E	E
dibenzyl ether	二苄醚	E	U	E	–	G	G	G
diesel oil	柴油	U	C	E	C	E	E	E
ethyl acetate	乙酸乙酯	E	U	E	C	E	E	E
ethyl alcohol (ethanol)	乙醇	E	E	E	C	E	E	E
ethyl benzene	乙苯	E	U	E		E	G	G
ethyl cellulose	乙基纤维素	E	G	E	C	E	G	G
ethyl chloride	氯乙烷	U	U	E	U	E	E	E
ethylene dichloride	二氯乙烯	E	U	E	U	G	C	G
ethylene glycol	亚乙基二醇	E	E	E	C	E	G	E
ferric chloride	氯化铁	E	G	E	–	U	U	U
ferric nitrate	硝酸铁	E	E	E	C	U	U	G
ferric sulfate	硫酸铁	E	G	E	C	U	U	E
formaldehyde	甲醛	E	C	E	C	E	E	E
formic acid	甲酸	E	C	E	U	U	C	C
fuel oil	燃料油	U	G	E	E	E	E	E
furfural	糠醛	E	C	E	–	G	G	G
gasohol	酒精汽油混合燃料	U	U	E	G	E	E	E
gasoline	汽油	U	C	E	E	E	E	E
glycerine / glycerol	丙三醇甘油	E	E	E	E	E	G	E

软管总成系列 HYDRAULIC HOSE ASSEMBLY Sannke®

软管内胶、接头材质与化学物质的相溶性

Intermiscibility of Hose lining,fitting material,chemical substances

B

总成

E=excellent 优秀的 C=conditional 限定条件下使用的 U=unsatisfactory 不适用的 G=good 好的		三元乙丙橡胶 EPDM	合成橡胶 Synthetic Rubber	铁氟龙 Teflon	热塑性橡胶 Thermoplastic Elastomer	钢Steel	黄铜Brass	不锈钢 Stainless Steel
Fluid	流体	Hose 软管				金属Metal		
helium	氦	E	C	G	C	E	E	E
heptane	庚烷	U	G	E	E	E	E	E
hexane	己烷	U	G	E	E	E	E	E
hydraulic oils	液压油	G	G	G	G	G	G	G
phosEster/petroleum blend	石油混合物	–	U	E	C	E	E	E
silicone oils	硅油	E	E	E	E	E	E	E
straight petroleum base	石油基	U	E	E	E	E	E	E
straight phosphate ester	磷酸酯	E	U	E	C	E	E	E
water glycol	乙二醇	E	E	E	C	E	E	E
water petroleum emulsion	油水乳液	U	G	E	C	C	E	E
hydrobromic acid	氢溴酸溴化氢	E	U	E	U	E	U	E
hydrochloric acid	盐酸	C	U	E	U	U	U	U
hydrocyanic acid	盐酸	E	C	E	–	E	E	G
hydrofluoric acid	氢氟酸	C	U	E	U	U	U	U
hydrogen	氢	E	C	C	C	E	E	E
hydrogen peroxide	过氧化氢	C	G	E	G	U	U	G
hydrogen sulfide dry	干的硫化氢	E	U	C	C	E	G	G
isooctane	异辛烷	U	G	E	E	E	E	E
isopropyl alcohol	异丙醇	E	G	E	C	E	E	E
isopropyl ether	异丙醚	U	C	E	–	G	G	G
kerosene	煤油	U	C	E	G	E	E	E
lacquer / lacquer solvents	真漆/漆用溶剂	U	U	E	C	U	E	E
linseed oil	亚麻籽油	U	G	E	G	E	E	E
magnesium chloride	氯化镁	E	E	E	C	E	C	C
magnesium hydroxide	氢氧化镁	E	G	E	C	E	G	E
magnesium sulfate	硫酸镁	E	E	E	C	E	E	E
maleic acid	马来酸	E	U	E	C	E	G	G
maleic anhydride	顺丁烯二酸酐	U	U	E	C	G	U	E
malic acid	苹果酸，羟基丁二酸	U	G	E	–	U	–	E
mercuric chloride	氯化汞	E	E	E	E	U	U	U
mercury	汞	E	E	E	E	E	U	E
methanol	甲醇	E	G	E	C	G	G	E
methyl bromide	甲基溴吗啡	U	U	E	U	E	E	G
methyl butyl ketone	甲基丁基酮	E	U	E	C	E	E	E
methyl chloride	氯甲烷	U	U	E	U	E	E	E
methyl ethyl ketone	甲基乙基酮	E	U	E	C	G	G	G
methyl isobutyl ketone	甲基异丁酮	G	U	E	U	G	G	G
methyl isopropyl ketone	甲基异丙酮	G	U	E	U	G	G	G
methylene chloride	二氯甲烷	G	U	E	U	G	G	G
mineral oils	矿物油	U	E	E	G	E	E	E
naphtha	石脑油	U	U	E	G	–	–	–
naphthalene	萘	U	U	E	G	E	G	E
natural gas	天燃气	U	C	U	C	G	G	G
nickel acetate	醋酸镍	E	U	E	U	G	C	E
nickel chloride	氯化镍	E	G	E	U	U	U	G
nickel sulfate	硫酸镍	E	E	E	U	U	G	G

B

总成

E=excellent 优秀的 C=conditional 限定条件下使用的 U=unsatisfactory 不适用的 G=good 好的		三元乙丙橡胶 EPDM	合成橡胶 Synthetic Rubber	铁氟龙 Teflon	热塑性橡胶 Thermoplastic Elastomer	钢Steel	黄铜Brass	不锈钢 Stainless Steel
Fluid	流体	Hose 软管				金属Metal		
nitric acid, over 10%	硝酸,超过10%	U	U	E	U	U	U	E
nitric acid, to 10%	硝酸,最高10%	U	U	E	C	U	U	E
nitrobenzene	硝基苯	E	U	E	U	E	G	E
nitrogen	氮	E	E	E	E	E	E	E
octyl alcohol	辛醇	E	E	E	E	E	E	E
Oleic acid	油酸	U	U	E	G	C	E	G
oleum (fuming sulfuric acid)	发烟硫酸	U	U	E	U	G	U	G
oxalic acid	草酸	E	G	E	C	U	C	C
oxygen	氧气	U	U	U	U	G	G	G
palmitic acid	十六酸	E	G	E	E	G	–	E
para–dichlorobenzene	对二氯苯	U	U	E	–	G	G	G
pentane	戊烷	U	E	E	G	G	G	G
perchloric acid	高氯酸	E	C	E	U	U	U	U
perchloroethylene	全氯乙烯	U	U	E	U	C	G	G
phenol (carbolic acid)	苯酚	U	U	E	U	U	E	E
phosphoric acid	磷酸	E	U	E	U	U	E	E
phosphorous trichloride	三氯化磷	E	U	E	U	C	U	C
potassium acetate	醋酸钾	E	G	E	–	C	G	C
potassium chloride	氯化钾	E	E	E	E	E	C	E
potassium cyanide	氰化钾	E	E	E	E	C	U	G
potassium dichromate	重铬酸钾	E	E	E	E	C	C	C
potassium hydroxide (over 10%)	氢氧化钾(超过10%)	E	C	E	U	G	G	G
potassium hydroxide (to10%)	氢氧化钾(最高10%)	E	G	E	C	G	G	G
potassium nitrate	硝酸钾	E	E	E	E	G	G	E
potassium sulfate	硫酸钾	E	E	E	E	–	–	–
propane	丙烷	U	C	–	–	E	E	E
propyl acetate	乙酸丙酯	E	U	E	–	E	–	E
propylene	丙烯	U	U	E	–	E	E	E
refrigerant R–12	制冷剂R–12	U	C	–	G	E	E	E
refrigerant R–13	制冷剂R–13	U	C	–	G	E	E	E
refrigerant R–22	制冷剂R–22	U	U	C	U	E	E	E
sewage	污水	E	E	E	E	G	G	G
soap (water solutions)	肥皂水	E	E	E	C	E	E	E
sodium acetate	醋酸钠	E	G	E	–	E	E	G
sodium bicarbonate	碳酸氢钠	E	E	E	E	G	G	E
sodium borate	四硼酸钠	E	E	E	E	E	E	E
sodium carbonate	碳酸钠	E	E	E	E	E	G	E
sodium chloride	氯化钠	E	E	E	E	U	C	C
sodium cyanide	氰化钠	E	E	E	E	E	–	C
sodium hydroxide (over 10%)	氢氧化钠(超过10%)	E	U	E	C	C	C	C
sodium hydroxide (to 10%)	氢氧化钠(最高10%)	E	C	E	G	C	G	C
sodium hypochlorite	次氯酸钠	C	C	E	C	U	U	U
sodium metaphosphate	偏磷酸钠	E	E	E	E	E	G	G
sodium nitrate	硝酸钠	E	G	E	E	E	C	E
sodium perborate	高硼酸钠	E	G	E	–	C	U	C
sodium peroxide	过氧化钠	E	G	E	–	U	U	C
sodium phosphates	磷酸钠	E	E	E	E	U	E	G
sodium silicate	硅酸钠	E	E	E	E	E	E	E
sodium sulfate	硫酸钠	E	E	E	E	G	G	G
sodium thiosulfate	硫代硫酸钠	E	G	E	E	U	U	C

软管总成系列 HYDRAULIC HOSE ASSEMBLY Sannke®

软管内胶、接头材质与化学物质的相溶性

Intermiscibility of Hose lining,fitting material,chemical substances

B

总成

E=excellent 优秀的 C=conditional 限定条件下使用的 U=unsatisfactory 不适用的 G=good 好的		三元乙丙橡胶 EPDM	合成橡胶 Synthetic Rubber	铁氟龙 Teflon	热塑性橡胶 Thermoplastic Elastomer	钢Steel	黄铜Brass	不锈钢 Stainless Steel
Fluid	流体	Hose 软管				金属Metal		
soy bean oil	豆油	U	G	E	G	E	E	E
stannic chloride	氯化锡	E	E	E	C	U	U	U
steam (up to 388° F)	水蒸汽(最高388° F)	E	U	E	U	E	E	E
stearic acid	硬脂酸	E	G	E	G	C	C	E
styrene	苯乙烯	U	U	E	U	E	E	E
sulfur	硫	E	C	E	G	E	U	G
sulfur chloride	氯化硫	U	U	E	–	G	–	G
sulfur dioxide	二氧化硫	E	U	E	U	E	G	G
sulfur trioxide	三氧化硫	E	U	E	U	G	C	G
sulfuric acid (oven 10%)	硫酸(超过10%)	U	U	E	U	C	C	U
sulfuric acid (to 10%)	硫酸(最高10%)	E	U	E	U	U	G	C
sulfurous acid	亚硫酸	E	C	E	U	U	C	C
tannic acid	丹宁酸	E	E	E	G	E	E	E
tar (bituminous)	柏油	U	C	E	G	E	G	E
tartaric acid	酒石酸	E	G	E	G	U	C	C
tertiary butyl alcohol	叔丁醇	E	G	E	G	G	G	G
titanium tetrachloride	四氯化钛	U	U	E	–	E	U	G
toluene (toluol)	甲苯	U	U	E	U	E	E	E
trichlorethylene	三氯乙烯	E	U	E	U	E	G	E
tricresyl phosphate	磷酸三(邻甲苯酯)	E	U	E	U	E	–	C
triethanolamine	三乙醇胺	E	C	E	U	E	U	E
tung oil	桐油	U	G	E	C	E	G	E
turpentine	松节油	U	C	E	G	G	G	G
varnish	清漆	U	C	E	G	E	G	E
vinyl chloride	氯乙烯	U	U	E	U	E	U	C
water (+151° F to +200° F)	水(151° F 到200° F)	E	G	E	U	C	G	E
water (+201° F to +350° F)	水(201° F 到350° F)	E	U	E	U	C	G	E
water (to +150° F)	水(最高150° F)	E	E	E	E	C	G	E
xylene	二甲苯	U	U	E	C	E	E	E
zinc chloride	氯化锌	E	E	E	E	E	U	U
zinc sulfate	硫酸锌	E	E	E	–	U	C	G

软管代号及技术参数
HOSE PART NO. AND SPECIFICATION

软管类型	软管标准	软管简号	通径 I.D	5	6	8	10	13	16	19	22	25	32	38	51
			标号 DASH	-03	-04	-05	-06	-08	-10	-12	-14	-16	-20	-24	-32
钢丝编织软管 Steel Wire Braid Hose	SAE 100R1AT	1T	最小弯曲半径	89	102	114	127	178	203	241		305	419	508	635
			工作压力(Mpa)	20.7	19.0	17.2	15.5	13.8	10.3	8.6		6.9	4.3	3.4	2.6
	SAE 100R2AT	2T	最小弯曲半径	89	102	114	127	178	203	241		305	419	508	635
			工作压力(Mpa)	34.5	34.5	29.3	27.6	24.1	19.0	15.5		13.8	11.2	8.6	7.8
	DIN 20022 1SN	1SN	最小弯曲半径	90	100	115	130	180	200	240		300	420	500	630
	EN 853 1SN		工作压力(Mpa)	25.0	22.5	21.5	18.0	16.0	13.0	10.5		8.8	6.3	5.0	4.0
	DIN 20022 2SN	2SN	最小弯曲半径	90	100	115	130	180	200	240		300	420	500	630
	EN 853 2SN		工作压力(Mpa)	41.5	40.0	35.0	33.0	27.5	25	21.5		16.5	12.5	9.0	8.0
	GB 3683 1型	1W	最小弯曲半径	90	100	115	130	180	205	240	280	300	420	500	630
			工作压力(Mpa)	21.0	20.0	17.5	16.0	14.0	10.5	9.0	8.0	7.0	4.4	3.5	2.6
	GB 3683 2型	2W	最小弯曲半径	90	100	115	130	180	205	240	280	300	420	500	630
			工作压力(Mpa)	35.0	35.0	32.0	28.0	25.0	20.0	16.0	14.0	14.0	11.0	9.0	8.0
钢丝缠绕软管 Steel Wire Spiral Hose	SAE 100 R12	R12	最小弯曲半径				127	178	203	241		305	419	508	635
			工作压力(Mpa)				27.6	27.6	27.6	27.6		27.6	20.7	17.2	17.2
	DIN 20023-4SP	4SP	最小弯曲半径		150		180	230	250	300		340	460	560	660
			工作压力(Mpa)		50.0		46.0	42.5	40.0	38.0		32.0	21.0	18.5	17.5
	DIN 20023-4SH	4SH	最小弯曲半径						250	280		340	460	560	700
			工作压力(Mpa)						45.0	42.0		38.5	35.0	30.0	25.0
	GB10544 3型	4SC	最小弯曲半径	100	125	140	150	205	235	280		360	460	560	710
			工作压力(Mpa)	69.0	60.5	56.0	51.5	43.0	38.0	34.5		27.5	20.5	17.0	17.0
	GB10544 4型	4SE	最小弯曲半径					200		280		340	460	560	700
			工作压力(Mpa)					55.0		42.0		38.0	32.5	29.0	25.0

软管总成系列 HYDRAULIC HOSE ASSEMBLY Sannke®

软管与接头芯、套筒配用表
HOSE AND SUITABLE FITTINGS,FERRULE

软管简号	通径 I.D	5	6	8	10	13	16	19	22	25	32	38	51
	标号 DASH	-03	-04	-05	-06	-08	-10	-12	-14	-16	-20	-24	-32
1T	配用套筒	S00110-03A	S00110-04A	S00110-05A	S00110-06A	S00110-08A	S00110-10A	S00110-12A		S00110-16A	S00110-20	S00110-24	S00110-32
1SN	配用接头芯	XXXX1-											
2T 2SN	配用套筒	S03310-03A	S03310-04A	S03310-05A	S03310-06A	S03310-08A	S03310-10A	S03310-12A		S03310-16A	S03310-20	S03310-24	S03310-32
	配用接头芯	XXXX1-											
1W	配用套筒	S00100-03	S00100-04	S00100-05	S00100-06	S00100-08	S00100-10	S00100-12	S00100-14	S00100-16	S00100-20	S00100-24	S00100-32
	配用接头芯	XXXX1-											
2W	配用套筒	S00200-03	S00200-04	S00200-05	S00200-06	S00200-08	S00200-10	S00200-12	S00200-14	S00200-16	S00200-20	S00200-24	S00200-32
	配用接头芯	XXXX1-											
R12	配用套筒		S00400-04		S00400-06	S00400-08	S00400-10	S00400-12		S00400-16	S01400-20	S014100-24	S01400-32
	配用接头芯	XXXX2-											
4SP	配用套筒		S00400-04		S00400-06	S00400-08	S00400-10	S00400-12		S00400-16	S00400-20	S00400-24	S00400-32
	配用接头芯	XXXX2-											
4SH	配用套筒						S00400-10	S00400-12		S00400-16	S00401-20	S00401-24	S00401-32
	配用接头芯	XXXX2-											
4SC	配用套筒		S01401-04		S01401-06	S01401-08		S01401-12		S01401-16	S00400-20	S00400-24	S00400-32
	配用接头芯	XXXX2-											
4SE	配用套筒					S01400-08		S01400-12		S01400-16	S01400-20	S01400-20	S01400-32
	配用接头芯	XXXX2-											

总成 B

软管实际工作压力与寿命关系图
HOSE ACTIVE WORKING PRESUURE –WORKING LIFE

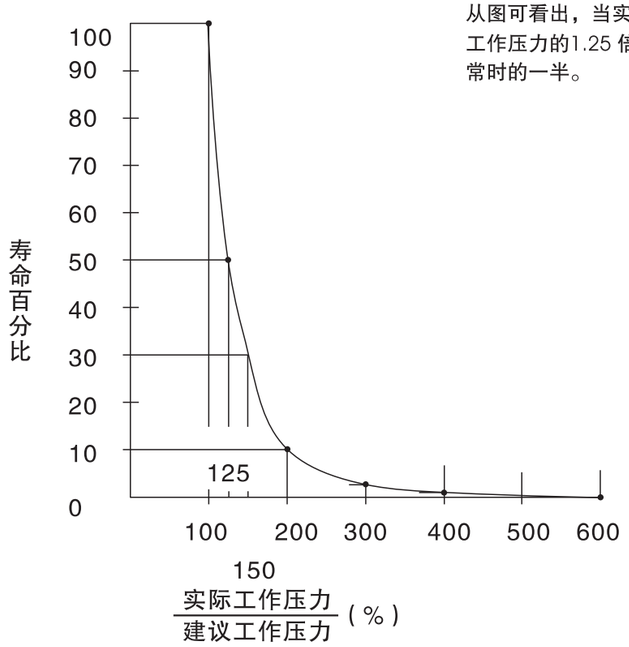

从图可看出，当实际工作压力为建议工作压力的1.25 倍时，其寿命仅为正常时的一半。

贮 存 要 求
Storage requirements

软管总成的贮存要求

- 只要有可能，贮存温度应当在0~35° C 之间，贮存期间产品的温度最高不得超过50° C。
- 贮存区不得停放能产生臭氧的装置。如汞蒸气灯、高电压电气装置、电动机或其他能产生电火花或放电的装置。
- 不能与腐蚀性产品放在一起或暴露在这些产品的挥发气体中。
- 应远离热源和能产生电场和磁场的设备。
- 应避免阳光或强烈人造光源直射。
- 应避免与尖锐的物体或地面接触。
- 应平放，堆叠不能很高。
- 应保证不受啮齿类动物的侵害。
- 贮存时遵守先进先出的原则。

软管总成系列 HYDRAULIC HOSE ASSEMBLY Sannke®

一层钢丝编织软管 One Steel Wire Braid Hose(SAE 100R1AT)

内衬层 Inner Tube：耐油合成橡胶 Oil Resistant Synthetic Rubber
增强层Reinforcement：1层钢丝编织增强层 One Steel Wire Braid Reinforcement
外覆层 Cover：耐油耐恶劣天气合成橡胶 Oil And Weather Resistant Synthetic
温度范围 Temperature Range：–40℃～+100℃
可用接头芯 Insert：xxxx1–xx–xx系列 xxxx1–xx–xx Series

软管代号	公称内径	软管尺寸		软管内径	软管外径	最大工作压力	最小爆破压力	最小弯曲半径	配用套筒
HOSE	DN	HOSE SIZE		HOSE I.D.	HOSE O.D.	MAX W.P.	MIN.BURST PRESSURE	MIN.BEND.RADIUS	FERRULE
PART NO.	mm	DASH	Inch	mm	mm	MPa	MPa	mm	
1T04	6	–04	1/4"	6.4	13.4	19.2	76.8	102	S00110–04A
1T05	8	–05	5/16"	7.9	15.0	17.5	70	114	S00110–05A
1T06	10	–06	3/8"	9.5	17.4	15.7	62.8	127	S00110–06A
1T08	13	–08	1/2"	12.7	20.6	14	56	178	S00110–08A
1T10	16	–10	5/8"	15.9	23.7	10.5	42	203	S00110–10A
1T12	19	–12	3/4"	19	27.7	8.7	8	241	S00110–12A
1T16	25	–16	1"	25.4	35.6	7	28	305	S00110–16A
1T20	32	–20	1.1/4"	31.8	43.5	4.3	17.2	419	S00110–20A
1T24	38	–24	1.1/2"	38.1	50.6	3.5	14	508	S00110–24A
1T32	51	–32	2"	50.8	64.1	2.6	10.3	635	S00110–32A

一层钢丝编织软管 One Steel Wire Braid Hose (EN 853 1SN)

内衬层 Inner Tube：耐油合成橡胶 Oil Resistant Synthetic Rubber
增强层Reinforcement：1层钢丝编织增强层 One Steel Wire Braid Reinforcement
外覆层 Cover：耐油耐恶劣天气合成橡胶 Oil And Weather Resistant Synthetic
温度范围 Temperature Range：–40℃～+100℃
可用接头芯 Insert：xxxx1–xx–xx系列 xxxx1–xx–xx Series

软管代号	公称内径	软管尺寸		软管内径	软管外径	最大工作压力	最小爆破压力	最小弯曲半径	配用套筒
HOSE	DN	HOSE SIZE		HOSE I.D.	HOSE O.D.	MAX W.P.	MIN.BURST PRESSURE	MIN.BEND.RADIUS	FERRULE
PART NO.	mm	DASH	Inch	mm	mm	MPa	MPa	mm	
1SN04	6	–04	1/4"	6.4	13.4	22.5	90.0	100	S00110–04A
1SN05	8	–05	5/16"	7.9	15.0	21.5	85.0	115	S00110–05A
1SN06	10	–06	3/8"	9.5	17.4	18.0	72.0	130	S00110–06A
1SN08	13	–08	1/2"	12.7	20.6	16.0	64.0	180	S00110–08A
1SN10	16	–10	5/8"	15.9	23.7	13.0	52.0	200	S00110–10A
1SN12	19	–12	3/4"	19	27.7	10.5	42.0	240	S00110–12A
1SN16	25	–16	1"	25.4	35.6	8.8	35.0	300	S00110–16A
1SN20	32	–20	1.1/4"	31.8	43.5	6.3	25.0	420	S00110–20A
1SN24	38	–24	1.1/2"	38.1	50.6	5.0	20.0	500	S00110–24A
1SN32	51	–32	2"	50.8	64.1	4.0	16.0	630	S00110–32A

B

二层钢丝编织软管 Two Steel Wire Braid Hose (SAE 100R2AT)

内衬层 Inner Tube：耐油合成橡胶 Oil Resistant Synthetic Rubber
增强层Reinforcement：2层钢丝编织增强层Two Steel Wire Braid Reinforcement
外覆层 Cover：耐油耐恶劣天气合成橡胶 Oil And Weather Resistant Synthetic
温度范围 Temperature Range：-40℃～+100℃
可用接头芯 Insert：xxxx1-xx-xx系列 xxxx1-xx-xx Series

软管代号	公称内径	软管尺寸		软管内径	软管外径	最大工作压力	最小爆破压力	最小弯曲半径	配用套筒
HOSE	DN	HOSE SIZE		HOSE I.D.	HOSE O.D.	MAX W.P.	MIN.BURST PRESSURE	MIN.BEND.RADIUS	FERRULE
PART NO.	mm	DASH	Inch	mm	mm	MPa	MPa	mm	
2T04	6	-04	1/4"	6.4	15.0	34.5	137.9	102	S03310-04
2T05	8	-05	5/16"	7.9	16.7	29.3	117.2	114	S03310-05
2T06	10	-06	3/8"	9.5	19.1	27.6	110.3	127	S03310-06
2T08	13	-08	1/2"	12.7	22.2	24.1	96.5	178	S03310-08
2T10	16	-10	5/8"	15.9	25.4	19.0	75.8	203	S03310-10
2T12	19	-12	3/4"	19	29.3	15.1	62.0	241	S03310-12
2T16	25	-16	1"	25.4	38.1	13.8	55.2	305	S03310-16
2T20	32	-20	1.1/4"	31.8	48.3	11.2	44.8	419	S03310-20
2T24	38	-24	1.1/2"	38.1	54.6	8.6	34.5	508	S03310-24
2T32	51	-32	2"	50.8	67.4	7.8	31.0	635	S03310-32

软管

二层钢丝编织软管 Two Steel Wire Braid Hose (EN 853 2SN)

内衬层 Inner Tube：耐油合成橡胶 Oil Resistant Synthetic Rubber
增强层Reinforcement：2层钢丝编织增强层Two Steel Wire Braid Reinforcement
外覆层 Cover：耐油耐恶劣天气合成橡胶 Oil And Weather Resistant Synthetic
温度范围 Temperature Range：-40℃～+100℃
可用接头芯 Insert：xxxx1-xx-xx系列 xxxx1-xx-xx Series

软管代号	公称内径	软管尺寸		软管内径	软管外径	最大工作压力	最小爆破压力	最小弯曲半径	配用套筒
HOSE	DN	HOSE SIZE		HOSE I.D.	HOSE O.D.	MAX W.P.	MIN.BURST PRESSURE	MIN.BEND.RADIUS	FERRULE
PART NO.	mm	DASH	Inch	mm	mm	MPa	MPa	mm	
2SN04	6	-04	1/4"	6.4	15.0	40.0	160.0	100	S03310-04
2SN05	8	-05	5/16"	7.9	16.7	35.0	140.0	115	S03310-05
2SN06	10	-06	3/8"	9.5	19.1	33.0	132.0	130	S03310-06
2SN08	13	-08	1/2"	12.7	22.2	27.5	110.0	180	S03310-08
2SN10	16	-10	5/8"	15.9	25.4	25.0	100.0	200	S03310-10
2SN12	19	-12	3/4"	19	29.3	21.5	85.0	240	S03310-12
2SN16	25	-16	1"	25.4	38.1	16.5	65.0	300	S03310-16
2SN20	32	-20	1.1/4"	31.8	48.3	12.5	50.0	420	S03310-20
2SN24	38	-24	1.1/2"	38.1	54.6	9.0	36.0	500	S03310-24
2SN32	51	-32	2"	50.8	67.4	8.0	32.0	630	S03310-32

软管总成系列 HYDRAULIC HOSE ASSEMBLY Sannke®

B

钢丝缠绕软管 Four Steel Wire Spiral Hose（GB/T10544 R12-SAE 100 R12-EN 856 R12）

内衬层 Inner Tube：耐油合成橡胶 Oil Resistant Synthetic Rubber
增强层Reinforcement：4层钢丝缠绕增强层Four Steel Wire spirals Reinforcement
外覆层 Cover：耐油耐恶劣天气合成橡胶 Oil And Weather Resistant Synthetic
温度范围 Temperature Range：-40℃～+121℃
可用接头芯 Insert：xxxx2-xx-xx系列 xxxx2-xx-xx Series

软管代号	公称内径	软管尺寸		软管内径	软管外径	最大工作压力	最小爆破压力	最小弯曲半径	配用套筒
HOSE	DN	HOSE SIZE		HOSE I.D.	HOSE O.D.	MAX W.P.	MIN.BURST PRESSURE	MIN.BEND.RADIUS	FERRULE
PART NO.	mm	DASH	Inch	mm	mm	MPa	MPa	mm	
R1206	10	-06	3/8"	9.5	20.3	28.0	112.0	127	S00400-06
R1208	13	-08	1/2"	12.7	23.8	28.0	112.0	178	S00400-08
R1210	16	-10	5/8"	15.9	27.4	28.0	112.0	203	S00400-10
R1212	19	-12	3/4"	19	30.7	28.0	112.0	241	S00400-12
R1216	25	-16	1"	25.4	38.0	28.0	112.0	305	S00400-16
R1220	32	-20	1.1/4"	31.8	47.0	21	84.0	419	S01400-20
R1224	38	-24	1.1/2"	38.1	53.5	17.5	70.0	508	S01400-24
R1232	51	-32	2"	50.8	66.7	17.5	70.0	635	S00401-32

软管

钢丝缠绕软管 Four Steel Wire Spiral Hose （GB/T10544 4SP-EN 856 4SP）

内衬层 Inner Tube：耐油合成橡胶 Oil Resistant Synthetic Rubber
增强层Reinforcement：4层钢丝缠绕增强层Four Steel Wire Spirals Reinforcement
外覆层 Cover：耐油耐恶劣天气合成橡胶 Oil And Weather Resistant Synthetic
温度范围 Temperature Range：-40℃～+100℃
可用接头芯 Insert：xxxx2-xx-xx系列 xxxx2-xx-xx Series



软管代号	公称内径	软管尺寸		软管内径	软管外径	最大工作压力	最小爆破压力	最小弯曲半径	配用套筒
HOSE	DN	HOSE SIZE		HOSE I.D.	HOSE O.D.	MAX W.P.	MIN.BURST PRESSURE	MIN.BEND.RADIUS	FERRULE
PART NO.	mm	DASH	Inch	mm	mm	MPa	MPa	mm	
4SP04	6	-04	1/4"	6.4	17.9	45.0	180.0	150	S00400-04
4SP06	10	-06	3/8"	9.5	21.4	44.5	178.0	180	S00400-06
4SP08	13	-08	1/2"	12.7	24.6	41.5	166.0	230	S00400-08
4SP10	16	-10	5/8"	15.9	28.2	35.0	140.0	250	S00400-10
4SP12	19	-12	3/4"	19	32.2	35.0	140.0	300	S00400-12
4SP16	25	-16	1"	25.4	39.7	28.0	112.0	340	S00400-16
4SP20	32	-20	1.1/4"	31.8	50.8	21.0	84.0	460	S00400-20
4SP24	38	-24	1.1/2"	38.1	57.2	18.5	74.0	560	S00400-24
4SP32	51	-32	2"	50.8	69.8	16.5	66.0	660	S00400-32

B

钢丝缠绕软管 Four Steel Wire Spiral Hose （GB/T10544 4SH–EN 856 4SH）

内衬层 Inner Tube：耐油合成橡胶 Oil Resistant Synthetic Rubber
增强层Reinforcement：4层高强度钢丝缠绕增强层Four High Tensile Steel Spirals Reinforcement
外覆层 Cover：耐油耐恶劣天气合成橡胶 Oil And Weather Resistant Synthetic
温度范围 Temperature Range：–40℃～+100℃
可用接头芯 Insert：xxxx2–xx–xx系列 xxxx2–xx–xx Series

软管代号	公称内径	软管尺寸		软管内径	软管外径	最大工作压力	最小爆破压力	最小弯曲半径	配用套筒
HOSE	DN	HOSE SIZE		HOSE I.D.	HOSE O.D.	MAX W.P.	MIN.BURST PRESSURE	MIN.BEND.RADIUS	FERRULE
PART NO.	mm	DASH	Inch	mm	mm	MPa	MPa	mm	
4SH12	19	–12	3/4"	19	32.2	42.0	168.0	280	S00400–12
4SH16	25	–16	1"	25.4	38.7	38.0	152.0	340	S00400–16
4SH20	32	–20	1.1/4"	31.8	45.5	32.5	130.0	460	S00401–20
4SH24	38	–24	1.1/2"	38.1	53.5	29.0	116.0	560	S00401–24
4SH32	51	–32	2"	50.8	68.1	25.0	100.0	700	S00401–32

软管

钢丝缠绕软管 Multiple Steel Wire Spiral Hose （GB/T10544 R13–SAE 100 R13–EN 856 R13）

内衬层 Inner Tube：耐油合成橡胶 Oil Resistant Synthetic Rubber
增强层Reinforcement：多层高强度钢丝缠绕增强层Multiple High Tensile Steel Spirals Reinforcement
外覆层 Cover：耐油耐恶劣天气合成橡胶 Oil And Weather Resistant Synthetic
温度范围 Temperature Range：–40℃～+121℃
可用接头芯 Insert：xxxx3–xx–xx系列 xxxx3–xx–xx Series;



软管代号	公称内径	软管尺寸		软管内径	软管外径	最大工作压力	最小爆破压力	最小弯曲半径	配用套筒
HOSE	DN	HOSE SIZE		HOSE I.D.	HOSE O.D.	MAX W.P.	MIN.BURST PRESSURE	MIN.BEND.RADIUS	FERRULE
PART NO.	mm	DASH	Inch	mm	mm	MPa	MPa	mm	
R1312	19	–12	3/4"	19	32.1	34.5	137.9	241	S00621–12
R1316	25	–16	1"	25.4	38.7	34.5	137.9	305	S00621–16
R1320	32	–20	1.1/4"	31.8	49.8	34.5	137.9	419	S00621–20
R1324	38	–24	1.1/2"	38.1	57.3	34.5	137.9	508	S00621–24
R1332	51	–32	2"	50.8	71.8	34.5	137.9	635	S00621–32

软管总成系列 HYDRAULIC HOSE ASSEMBLY Sannke®

B

钢丝缠绕软管 Multiple Steel Wire Spiral Hose（GB/T10544 R15-SAE 100 R15-EN 856 R15）

内衬层 Inner Tube ：耐油合成橡胶 Oil Resistant Synthetic Rubber
增强层Reinforcement：多层高强度钢丝缠绕增强层 Multiple High Tensile Steel Spirals Reinforcement
外覆层 Cover：耐油耐恶劣天气合成橡胶 Oil And Weather Resistant Synthetic
温度范围Temperature Range ：-40℃～+100 ℃
可用接头芯 Insert ： xxxx3-xx-xx系列 xxxx3-xx-xx Series

软管代号	公称内径	软管尺寸		软管内径	软管外径	最大工作压力	最小爆破压力	最小弯曲半径	配用套筒
HOSE	DN	HOSE SIZE		HOSE I.D.	HOSE O.D.	MAX W.P.	MIN.BURST PRESSURE	MIN.BEND.RADIUS	FERRULE
PART NO.	mm	DASH	Inch	mm	mm	MPa	MPa	mm	
R1512	19	-12	3/4"	19	31.6	42.0	168.0	280	S00621-12
R1516	25	-16	1"	25.4	38.6	42.0	168.0	300	S00621-16
R1520	32	-20	1.1/4"	31.8	49.6	42.0	168.0	400	S00621-20
R1524	38	-24	1.1/2"	38.1	56.5	42.0	168.0	500	S00621-24

软管

树脂软管 Two Polyester Braid Hose （SAE 100R7-EN855 R7）

内衬层 Inner Tube ：热塑性塑料聚脂 Thermoplastic Polyester
增强层 Reinforcement：2层高强度聚酯编织增强层 Two High Tenacity Polyester BraidS Reinforcement
外覆层 Cover：
耐油耐恶劣天气耐摩擦耐臭氧聚氨酯
Oil，Fuel，Weather，Ozone And Abrasion Resistant Thermoplastic Polyurethane
温度范围 Temperature Range ：-40℃～+93 ℃
可用接头芯Insert ：xxxx1S-xx-xx系列 xxxx1S-xx-xxSeries

软管代号	公称内径	软管尺寸		软管内径	软管外径	最大工作压力	最小爆破压力	最小弯曲半径	配用套筒
HOSE	DN	HOSE SIZE		HOSE I.D.	HOSE O.D.	MAX W.P.	MIN.BURST PRESSURE	MIN.BEND.RADIUS	FERRULE
PART NO.	mm	DASH	Inch	mm	mm	MPa	MPa	mm	
R703	5	-03	3/16"	4.8	9.5	20.7	82.7	40	S00018-03
R704	6	-04	1/4"	6.4	11.9	19.0	75.8	50	S00018-04
R705	8	-05	5/16"	7.9	14.3	17.2	68.9	60	S00018-05
R706	10	-06	3/8"	9.5	16.5	15.5	62.0	75	S00018-06
R708	13	-08	1/2"	12.7	20.4	13.8	55.2	95	S00018-08

Sannke®

C

套筒
Ferrule

S00018

SAE 100 R7/R8软管套筒
FERRULE FOR SAE1000R7/R8 HOSE

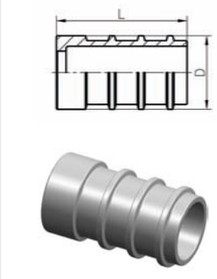

代号 PART NO.	软管 HOSE BORE		尺寸 DIMENSIONS	
	公称内径 DN	标号 DASH	L	D
S00018–02	4	02	25	13.5
S00018–03	5	03	27	15
S00018–04	6	04	30	18
S00018–04A	6	04	29	14
S00018–05	8	05	30	18.8
S00018–06	10	06	34	21
S00018–08	13	08	34	25.5
S00018–08A	13	08	34	27.2
S00018–10	16	10	37	31.5
S00018–10A	16	10	37	28.6
S00018–12	19	12	43	33

C

S00100

GB 3863 1型、DIN 20022 1ST、SAE 100R1A软管套筒
For GB 3863 1 TYPE、DIN 20022 1ST、SAE 100R1A HOSE FERRULE

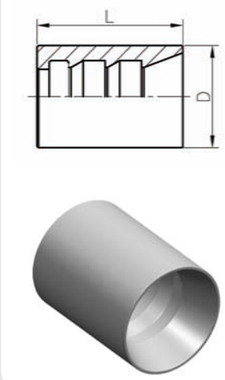

代号 PART NO.	软管 HOSE BORE		尺寸 DIMENSIONS	
	公称内径 DN	标号 DASH	L	D
S00100-04	6	04	30	20
S00100-05	8	05	31	21
S00100-06	10	06	32	23
S00100-08	13	08	34	28.5
S00100-10	16	10	37	32
S00100-12	19	12	42	35
S00100-16	25	16	50	43
S00100-20	32	20	59	50. 5
S00100-24	38	24	72	57
S00100-32	51	32	74	70

套筒

C

S00200

GB 3863 2型、DIN 20022 2ST、SAE 100R2A软管套筒
For GB 3863 2 TYPE、DIN 20022 2ST、SAE 100R2A HOSE FERRULE

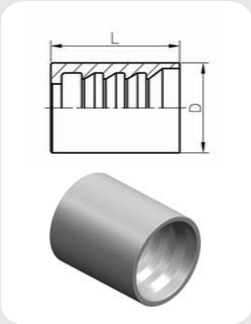

代号 PART NO.	软管 HOSE BORE		尺寸 DIMENSIONS	
	公称内径 DN	标号 DASH	L	D
S00200–04	6	04	30	21
S00200–05	8	05	31	22.5
S00200–06	10	06	32	24
S00200–08	13	08	34	28.7
S00200–10	16	10	37	31.5
S00200–12	19	12	43	36
S00200–16	25	16	50	44
S00200–20	32	20	59	54.5
S00200–24	38	24	74	62
S00200–32	51	32	78	75

S00110–A

改进型 SAE 100R1AT/DIN20022 1SN软管套筒
FERRULE FOR SAE 100R1AT/DIN20022 1SN HOSE

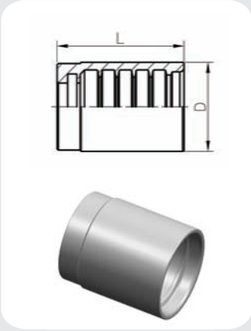

代号 PART NO.	软管 HOSE BORE		尺寸 DIMENSIONS	
	公称内径 DN	标号 DASH	L	D
S00110–04A	6	04	30	21
S00110–05A	8	05	31	21.8
S00110–06A	10	06	32	24.3
S00110–08A	13	08	34	28.4
S00110–10A	16	10	37	31
S00110–12A	19	12	43	35.5
S00110–16A	25	16	50	44
S00110–20A	32	20	59	53
S00110–24A	38	24	74	59.3
S00110–32A	51	32	77	73.5

S00110

SAE 100R1AT/DIN20022 1SN软管套筒
FERRULE FOR SAE 100R1AT/DIN20022 1SN HOSE

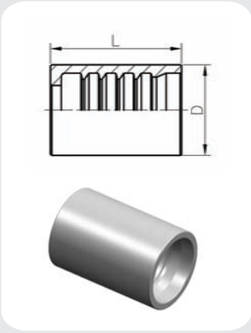

代号 PART NO.	软管 HOSE BORE		尺寸 DIMENSIONS	
	公称内径 DN	标号 DASH	L	D
S00110–04	6	04	30	20.6
S00110–05	8	05	31	20.8
S00110–06	10	06	32	23.3
S00110–08	13	08	34	27
S00110–10	16	10	37	30
S00110–12	19	12	43	34
S00110–16	25	16	50	42.6
S00110–20	32	20	59	52
S00110–24	38	24	74	58
S00110–32	51	32	78	72

套筒

C

S00210

GB 3863 2型、DIN 20022 2SN、SAE 100R2AT软管套筒
For GB 3863 2 TYPE、DIN 20022 2SN、SAE 100R2AT HOSE FERRULE

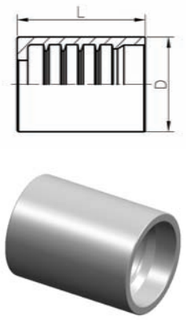

代号 PART NO.	软管 HOSE BORE		尺寸 DIMENSIONS	
	公称内径 DN	标号 DASH	D	L
S00210–04	6	04	22.3	30
S00210–05	8	05	23	31
S00210–06	10	06	25	32
S00210–08	13	08	28.7	34
S00210–10	16	10	31.5	37
S00210–12	19	12	35.5	43
S00210–16	25	16	45	50
S00210–20	32	20	55	59
S00210–24	38	24	62.5	74
S00210–32	51	32	75.5	78

注:不推荐用于工程机械类。 Don't recommend for engineering machineries

S03310

SAE 100R1AT/R2AT、DIN 20022 1SN/2SN软管套筒
FERRULE FOR SAE R1AT/R2AT、DIN 20022 2SN HOSE



代号 PART NO.	软管 HOSE BORE		尺寸 DIMENSIONS	
	公称内径 DN	标号 DASH	D	L
S03310–04	6	04	23.2	30
S03310–05	8	05	24	30
S03310–06	10	06	26.3	32
S03310–08	13	08	29.9	34
S03310–10	16	10	33.2	36
S03310–12	19	12	37.8	42
S03310–16	25	16	46.9	50
S03310–20	32	20	59	59
S03310–24	38	24	67	72
S03310–32	51	32	80	75

套筒

套筒 FERRULE Sannke®

S01100

国产一层钢丝编织软管套筒

FERRULE FOR CHINA STANDARD 1-STEEL WIRE BRAID HOSE

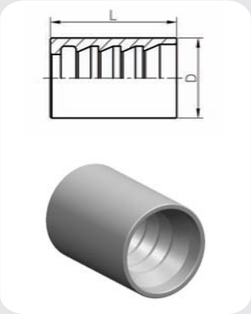

代号 PART NO.	软管 HOSE BORE		尺寸 DIMENSIONS	
	公称内径 DN	标号 DASH	L	D
S01100-04	6	04	30	19
S01100-05	8	05	32	21
S01100-06	10	06	32	23
S01100-08	13	08	34	28
S01100-10	16	10	37	31
S01100-12	19	12	43	34
S01100-16	25	16	50	41
S01100-20	32	20	59	49
S01100-24	38	24	74	55

S01200

国产两层钢丝编织软管套筒

FERRULE FOR CHINA STANDARD 2-STEEL WIRE BRAID HOSE

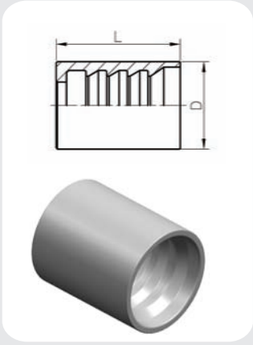

代号 PART NO.	软管 HOSE BORE		尺寸 DIMENSIONS	
	公称内径 DN	标号 DASH	L	D
S01200-04	6	04	30	21
S01200-05	8	05	31	23
S01200-06	10	06	32	25
S01200-08	13	08	34	31
S01200-10	16	10	39	34
S01200-12	19	12	43	37
S01200-16	25	16	50	43
S01200-20	32	20	59	51
S01200-24	38	24	74	57

S01300

国产三层钢丝编织软管套筒

FERRULE FOR CHINA STANDARD 3-STEEL WIRE BRAID HOSE

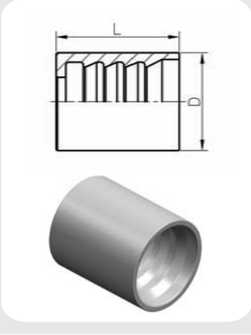

代号 PART NO.	软管 HOSE BORE		尺寸 DIMENSIONS	
	公称内径 DN	标号 DASH	L	D
S01300-05	8	05	32	25.5
S01300-08	13	08	34	33
S01300-10	16	10	39	36
S01300-12	19	12	43	39
S01300-16	25	16	50	45
S01300-20	32	20	59	53
S01300-24	38	24	74	59
S01300-32	51	32	78	72

S01400

SAE 100 R12/20-24，GB 10544 5型软管套筒

FERRULE FOR SAE 100 R12/20-24，GB 10544 5TYPE HOSE

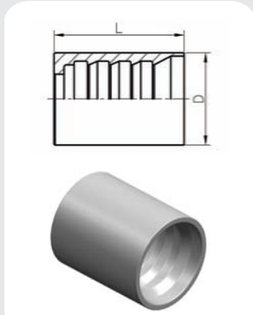

代号 PART NO.	软管 HOSE BORE		尺寸 DIMENSIONS	
	公称内径 DN	标号 DASH	L	D
S01400-06	10	06	39	27.5
S01400-08	13	08	41	31.5
S01400-10	16	10	43	34
S01400-12	19	12	51	39
S01400-16	25	16	61.5	46.5
S01400-20	32	20	67.5	55.5
S01400-24	38	24	75	63.5
S01400-32	51	32	79	78

S00400

SAE 100 R12/06-16，GB 10544 3型/20-32，DIN 20023-4SP，4SH/10-16软管套筒

FERRULE For SAE 100 R12/06-16，GB 10544 3TYPE/20-32，DIN 20023-4SP，4SH/10-16 HOSE

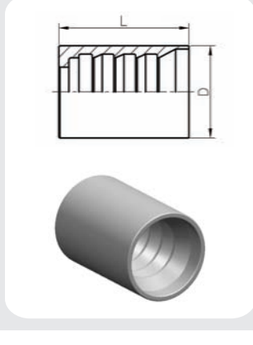

代号 PART NO.	软管 HOSE BORE		尺寸 DIMENSIONS	
	公称内径 DN	标号 DASH	L	D
S00400-04	6	04	37.5	22
S00400-06	10	06	39	25.5
S00400-08	13	08	41	29
S00400-10	16	10	43	34
S00400-12	19	12	51	37
S00400-16	25	16	61.5	46.5
S00400-20	32	20	67.5	57
S00400-24	38	24	75	65
S00400-32	51	32	79	79

S00401

DIN 20023-4SH 软管套筒

FERRULE FOR DIN 20023-4SH HOSE

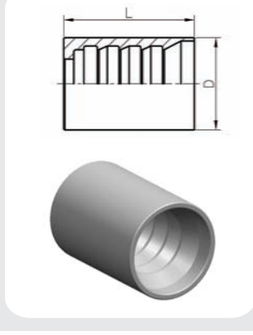

代号 PART NO.	软管 HOSE BORE		尺寸 DIMENSIONS	
	公称内径 DN	标号 DASH	L	D
S00401-20	32	20	67.5	53
S00401-24	38	24	75	61
S00401-32	51	32	79	77

25/三柯流体连接件

Sannke®

C

S00621

SAE 100 R13/R15、4SH/12–16 软管剥内外胶套筒
INTERLOCK FERRULE FOR SAE 100R13/R15、4SH/12–16 HOSE

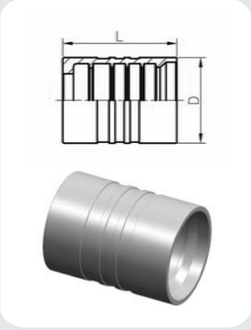

代号 PART NO.	软管 HOSE BORE		尺寸 DIMENSIONS	
	公称内径 DN	标号 DASH	L	D
S00621–12	19	12	53	39.5
S00621–16	25	15	66	48.5
S00621–20	32	20	88	59
S00621–24	38	24	102	69.3
S00621–32	51	32	106	84.45

D

扫描获取三柯名片

软管接头
Hydraulic Hose Fitting

S10411-RW

公制外螺纹24° 内锥面轻系列

METRIC MALE 24° CONE SEAT L.T.ISO 84341-1-DIN3861

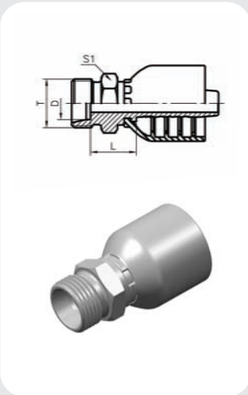

代号 PART NO.	螺纹 T THREAD T	软管 HOSE BORE 公称内径DN	标号 DASH	管子外径 TUBE O.D	尺寸 DIMENSIONS L	D		S1
S10411-12-04RW	M12X1.5	6	04	6	13.5	6		14
S10411-14-04RW	M14X1.5	6	04	8	13.5	8		17
S10411-14-05RW	M14X1.5	8	05	8	14.5	8		17
S10411-16-04RW	M16X1.5	6	04	10	16.5	10		17
S10411-16-05RW	M16X1.5	8	05	10	16.5	10		17
S10411-16-06RW	M16X1.5	10	06	10	16.5	10		17
S10411-18-05RW	M18X1.5	8	05	12	16.5	12		19
S10411-18-06RW	M18X1.5	10	06	12	16.5	12		19
S10411-22-06RW	M22X1.5	10	06	15	17.5	15		24
S10411-22-08RW	M22X1.5	13	08	15	18	15		24
S10411-26-08RW	M26X1.5	13	08	18	19	18		27
S10411-26-10RW	M26X1.5	16	10	18	19.5	18		27
S10411-30-10RW	M30X2	16	10	22	22.5	22		32
S10411-30-12RW	M30X2	19	12	22	22.5	22		32
S10411-36-16RW	M36X2	25	16	28	25.5	28		41
S10411-45-20RW	M45X2	32	20	35	27.5	35		46
S10411-52-24RW	M52X2	38	24	42	27.5	42		55

注：1、表中代号用于编织软管。 2、如需用于缠绕软管代号改为S10412-XX-XXRW
Note:1.For use with braided hoses. 2.If use with spiral hoses,hose fitting series number is S10412-XX-XXRW.

S20411-TRW

公制内螺纹24° 锥带O形圈轻系列

METRIC FEMALE 24° CONE O-RING L.T. ISO 12151-2—DIN 3865

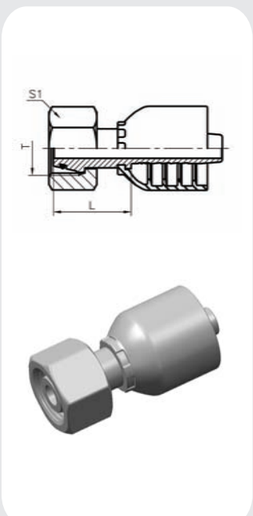

代号 PART NO.	螺纹T THREAD T	软管 HOSE BORE 公称内径DN	标号 DASH	管子直径 TUBE O.E.	尺寸 DIMENSIONS L			S1
S20411-12-04RW	M12X1.5	6	04	6	26			17
S20411-14-04TRW	M14X1.5	6	04	8	23.5			17
S20411-16-04TRW	M16X1.5	6	04	10	20.5			19
S20411-16-05TRW	M16X1.5	8	05	10	25.5			19
S20411-18-05TRW	M18X1.5	8	05	12	23.5			22
S20411-18-06TRW	M18X1.5	10	06	12	26.5			22
S20411-22-08TRW	M22X1.5	13	08	15	28.5			27
S20411-26-08TRW	M26X1.5	13	08	18	30			32
S20411-26-10TRW	M26X1.5	16	10	18	32			32
S20411-30-10TRW	M30X2	16	10	22	32.5			36
S20411-30-12TRW	M30X2	19	12	22	33.5			36
S20411-36-12TRW	M36X2	19	12	28	35			41
S20411-36-16TRW	M36X2	25	16	28	36			41
S20411-45-16TRW	M45X2	25	16	35	34			50
S20411-45-20TRW	M45X2	32	20	35	35			50
S20411-52-20TRW	M52X2	32	20	42	38			60
S20411-52-24TRW	M52X2	38	24	42	38			60

注：1、表中代号用于编织软管。 2、如需用于缠绕软管代号改为S20412-XX-XXTRW Note:1.For use with braided hoses. 2.If use with spiral hoses,hose fitting series number is S20412-XX-XXTRW.

D

一体式

软管接头系列 HOSE FITTING 一体式 One Piece Fitting Sannke®

S20441-TRW

45°弯公制内螺纹24° 锥带O形圈轻系列

45° METRIC FEMALE 24° CONE O-RING L.T. ISO 12151-2—DIN 3865

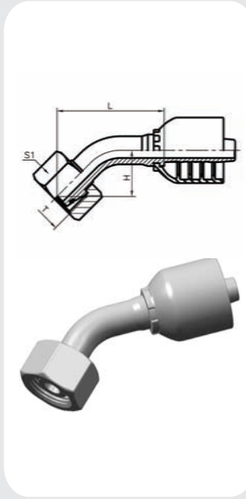

代号 PART NO.	螺纹T THREAD T	软管 HOSE BORE 公称内径DN	标号 DASH	管子直径 TUBE O.E.	尺寸 DIMENSIONS L	H		S1
S20441-14-04TRW	M14X1.5	6	04	8	39	17		17
S20441-16-04TRW	M16X1.5	6	04	10	39	19		19
S20441-16-05TRW	M16X1.5	8	05	10	45	21.5		19
S20441-18-05TRW	M18X1.5	8	05	12	46	22		22
S20441-18-06TRW	M18X1.5	10	06	12	48	22.2		22
S20441-22-08TRW	M22X1.5	13	08	15	57	25		27
S20441-26-08TRW	M26X1.5	13	08	18	60.5	27.9		32
S20441-26-10TRW	M26X1.5	16	10	18	68.5	29		32
S20441-30-10TRW	M30X2	16	10	22	68	28.5		36
S20441-30-12TRW	M30X2	19	12	22	74	31.5		36
S20441-36-12TRW	M36X2	19	12	28	76.5	33.7		41
S20441-36-16TRW	M36X2	25	16	28	88	35		41
S20441-45-16TRW	M45X2	25	16	35	88	35		50
S20441-45-20TRW	M45X2	32	20	35	98	39.1		50
S20441-52-20TRW	M52X2	32	20	42	100	39.1		60
S20441-52-24TRW	M52X2	38	24	42	115	45.3		60

注：1、表中代号用于编织软管。 2、如需用于缠绕软管代号改为S20442-XX-XXTRW Note:1.For use with braided hoses. 2.If use with spiral hoses,hose fitting series number is S20442-XX-XXTRW

S20491-TRW

90°弯公制内螺纹24° 锥带O形圈轻系列

90° METRIC FEMALE 24° CONE O-RING L.T.ISO 12151-2-DIN 3865

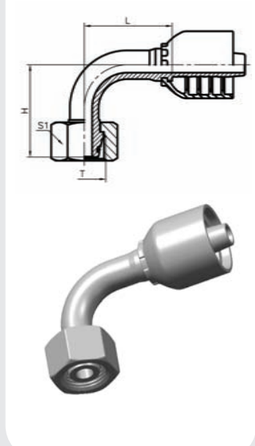

代号 PART NO.	螺纹T THREAD T	软管 HOSE BORE 公称内径DN	标号 DASH	管子直径 TUBE O.E.	尺寸 DIMENSIONS L		H	S1
S20491-14-04TRW	M14X1.5	6	04	8	32		32	17
S20491-16-04TRW	M16X1.5	6	04	10	32		33.5	19
S20491-16-05TRW	M16X1.5	8	05	10	33		39	19
S20491-18-05TRW	M18X1.5	8	05	12	33		40	22
S20491-18-06TRW	M18X1.5	10	06	12	36.5		42	22
S20491-22-08TRW	M22X1.5	13	08	15	43.5		48	27
S20491-26-08TRW	M26X1.5	13	08	18	43.5		52	32
S20491-26-10TRW	M26X1.5	16	10	18	55		56.5	32
S20491-30-10TRW	M30X2	16	10	22	55		56	36
S20491-30-12TRW	M30X2	19	12	22	64		64	36
S20491-36-12TRW	M36X2	19	12	28	64		67	41
S20491-36-16TRW	M36X2	25	16	28	74		74	41
S20491-45-16TRW	M45X2	25	16	35	74		73.5	50
S20491-45-20TRW	M45X2	32	20	35	91.5		86	50
S20491-52-20TRW	M52X2	32	20	42	91.5		87.5	60
S20491-52-24TRW	M52X2	38	24	42	109		101	60

注：1、表中代号用于编织软管。 2、如需用于缠绕软管代号改为S20492-XX-XXTRW Note:1.For use with braided hoses. 2.If use with spiral hoses,hose fitting series number is S20492-XX-XXTRW

D

一体式

S10511-RW

公制外螺纹24° 内锥面重系列

METRIC MALE 24° CONE SEAT H.T. ISO 84341-1-DIN3861

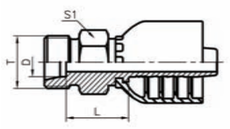

代号 PART NO.	螺纹T THREAD T	软管 HOSE BORE 公称内径DN	软管 HOSE BORE 标号 DASH	管子直径 TUBE O.D.	尺寸 DIMENSIONS L	D	S1
S10511-14-04RW	M14X1.5	6	04	6	24	6	14
S10511-16-04RW	M16X1.5	6	04	8	26.5	8	17
S10511-18-04RW	M18X1.5	6	04	10	26.5	10	19
S10511-18-06RW	M18X1.5	10	06	10	27	10	19
S10511-20-05RW	M20X1.5	8	05	12	28	12	22
S10511-20-06RW	M20X1.5	10	06	12	28	12	22
S10511-22-06RW	M22X1.5	10	06	14	28.5	14	24
S10511-24-08RW	M24X1.5	13	08	16	32	16	27
S10511-30-10RW	M30X2	16	10	20	36	20	32
S10511-30-12RW	M30X2	19	12	20	36	20	32
S10511-36-12RW	M36X2	19	12	25	40	25	41
S10511-36-16RW	M36X2	25	16	25	41	25	41
S10511-42-16RW	M42X2	25	16	30	43	30	46
S10511-52-20RW	M52X2	32	20	38	48	38	55

注：1、表中代号用于编织软管。 2、如需用于缠绕软管代号改为S10512-XX-XXRW Note:1.For use with braided hoses. 2.If use with spiral hoses,hose fitting series number is S10512-XX-XXRW.

S20511-TRW

公制内螺纹24° 锥带O形圈重系列

METRIC FEMALE 24° CONE O-RING H.T. ISO 12151-2-DIN 3865

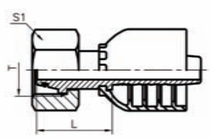

代号 PART NO.	螺纹T THREAD T	软管 HOSE BORE 公称内径DN	软管 HOSE BORE 标号 DASH	管子直径 TUBE O.E.	尺寸 DIMENSIONS L			S1
S20511-16-04TRW	M16X1.5	6	04	8	24			19
S20511-18-04TRW	M18X1.5	6	04	10	25			22
S20511-18-05TRW	M18X1.5	8	05	10	25			22
S20511-18-06TRW	M18X1.5	10	06	10	25			22
S20511-20-05TRW	M20X1.5	8	05	12	25.5			24
S20511-20-06TRW	M20X1.5	10	06	12	25.5			24
S20511-22-06TRW	M22X1.5	10	06	14	25.5			27
S20511-24-08TRW	M24X1.5	13	08	16	30			30
S20511-30-10TRW	M30X2	16	10	20	34			36
S20511-30-12TRW	M30X2	19	12	20	35			36
S20511-36-12TRW	M36X2	19	12	25	32			46
S20511-36-16TRW	M36X2	25	16	25	35.5			46
S20511-42-16TRW	M42X2	25	16	30	36			50
S20511-52-20TRW	M52X2	32	20	38	36			60

注：1、表中代号用于编织软管。 2、如需用于缠绕软管代号改为S20512-XX-XXTRW Note:1.For use with braided hoses. 2.If use with spiral hoses,hose fitting series number is S20512-XX-XXTRW.

D

一体式

软管接头系列 HOSE FITTING 一体式 One Piece Fitting Sannke®

S20541-TRW

45° 弯公制内螺纹24° 锥带O形圈重系列

45° METRIC FEMALE 24° CONE O-RING H.T. ISO 12151-2-DIN 3865

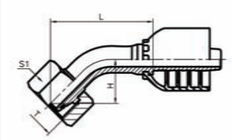

代号 PART NO.	螺纹T THREAD T	软管 HOSE BORE 公称内径DN	软管 HOSE BORE 标号 DASH	管子直径 TUBE O.E.	尺寸 DIMENSIONS L	H		S1
S20541-16-04TRW	M16X1.5	6	04	8	37	20		19
S20541-18-04TRW	M18X1.5	6	04	10	42	18.6		22
S20541-18-05TRW	M18X1.5	8	05	10	47.2	23.2		22
S20541-18-06TRW	M18X1.5	10	06	10	49.2	23.5		22
S20541-20-05TRW	M20X1.5	8	05	12	47.2	23.2		24
S20541-20-06TRW	M20X1.5	10	06	12	50	24		24
S20541-22-06TRW	M22X1.5	10	06	14	49.5	23.5		27
S20541-24-08TRW	M24X1.5	13	08	16	59	26.5		30
S20541-30-10TRW	M30X2	16	10	20	69	29.6		36
S20541-30-12TRW	M30X2	19	12	20	76	33.3		36
S20541-36-12TRW	M36X2	19	12	25	76	33		46
S20541-36-16TRW	M36X2	25	16	25	88	34.3		46
S20541-42-16TRW	M42X2	25	16	30	88	35.1		50
S20541-52-20TRW	M52X2	32	20	38	100	39.4		60

注：1、表中代号用于编织软管。 2、如需用于缠绕软管代号改为S20542-XX-XXTRW Note:1.For use with braided hoses. 2.If use with spiral hoses,hose fitting series number is S20542-XX-XXTRW.

S20591-TRW

90° 弯公制内螺纹24° 锥带O形圈重系列

90° METRIC FEMALE 24° CONE O-RING H.T. ISO 12151-2-DIN 3865

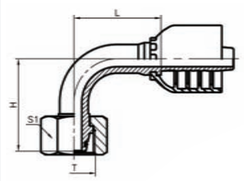

代号 PART NO.	螺纹T THREAD T	软管 HOSE BORE 公称内径DN	软管 HOSE BORE 标号 DASH	管子直径 TUBE O.E.	尺寸 DIMENSIONS L	H		S1
S20591-16-04TRW	M16X1.5	6	04	8	32	32		19
S20591-18-04TRW	M18X1.5	6	04	10	32	36.5		22
S20591-18-05TRW	M18X1.5	8	05	10	33	38		22
S20591-18-06TRW	M18X1.5	10	06	10	36.5	43.5		22
S20591-20-05TRW	M20X1.5	8	05	12	33	42		24
S20591-20-06TRW	M20X1.5	10	06	12	36.5	44		24
S20591-22-06TRW	M22X1.5	10	06	14	36.5	44		27
S20591-24-08TRW	M24X1.5	13	08	16	43.5	50.5		30
S20591-30-10TRW	M30X2	16	10	20	55	57		36
S20591-30-12TRW	M30X2	19	12	20	64	65		36
S20591-36-12TRW	M36X2	19	12	25	64	66		46
S20591-36-16TRW	M36X2	25	16	25	74	73		46
S20591-42-16TRW	M42X2	25	16	30	74	74		50
S20591-52-20TRW	M52X2	32	20	38	91.5	86.5		60

注：1、表中代号用于编织软管。 2、如需用于缠绕软管代号改为S20592-XX-XXTRW。Note:1.For use with braided hoses. 2.If use with spiral hoses,hose fitting series number is S20592-XX-XXTRW.

D

一体式

S12611A-RW

英管外螺纹60° 内锥面或六角端面组合垫密封的双用接头
BSP MALE DOUBLE USE FOR 60° CONE SEAT OR BONDED SEAL

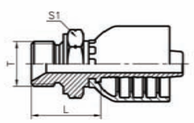

代号 PART NO.	螺纹 T THREAD T	软管 HOSE BORE 公称内径DN	标号 DASH		尺寸 DIMENSIONS L			S1
S12611A-04-04RW	G1/4″X19	6	04		25.5			19
S12611A-06-05RW	G3/8″X19	8	05		27.5			22
S12611A-06-06RW	G3/8″X19	10	06		26			22
S12611A-06-08RW	G3/8″X19	13	08		28			22
S12611A-08-06RW	G1/2″X14	10	06		32			27
S12611A-08-08RW	G1/2″X14	13	08		33			27
S12611A-08-10RW	G1/2″X14	16	10		34			27
S12611A-10-08RW	G5/8″X14	13	08		36			30
S12611A-10-10RW	G5/8″X14	16	10		37			30
S12611A-12-08RW	G3/4″X14	13	08		35			32
S12611A-12-10RW	G3/4″X14	16	10		36			32
S12611A-12-12RW	G3/4″X14	19	12		37			32
S12611A-16-12RW	G1″X11	19	12		39			41
S12611A-16-16RW	G1″X11	25	16		42			41
S12611A-20-16RW	G1. 1/4″X11	25	16		45			50
S12611A-20-20RW	G1. 1/4″X11	32	20		45			50
S12611A-24-20RW	G1. 1/2″X11	32	20		49			55
S12611A-24-24RW	G1. 1/2″X11	38	24		49			55
S12611A-32-32RW	G2″X11	51	32		54.5			70

注：1、表中代号用于编织软管。 2、如需用于缠绕软管代号改为S12612A-XX-XXRW Note:1.For use with braided hoses. 2.If use with spiral hoses,hose fitting series number is S12612A-XX-XXRW.

S22611-RW

英管内螺纹 60° 外锥面
BSP FEMALE 60° CONE

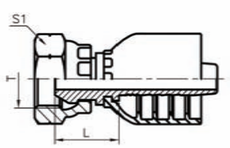

代号 PART NO.	螺纹T THREAD T	软管 HOSE BORE 公称内径DN	标号 DASH		尺寸 DIMENSIONS L			S1
S22611-02-04RW	G1/8"X28	6	04		15			14
S22611-04-04RW	G1/4"X19	6	04		19			19
S22611-04-05RW	G1/4"X19	8	05		19			19
S22611-04-06RW	G1/4"X19	10	06		19			19
S22611-06-04RW	G3/8"X19	6	04		19.5			22
S22611-06-05RW	G3/8"X19	8	05		19			22
S22611-06-06RW	G3/8"X19	10	06		19.5			22
S22611-06-08RW	G3/8"X19	13	08		20			22
S22611-08-08RW	G1/2"X14	13	08		21.5			27
S22611-10-08RW	G5/8"X14	13	08		22.5			30
S22611-10-10RW	G5/8"X14	16	10		23			30
S22611-12-10RW	G3/4"X14	16	10		24			32
S22611-12-12RW	G3/4"X14	19	12		24			32
S22611-16-14RW	G1"X11	22	14		26			41
S22611-16-16RW	G1"X11	25	16		27			41
S22611-20-20RW	G1.1/4"X11	32	20		30.5			50
S22611-24-24RW	G1.1/2"X11	38	24		31.5			55
S22641-32-32RW	G2"X11	51	32		34			70

注：1、表中代号用于编织软管。 2、如需用于缠绕软管代号改为S22612-XX-XXRW。 Note:1.For use with braided hoses. 2.If use with spiral hoses,hose fitting series number is S22612-XX-XXRW.

D

一体式

软管接头系列 HOSE FITTING 一体式 One Piece Fitting Sannke®

S22641-RW

45° 英管内螺纹 60° 外锥面
45° BSP FEMALE 60° CONE

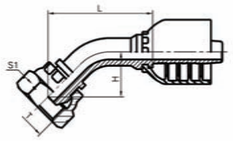

代号 PART NO.	螺纹T THREAD T	软管 HOSE BORE 公称内径DN	标号 DASH		尺寸 DIMENSIONS L	H		S1
S22641-04-04RW	G1/4"X19	6	04		42.3	20.2		19
S22641-04-05RW	G1/4"X19	8	05		46	22		19
S22641-06-04RW	G3/8"X19	6	04		43.2	18.8		22
S22641-06-05RW	G3/8"X19	8	05		46	22		22
S22641-06-06RW	G3/8"X19	10	06		48	22		22
S22641-06-08RW	G3/8"X19	13	08		57	24.5		22
S22641-08-08RW	G1/2"X14	13	08		58.5	26		27
S22641-10-08RW	G5/8"X14	13	08		59	26..5		30
S22641-10-10RW	G5/8"X14	16	10		71	27.8		30
S22641-12-10RW	G3/4"X14	16	10		68.5	28.8		32
S22641-12-12RW	G3/4"X14	19	12		74.5	32		32
S22641-16-16RW	G1"X11	25	16		87	34		41
S22641-20-20RW	G1.1/4"X11	32	20		101	40		50
S22641-24-24RW	G1.1/2"X11	38	24		117	47		55
S22641-32-32RW	G2"X11	51	32		137	56.2		70

注：1、表中代号用于编织软管。 2、如需用于缠绕软管代号改为S22642-XX-XXRW。 Note:1.For use with braided hoses. 2.If use with spiral hoses,hose fitting series number is S22642-XX-XXRW.

S22691-RW

90° 弯英管内螺纹 60° 外锥面
90° BSP FEMALE 60° CONE

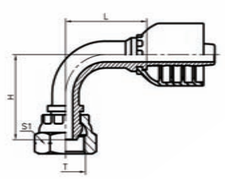

代号 PART NO.	螺纹T THREAD T	软管 HOSE BORE 公称内径DN	标号 DASH		尺寸 DIMENSIONS L	H		S1
S22691-02-04RW	G1/8"X28	6	04		32	34		14
S22691-04-04RW	G1/4"X19	6	04		32	35		19
S22691-04-05RW	G1/4"X19	8	05		33	40		19
S22691-04-06RW	G1/4"X19	10	06		36.5	42		19
S22691-06-04RW	G3/8"X19	6	04		32	35		22
S22691-06-05RW	G3/8"X19	8	05		33	39		22
S22691-06-06RW	G3/8"X19	10	06		36.5	42		22
S22691-08-08RW	G1/2"X14	13	08		43.5	50		27
S22691-10-08RW	G5/8"X14	13	08		43.5	50.5		30
S22691-10-10RW	G5/8"X14	16	10		55	55		30
S22691-12-10RW	G3/4"X14	16	10		55	56.5		32
S22691-12-12RW	G3/4"X14	19	12		64	64.5		32
S22691-16-16RW	G1"X11	25	16		74	74		41
S22691-20-20RW	G1.1/4"X11	32	20		91.5	90		50
S22691-24-24RW	G1.1/2"X11	38	24		109	105		55
S22691-32-32RW	G2"X11	51	32		129	128.5		70

注：1、表中代号用于编织软管。 2、如需用于缠绕软管代号改为S22692-XX-XXRW。 Note:1.For use with braided hoses. 2.If use with spiral hoses,hose fitting series number is S22692-XX-XXRW.

D

一体式

S16711-RW

美制JIC外螺纹74° 外锥面
JIC MALE 74° CONE ISO 8434-2-SAE J514

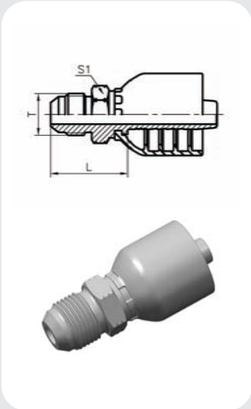

代号 PART NO.	螺纹T THREAD T	软管 HOSE BORE 公称内径DN	标号 DASH		尺寸 DIMENSIONS L			S1
S16711-04-04RW	7/16"X20	6	04		26.5			12
S16711-05-04RW	1/2"X20	6	04		26.5			14
S16711-05-05RW	1/2"X20	8	05		26.5			14
S16711-05-06RW	1/2"X20	10	06		26.5			17
S16711-06-04RW	9/16"X18	6	04		26.5			17
S16711-06-05RW	9/16"X18	8	05		26.5			17
S16711-06-06RW	9/16"X18	10	06		26.5			17
S16711-08-06RW	3/4"X16	10	06		31			22
S16711-08-08RW	3/4"X16	13	08		31.5			22
S16711-10-06RW	7/8"X14	10	06		32			24
S16711-10-08RW	7/8"X14	13	08		34.5			24
S16711-10-10RW	7/8"X14	16	10		35.5			24
S16711-12-08RW	1.1/16"X12	13	08		39			27
S16711-12-10RW	1.1/16"X12	16	10		40			27
S16711-12-12RW	1.1/16"X12	19	12		40			27
S16711-12-16RW	1.1/16"X12	25	16		41			30
S16711-14-10RW	1.3/16"X12	16	10		40			32
S16711-14-12RW	1.3/16"X12	19	12		40.5			32
S16711-16-12RW	1.5/16"X12	19	12		42.5			36
S16711-16-16RW	1.5/16"X12	25	16		43.5			36
S16711-20-16RW	1.5/8"X12	25	16		46			46
S16711-20-20RW	1.5/8"X12	32	20		47.5			46
S16711-24-20RW	1.7/8"X12	32	20		53.5			50
S16711-24-24RW	1.7/8"X12	38	24		53			50
S16711-32-32RW	2.1/2"X12	51	32		64			65

注：1、表中代号用于编织软管。 2、如需用于缠绕软管代号改为S16712-XX-XXRW Note:1.For use with braided hoses. 2.If use with spiral hoses,hose fitting series number is S16712-XX-XXRW.

D

一体式

S26711-RW

美制JIC内螺纹74° 内锥面
JIC FEMALE 74° CONE SEAT SAE J514

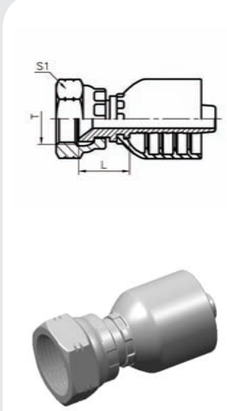

代号 PART NO.	螺纹T THREAD T	软管 HOSE BORE 公称内径DN	标号 DASH		尺寸 DIMENSIONS L			S1
S26711-04-04RW	7/16"X20	6	04		15			14
S26711-05-05RW	1/2"X20	8	05		15.5			17
S26711-06-05RW	9/16"X18	8	05		15.5			19
S26711-06-06RW	9/16"X18	10	06		15.5			19
S26711-06-08RW	9/16"X18	13	08		16			19
S26711-08-06RW	3/4"X16	10	06		17.5			24
S26711-08-08RW	3/4"X16	13	08		18			24
S26711-10-08RW	7/8"X14	13	08		18.5			27
S26711-10-10RW	7/8"X14	16	10		20			27
S26711-10-12RW	7/8"X14	19	12		20			27
S26711-12-10RW	1.1/16"X12	16	10		21.5			32
S26711-12-12RW	1.1/16"X12	19	12		21.5			32
S26711-14-12RW	1.3/16"X12	19	12		21.5			36
S26711-16-16RW	1.5/16"X12	25	16		23			41
S26711-20-20RW	1.5/8"X12	32	20		26			50
S26711-24-24RW	1.7/8"X12	38	24		26.5			55
S26711-32-32RW	2.1/2"X12	51	32		27			75

注：1、表中代号用于编织软管。 2、如需用于缠绕软管代号改为S26712-XX-XXRW。 Note:1.For use with braided hoses. 2.If use with spiral hoses,hose fitting series number is S26712-XX-XXRW.

S26741-RW

45° 弯美制JIC内螺纹74° 内锥面
45° JIC FEMALE 74° CONE SEAT SAE J514

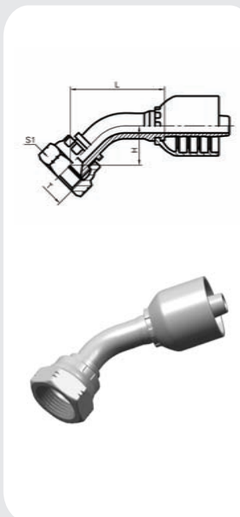

代号 PART NO.	螺纹T THREAD T	软管 HOSE BORE 公称内径DN	标号 DASH		尺寸 DIMENSIONS L	H		S1
S26741-04-04RW	7/16"X20	6	04		39	15.4		14
S26741-05-05RW	1/2"X20	8	05		43	19.2		17
S26741-06-05RW	9/16"X18	8	05		44	19.5		19
S26741-06-06RW	9/16"X18	10	06		45.5	20		19
S26741-06-08RW	9/16"X18	12	08		55	23		19
S26741-08-06RW	3/4"X16	10	06		46.6	21		22
S26741-08-08RW	3/4"X16	13	08		56	23.7		22
S26741-10-08RW	7/8"X14	13	08		56.5	24		27
S26741-10-10RW	7/8"X14	16	10		64.5	25.3		27
S26741-10-12RW	7/8"X14	20	12		71	28.5		27
S26741-12-10RW	1.1/16"X12	16	10		66.5	27.1		32
S26741-12-12RW	1.1/16"X12	19	12		73	30.2		32
S26741-14-12RW	1.3/16"X12	19	12		73	30.2		36
S26741-16-16RW	1.5/16"X12	25	16		85	32.2		41
S26741-20-20RW	1.5/8"X12	32	20		99	38.4		50
S26741-24-24RW	1.7/8"X12	38	24		113	43.9		55
S26741-32-32RW	2.1/2"X12	51	32		136.5	51.5		75

注：1、表中代号用于编织软管。 2、如需用于缠绕软管代号改为S26742-XX-XXRW。 Note:1.For use with braided hoses. 2.If use with spiral hoses,hose fitting series number is S26742-XX-XXRW.

D

一体式

D

一体式

S26791-RW

90° 弯美制JIC内螺纹74° 内锥面
90° JIC FEMALE 74° CONE SEAT SAE J514

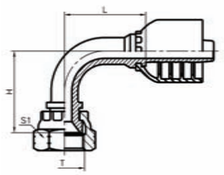

代号 PART NO.	螺纹T THREAD T	软管 HOSE BORE 公称内径DN	标号 DASH		尺寸 DIMENSIONS L	H		S1
S26791-04-04RW	7/16"X20	6	04		30	29		14
S26791-05-05RW	1/2"X20	8	05		33	33		17
S26791-06-05RW	9/16"X18	8	05		33	36.5		19
S26791-06-06RW	9/16"X18	10	06		36.5	38.5		19
S26791-06-08RW	9/16"X18	13	08		43.5	44		19
S26791-08-06RW	3/4"X16	10	06		36.5	41		24
S26791-08-08RW	3/4"X16	13	08		43.5	46.5		24
S26791-10-08RW	7/8"X14	13	08		43.5	47		27
S26791-10-10RW	7/8"X14	16	10		56	51.5		27
S26791-10-12RW	7/8"X14	19	12		64	59.5		27
S26791-12-10RW	1.1/16"X12	16	10		56	54		32
S26791-12-12RW	1.1/16"X12	19	12		63	60.5		32
S26791-14-12RW	1.3/16"X12	19	12		64	63.5		36
S26791-16-16RW	1.5/16"X12	25	16		76	72		41
S26791-20-20RW	1.5/8"X12	32	20		91.5	85		50
S26791-24-24RW	1.7/8"X12	38	24		109	100		55
S26791-32-32RW	2.1/2"X12	51	32		129	121.5		75

注：1、表中代号用于编织软管。 2、如需用于缠绕软管代号改为S26792-XX-XXRW。 Note:1.For use with braided hoses. 2.If use with spiral hoses,hose fitting series number is S26792-XX-XXRW.

S14211-RW

美制ORFS外螺纹平面O形圈密封
ORFS MALE O-RING SEAL ISO 8434-3—SAE J1453

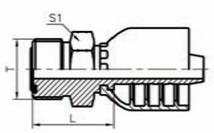

代号 PART NO.	螺纹T THREAD T	软管 HOSE BORE 公称内径DN	标号 DASH		尺寸 D MENSIONS L			S1
S14211-04-04RW	9/16 " X18	6	04		22.5			17
S14211-06-04RW	11/16 " X16	6	04		24			19
S14211-06-06RW	11/16 " X16	10	06		24			19
S14211-08-06RW	13/16 " X16	10	06		27.5			22
S14211-08-08RW	13/16 " X16	13	08		28.5			22
S14211-08-10RW	13/16 " X16	16	10		28.5			22
S14211-10-08RW	1 " X14	13	08		32.5			27
S14211-10-10RW	1 " X14	16	10		33.5			27
S14211-12-08RW	1.3/16 " X12	13	08		35.5			32
S14211-12-10RW	1.3/16 " X12	16	10		36			32
S14211-12-12RW	1.3/16 " X12	19	12		36.5			32
S14211-16-12RW	1.7/16 " X12	19	12		37			41
S14211-16-16RW	1.7/16 " X12	25	16		38.5			41
S14211-20-20RW	1.11/16 " X12	32	20		41.5			46
S14211-24-24RW	2 " X12	38	24		43			55

注：1、表中代号用于编织软管。 2、如需用于缠绕软管代号改为S14212-XX-XXRW。
NOTE：1、For use with braided hoses。 2、If use spiral hoses，hose fitting series number is S14212-XX-XXRW。

D

一体式

S24211-RW
S24211-TRW

美制ORFS内螺纹平面
ORFS FEMALE FLAT SEAT
ISO 12151-1—SAE J516

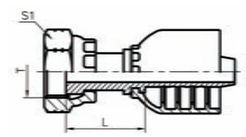

代号 PART NO.	螺纹T THREAD T	软管 HOSE BORE 公称内径DN	标号 DASH		尺寸 DIMENSIONS L			S1
S24211-04-04RW	9/16 " X18	6	04		22.5			19
S24211-04-05RW	9/16 " X18	8	05		22.5			19
S24211-04-06RW	9/16 " X18	10	06		22.5			19
S24211-06-04TRW	11/16 " X16	6	04		23.5			22
S24211-06-05TRW	11/16 " X16	8	05		23.5			22
S24211-06-06RW	11/16 " X16	10	06		25.5			22
S24211-06-08RW	11/16 " X16	13	08		26			22
S24211-08-05TRW	13/16 " X16	8	05		25			27
S24211-08-06TRW	13/16 " X16	10	06		25			27
S24211-08-08RW	13/16 " X16	13	08		28			27
S24211-08-10RW	13/16 " X16	16	10		29			27
S24211-10-08TRW	1 " X14	13	08		29.5			30
S24211-10-10RW	1 " X14	16	10		33			30
S24211-10-12RW	1 " X14	19	12		33.5			30
S24211-12-08TRW	1.3/16 " X12	13	08		30.5			36
S24211-12-10TRW	1.3/16 " X12	16	10		31.5			36
S24211-12-12RW	1.3/16 " X12	19	12		35			36
S24211-12-16RW	1.3/16 " X12	25	16		36			36
S24211-16-12TRW	1.7/16 " X12	19	12		35			41
S24211-16-14TRW	1.7/16 " X12	22	14		35			41
S24211-16-16TRW	1.7/16 " X12	25	16		35			41
S24211-16-20RW	1.7/16 " X12	32	20		39.5			41
S24211-20-16TRW	1.11/16 " X12	25	16		35			50
S24211-24-20TRW	2 " X12	32	20		36			60
S24211-24-24TRW	2 " X12	38	24		36			60

注：1、表中代号用于编织软管。 2、如需用于缠绕软管代号改为S24212-XX-XXRW。
NOTE：1、For use with braided hoses。 2、If use spiral hoses，hose fitting series number is S24212-XX-XXRW。

S24241-RW
S24241-TRW

45° 弯美制ORFS内螺纹平面
45° ELBOW ORFS FEMALE FLAT SEAT ISO 12151-1—SAE J516

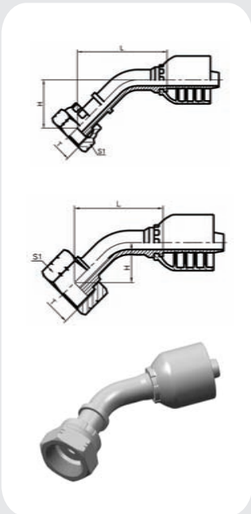

代号 PART NO.	螺纹T THREAD T	软管 HOSE BORE 公称内径DN	标号 DASH		尺寸 DIMENSIONS L	H		S1
S24241-04-04RW	9/16"X18	6	04		45.5	23.4		19
S24241-04-05RW	9/16"X18	8	05		47.6	24.3		19
S24241-04-06RW	9/16"X18	10	06		49.2	24.9		19
S24241-06-04TRW	11/16"X16	6	04		39.5	17.4		22
S24241-06-05TRW	11/16"X16	8	05		42.3	19		22
S24241-06-06RW	11/16"X16	10	06		51.3	27.1		22
S24241-08-06TRW	13/16"X16	10	06		44.6	20.3		27
S24241-08-08RW	13/16"X16	13	08		65.7	30.7		27
S24241-08-10RW	13/16"X16	16	10		76.5	31.7		27
S24241-10-08TRW	1"X14	13	08		58.2	23.3		30
S24241-10-10RW	1"X14	10	10		79.2	34.9		30
S24241-12-08TRW	1.3/16"X12	13	08		58.2	58.2		36
S24241-12-10TRW	1.3/16"X12	16	10		68.2	68.2		36
S24241-12-12RW	1.3/16"X12	19	12		87	39.5		36
S24241-12-16RW	1.3/16"X12	25	16		95.3	41		36
S24241-16-12TRW	1.7/16"X12	19	12		74	29.6		41
S24241-16-14TRW	1.7/16"X12	22	14		78.7	28.5		41
S24241-16-16TRW	1.7/16"X12	25	16		84.1	29.7		41
S24241-20-16TRW	1.11/16"X12	25	16		84.1	29.7		50
S24241-24-20TRW	2"X12	32	20		94.5	33.8		60
S24241-24-24TRW	2"X12	38	24		108.5	37.7		60

S24291-RW
S24291-TRW

90° 弯美制ORFS内螺纹平面
90° ELBOW ORFS FEMALE FLAT SEAT ISO 12151-1—SAE J516

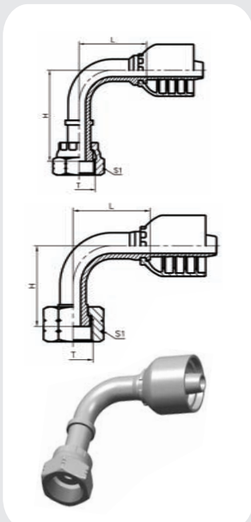

代号 PART NO.	螺纹T THREAD T	软管 HOSE BORE 公称内径DN	标号 DASH		尺寸 DIMENSIONS L	H		S1
S24291-04-04RW	9/16 " X18	6	04		30	41		19
S24291-04-05RW	9/16 " X18	8	05		33	44		19
S24291-06-05TRW	11/16 " X16	8	05		33	37.5		22
S24291-06-06RW	11/16 " X16	10	06		35.3	49.3		22
S24291-06-08RW	11/16 " X16	13	08		41	55		22
S24291-08-06TRW	13/16 " X16	10	06		35.3	39.8		27
S24291-08-08RW	13/16 " X16	13	08		41	575		27
S24291-08-10RW	13/16 " X16	16	10		56.5	61.5		27
S24291-10-08TRW	1 " X14	13	08		41	46		30
S24291-10-10RW	1 " X14	16	10		56	66		30
S24291-10-12RW	1 " X14	13	12		65.5	75.5		30
S24291-12-10TRW	1.3/16 " X12	16	10		59	51.5		36
S24291-12-12RW	1.3/16 " X12	19	12		65.5	77		36
S24291-12-16RW	1.3/16 " X12	25	16		76.7	83.5		36
S24291-16-12TRW	1.7/16 " X12	19	12		65.5	63		41
S24291-16-14TRW	1.7/16 " X12	22	14		71.2	63		41
S24291-16-16TRW	1.7/16 " X12	25	16		76.9	67.5		41
S24291-20-16TRW	1.11/16 " X12	25	16		76.7	67.5		50
S24291-24-20TRW	2 " X12	32	20		91.5	78.5		50
S24291-24-24TRW	2 " X12	38	24		109.4	92		60

注：1、表中代号用于编织软管。 2、如需用于缠绕软管代号改为S24292-XX-XXRW。
NOTE：1、For use with braided hoses。 2、If use spiral hoses，hose fitting series number is S24292-XX-XXRW。

S87311-RW

SAE 法兰 3000 PSI
SAE FLANGE 3000 PSI ISO 12151-3—SAE J516

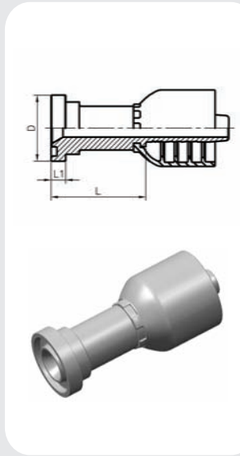

代号 PART NO.	法兰型号 FLANGE SIZE	软管 HOSE BORE 公称内径DN	标号 DASH		尺寸 DIMENSIONS L		D	L1
S87311-08-08RW	1/2"	13	08		46		30.2	6.73
S87311-12-08RW	3/4"	13	08		47		38.1	6.73
S87311-12-10RW	3/4"	16	10		48		38.1	6.73
S87311-12-12RW	3/4"	19	12		48		38.1	6.73
S87311-12-16RW	3/4"	25	16		49		38.1	6.73
S87311-16-12RW	1"	19	12		51		44.4	8
S87311-16-16RW	1"	25	16		52		44.4	8
S87311-16-20RW	1"	32	20		53		44.4	8
S87311-20-16RW	1.1/4"	25	16		57		50.8	8
S87311-20-20RW	1.1/4"	32	20		58		50.8	8
S87311-24-20RW	1.1/2"	32	20		68		60.3	8
S87311-24-24RW	1.1/2"	38	24		68		60.3	8
S87311-32-24RW	2"	38	24		66		71.4	9.53
S87311-32-32RW	2"	51	32		66		71.4	9.53

注：1、表中代号用于编织软管。 2、如需用于缠绕软管代号改为S87312-XX-XXRW。 Note:1.For use with braided hoses. 2.If use with spiral hoses,hose fitting series number is S87312-XX-XXRW.

S87341-RW

45° 弯SAE 法兰 3000 PSI
45° SAE FLANGE 3000 PSI ISO 12151-3-SAE J516

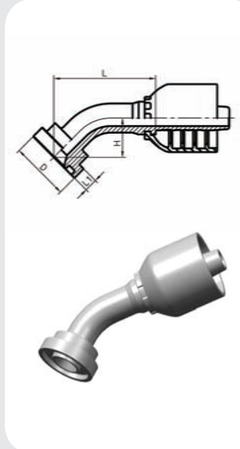

代号 PART NO.	法兰型号 FLANGE SIZE	软管 HOSE BORE 公称内径DN	标号 DASH		尺寸 DIMENSIONS L	H	D	L1
S87341-08-08RW	1/2"	13	08		55.5	23	30.2	6.73
S87341-12-08RW	3/4"	13	08		59	24	38.1	6.73
S87341-12-10RW	3/4"	16	10		64.5	25	38.1	6.73
S87341-12-12RW	3/4"	19	12		71	28	38.1	6.73
S87341-12-16RW	3/4"	25	16		82.5	29.5	38.1	6.73
S87341-16-12RW	1"	19	12		71	28	44.4	8
S87341-16-16RW	1"	25	16		82	29.4	44.4	8
S87341-16-20RW	1"	32	20		94.5	33.8	44.4	8
S87341-20-16RW	1.1/4"	25	16		77	31	50.8	8
S87341-20-20RW	1.1/4"	32	20		94.5	33.8	50.8	8
S87341-24-20RW	1.1/2"	32	20		94.5	33.8	60.3	8
S87341-24-24RW	1.1/2"	38	24		110	40.4	60.3	8
S87341-32-24RW	2"	38	24		110	40.4	71.4	9.53
S87341-32-32RW	2"	51	32		127	46.3	71.4	9.53

注：1、表中代号用于编织软管。 2、如需用于缠绕软管代号改为S87342-XX-XXRW。 Note:1.For use with braided hoses. 2.If use with spiral hoses,hose fitting series number is S87342-XX-XXRW.

D

一体式

S87391-RW

90°弯 SAE 法兰 3000 PSI
90° SAE FLANGE 3000 PSI ISO 12151-3-SAE J516

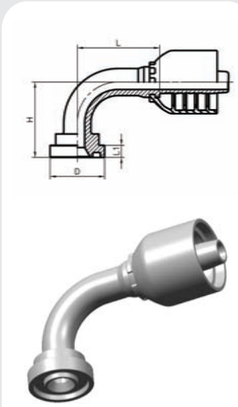

代号 PART NO.	法兰型号 FLANGE SIZE	软管 HOSE BORE 公称内径DN	标号 DASH		尺寸 DIMENSIONS L	H	D	L1
S87391-08-08	1/2"	13	08		43.5	45.5	30.2	6.73
S87391-12-08	3/4"	13	08		43.5	46.5	38.1	6.73
S87391-12-10	3/4"	16	10		55	51	38.1	6.73
S87391-12-12	3/4"	19	12		64	59	38.1	6.73
S87391-12-16	3/4"	25	16		74	66	38.1	6.73
S87391-16-12	1"	19	12		64	59	44.4	8
S87391-16-16	1"	25	16		74	66	44.4	8
S87391-16-20	1"	32	20		91.5	78.5	44.4	8
S87391-20-16	1.1/4"	25	16		74	66	50.8	8
S87391-20-20	1.1/4"	32	20		91.5	78.5	50.8	8
S87391-24-20	1.1/2"	32	20		91.5	80.5	60.3	8
S87391-24-24	1.1/2"	38	24		109	94	60.3	8
S87391-32-24	2"	38	24		109	94	71.4	9.53
S87391-32-32	2"	51	32		129	114.5	71.4	9.53

注：1、表中代号用于编织软管。 2、如需用于缠绕软管代号改为S87392-XX-XXRW。
Note:1.For use with braided hoses. 2.If use with spiral hoses,hose fitting series number is S87392-XX-XXRW.

S87611-RW

SAE 法兰 6000 PSI
SAE FLANGE 6000 PSI ISO 12151-3-SAE J516

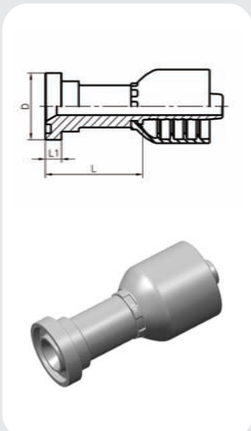

代号 PART NO.	法兰型号 FLANGE SIZE	软管 HOSE BORE 公称内径DN	标号 DASH		尺寸 DIMENSIONS L		D	L1
S87611-08-08RW	1/2"	13	08		47		31.7	7.75
S87611-12-10RW	3/4"	16	10		51		41.3	8.76
S87611-12-12RW	3/4"	19	12		51		41.3	8.76
S87611-16-12RW	1"	19	12		56		47.6	9.53
S87611-16-16RW	1"	25	16		57		47.6	9.53
S87611-16-20RW	1"	32	20		58		47.6	9.53
S87611-20-16RW	1.1/4"	25	16		65		54	10.29
S87611-20-20RW	1.1/4"	32	20		66		54	10.29
S87611-24-20RW	1.1/2"	32	20		75		63.5	12.57
S87611-24-24RW	1.1/2"	38	24		75		63.5	12.57
S87611-32-24RW	2"	38	24		85		79.4	12.57
S87611-32-32RW	2"	51	32		85		79.4	12.57

注：1、表中代号用于编织软管。 2、如需用于缠绕软管代号改为87612-XX-XXRW。 Note:1.For use with braided hoses. 2.If use with spiral hoses,hose fitting series number is 87612-XX-XXRW.

软管接头系列 HOSE FITTING 一体式 One Piece Fitting Sannke®

D

一体式

S87641-RW

45°弯SAE 法兰 6000 PSI
45° SAE FLANGE 6000 PSI ISO 12151-3-SAE J516

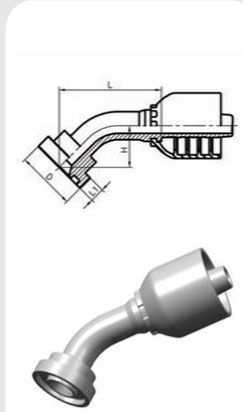

代号 PART NO.	法兰型号 FLANGE SIZE	软管 HOSE BORE 公称内径DN	标号 DASH		尺寸 DIMENSIONS L	H	D	L1
S87641-08-08RW	1/2"	13	08		58	25.1	31.7	7.75
S87641-12-10RW	3/4"	16	10		67	27.8	41.3	8.76
S87641-12-12RW	3/4"	19	12		73.5	30.5	41.3	8.76
S87641-16-12RW	1"	19	12		76	33	47.6	9.53
S87641-16-16RW	1"	25	16		87	34.4	47.6	9.53
S87641-16-20RW	1"	32	20		99.5	39	47.6	9.53
S87641-20-16RW	1.1/4"	25	16		90	37.4	54	10.29
S87641-20-20RW	1.1/4"	32	20		103	41.5	54	10.29
S87641-24-24RW	1.1/2"	38	24		120	50.3	63.5	12.57
S87641-32-24RW	2"	38	24		125	56	79.4	12.57
S87641-32-32RW	2"	51	32		143	62	79.4	12.57

注：1、表中代号用于编织软管。 2、如需用于缠绕软管代号改为S87642-XX-XXRW。 Note:1.For use with braided hoses. 2.If use with spiral hoses,hose fitting series number is S87642-XX-XXRW.

S87691-RW

90°弯SAE 法兰 6000 PSI
90° SAE FLANGE 6000 PSI
ISO 12151-3-SAE J516

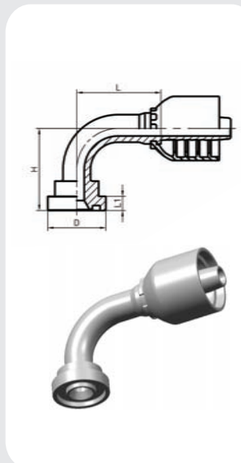

代号 PART NO.	法兰型号 FLANGE SIZE	软管 HOSE BORE 公称内径DN	标号 DASH		尺寸 DIMENSIONS L	H	D	L1
S87691-08-08RW	1/2"	13	08		43.5	48.5	31.7	7.75
S87691-12-10RW	3/4"	16	10		55	55	41.3	8.76
S87691-12-12RW	3/4"	19	12		64	63	41.3	8.76
S87691-16-12RW	1"	19	12		64	66	47.6	9.53
S87691-16-16RW	1"	25	16		74	73	47.6	9.53
S87691-16-20RW	1"	32	20		91.5	85.5	47.6	9.53
S87691-20-16RW	1.1/4"	25	16		74	77	54	10.29
S87691-20-20RW	1.1/4"	32	20		91.5	89.5	54	10.29
S87691-24-20RW	1.1/2"	32	20		91.5	94.5	63.5	12.57
S87691-24-24RW	1.1/2"	38	24		109	108	63.5	12.57
S87691-32-24RW	2"	38	24		109	112	79.4	12.57
S87691-32-32RW	2"	51	32		129	137	79.4	12.57

注：1、表中代号用于编织软管。 2、如需用于缠绕软管代号改为S87692-XX-XXRW。 Note:1.For use with braided hoses. 2.If use with spiral hoses,hose fitting series number is S87692-XX-XXRW.

D

扣压式

S10411

公制外螺纹24° 内锥面轻系列
METRIC MALE24° CONE SET L.T.
ISO 84341-1—DIN3861

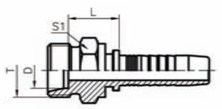

代号 PART NO.	螺纹T THREAD T	软管 HOSE BORE 公称内径DN	标号 DASH	管子外径 TUBE O.D	尺寸 DIMENSIONS L		D	S1
S10411-12-04	M12X1.5	6	04	6	20.5		6	14
S10411-14-04	M14X1.5	6	04	8	20.5		8	17
S10411-14-05	M14X1.5	8	05	8	21.5		8	17
S10411-16-04	M16X1.5	6	04	10	22.5		10	17
S10411-16-05	M16X1.5	8	05	10	22.5		10	17
S10411-16-06	M16X1.5	10	06	10	23.5		10	17
S10411-18-05	M18X1.5	8	05	12	23.5		12	19
S10411-18-06	M18X1.5	10	06	12	23.5		12	19
S10411-22-06	M22X1.5	10	06	15	24.5		15	24
S10411-22-08	M22X1.5	13	08	15	25		15	24
S10411-26-08	M26X1.5	13	08	18	26.5		18	27
S10411-26-10	M26X1.5	16	10	18	27		18	27
S10411-30-10	M30X2	16	10	22	30		22	32
S10411-30-12	M30X2	19	12	22	30		22	32
S10411-36-16	M36X2	25	16	28	33		28	41
S10411-45-20	M45X2	32	20	35	38		35	46
S10411-52-24	M52X2	38	24	42	38.5		42	55

注：1、表中代号用于编织软管。 2、如需用于缠绕软管代号改为S10412-XX-XX。 Note:1.For use with braided hoses. 2.If use with spiral hoses,hose fitting series number is S10412-XX-XX.

D

扣压式

S20411-W

公制内螺纹24° 锥带O型圈轻系列
METRIC FEMALE 24° CONE O-RING L.T.
ISO 12151-2—DIN 3865

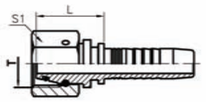

S20411-T

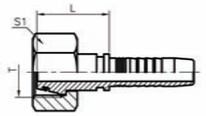

代号 PART NO.	螺纹T THREAD T	软管 HOSE BORE 公称内径DN	标号 DASH	管子外径 TUBE O.D	尺寸 DIMENSIONS L			S1
S20411-12-04W	M12X1.5	6	04	6	26			14
S20411-14-04T	M14X1.5	6	04	8	23.5			17
S20411-14-05W	M14X1.5	8	05	8	27.5			17
S20411-14-06W	M14X1.5	10	06	8	27.5			17
S20411-16-04T	M16X1.5	6	04	10	20.5			19
S20411-16-05T	M16X1.5	8	05	10	25.5			19
S20411-16-06W	M16X1.5	10	06	10	28			19
S20411-18-05T	M18X1.5	8	05	12	23.5			22
S20411-18-06T	M18X1.5	10	06	12	26.5			22
S20411-18-08W	M18X1.5	13	08	12	29.5			22
S20411-22-08T	M22X1.5	13	08	15	28.5			27
S20411-22-10W	M22X1.5	16	10	15	26.5			27
S20411-26-10T	M26X1.5	16	10	18	32			32
S20411-26-12W	M26X1.5	19	12	18	35			32
S20411-30-10T	M30X2	16	10	22	32.5			36
S20411-30-12T	M30X2	19	12	22	33.5			36
S20411-30-16W	M30X2	25	16	22	31			36
S20411-36-12T	M36X2	19	12	28	35			41
S20411-36-14T	M36X2	22	14	28	35			41
S20411-36-16T	M36X2	25	16	28	36			41
S20411-36-20W	M36X2	32	20	28	33			41
S20411-45-16T	M45X2	25	16	35	34			50
S20411-45-20T	M45X2	32	20	35	35			50
S20411-45-24W	M45X2	38	24	35	35			50
S20411-52-20T	M52X2	32	20	42	38			60
S20411-52-24T	M52X2	38	24	42	38			60
S20411-52-32W	M52X2	51	32	42	39			60

注：1、表中代号用于编织软管。 2、如需用于缠绕软管代号改为S20412-XX-XX。 Note:1.For use with braided hoses. 2.If use with spiral hoses,hose fitting series number is S20412-XX-XX.

45° 弯公制内螺纹24° 锥带O型圈轻系列
45° METRIC FEMALE 24° CONE O-RING L.T.
ISO 12151-2—DIN 3865

S20441-W

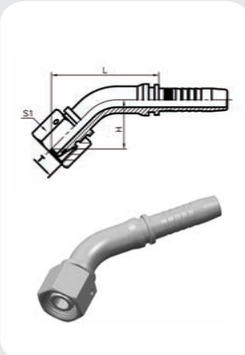

S20441-T

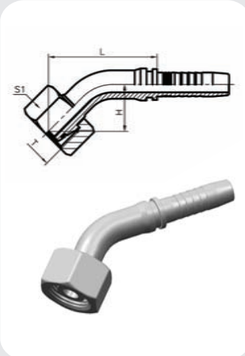

代号 PART NO.	螺纹T THREAD T	软管 HOSE BORE 公称内径DN	标号 DASH	管子外径 TUBE O.D	尺寸 DIMENSIONS L	H		S1
S20441-12-04W	M12X1.5	6	04	6	47	25		14
S20441-14-04T	M14X1.5	6	04	8	39	17		17
S20441-14-05W	M14X1.5	8	05	8	42.5	19		17
S20441-14-06W	M14X1.5	10	06	8	45	19		17
S20441-16-04T	M16X1.5	6	04	10	39	19		19
S20441-16-05T	M16X1.5	8	05	10	45	21.5		19
S20441-16-06W	M16X1.5	10	06	10	54.6	28.6		19
S20441-18-05T	M18X1.5	8	05	12	46	22		22
S20441-18-06T	M18X1.5	10	06	12	48	22.2		22
S20441-18-08W	M18X1.5	13	08	12	54	21.5		22
S20441-22-08T	M22X1.5	13	08	15	57	25		27
S20441-22-10W	M22X1.5	16	10	15	73	33.7		27
S20441-26-10T	M26X1.5	16	10	18	68.5	29		32
S20441-26-12W	M26X1.5	19	12	18	81	38.5		32
S20441-30-10T	M30X2	16	10	22	68	28.5		36
S20441-30-12T	M30X2	19	12	22	74	31.5		36
S20441-30-16W	M30X2	25	16	22	89.5	36.5		36
S20441-36-12T	M36X2	19	12	28	76.5	33.7		41
S20441-36-14T	M36X2	22	14	28	79.5	34		41
S20441-36-16T	M36X2	25	16	28	88	35		41
S20441-36-20W	M36X2	32	20	28	102	41.5		41
S20441-45-16T	M45X2	25	16	35	88	35		50
S20441-45-20T	M45X2	32	20	35	99.8	39.1		50
S20441-45-24W	M45X2	38	24	35	113.5	44.5		50
S20441-52-20T	M52X2	32	20	42	100	39.1		60
S20441-52-24T	M52X2	38	24	42	115	45.3		60
S20441-52-32W	M52X2	51	32	42	132.5	51.5		60

注：1、表中代号用于编织软管。2、如需用于缠绕软管代号改为S20442-XX-XX。 Note:1.For use with braided hoses. 2.If use with spiral hoses,hose fitting series number is S20442-XX-XX.

90° 弯公制内螺纹24° 锥带O型圈轻系列
90° METRIC FEMALE 24° CONE O-RING L.T.
ISO 12151-2—DIN 3865

S20491-W

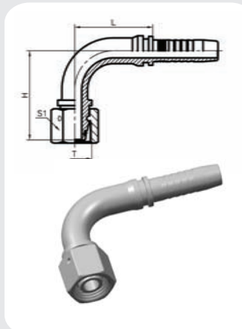

S20491-T

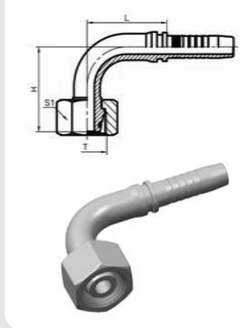

代号 PART NO.	螺纹T THREAD T	软管 HOSE BORE 公称内径DN	标号 DASH	管子外径 TUBE O.D	尺寸 DIMENSIONS L	H		S1
S20491-12-04W	M12X1.5	6	04	6	30	40		14
S20491-14-04T	M14X1.5	6	04	8	30	32		17
S20491-14-05W	M14X1.5	8	05	8	33	43		17
S20491-14-06W	M14X1.5	10	06	8	36.5	45		17
S20491-16-04T	M16X1.5	6	04	10	28	29		19
S20491-16-05T	M16X1.5	8	05	10	33	39		19
S20491-16-06W	M16X1.5	10	06	10	36.5	51		19
S20491-18-05T	M18X1.5	8	05	12	33	40		22
S20491-18-06T	M18X1.5	10	06	12	36.5	42		22
S20491-18-08W	M18X1.5	13	08	12	43.5	55		22
S20491-22-08T	M22X1.5	13	08	15	43.5	48		27
S20491-22-10W	M22X1.5	16	10	15	55	64		27
S20491-26-10T	M26X1.5	16	10	18	55	56.5		32
S20491-26-12W	M26X1.5	19	12	18	64	73.5		32
S20491-30-10T	M30X2	16	10	22	55	56		36
S20491-30-12T	M30X2	19	12	22	64	64		36
S20491-30-16W	M30X2	25	16	22	74	76		36
S20491-36-12T	M36X2	19	12	28	64	67		41
S20491-36-16T	M36X2	25	16	28	74	74		41
S20491-36-20W	M36X2	32	20	28	91.5	89.5		41
S20491-45-16T	M45X2	25	16	35	74	73.5		50
S20491-45-20T	M45X2	32	20	35	91.5	86		50
S20491-45-24W	M45X2	38	24	35	109	101		50
S20491-52-20T	M52X2	32	20	42	91.5	87.5		60
S20491-52-24T	M52X2	38	24	42	109	101		60
S20491-52-32W	M52X2	51	32	42	129	130.5		60

注：1、表中代号用于编织软管。2、如需用于缠绕软管代号改为S20492-XX-XX。 Note:1.For use with braided hoses. 2.If use with spiral hoses,hose fitting series number is S20492-XX-XX.

D

扣压式

S10511

公制外螺纹24° 内锥面重系列
METRIC MALE24° CONE SET H.T.
ISO 84341-1—DIN3861

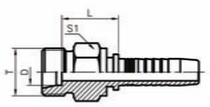

代号 PART NO.	螺纹T THREAD T	软管 HOSE BORE 公称内径DN	标号 DASH	管子外径 TUBE O.D	尺寸 DIMENSIONS L		D	S1
S10511-14-04	M14X1.5	6	04	6	24		6	14
S10511-16-04	M16X1.5	6	04	8	26.5		8	17
S10511-18-04	M18X1.5	6	04	10	26.5		10	19
S10511-18-06	M18X1.5	10	06	10	27		10	19
S10511-20-05	M20X1.5	8	05	12	28		12	22
S10511-20-06	M20X1.5	10	06	12	28		12	22
S10511-22-06	M22X1.5	10	06	14	28.5		14	24
S10511-24-08	M24X1.5	13	08	16	32		16	27
S10511-30-10	M30X2	16	10	20	36		20	32
S10511-30-12	M30X2	19	12	20	36		20	32
S10511-36-12	M36X2	19	12	25	40		25	41
S10511-36-16	M36X2	25	16	25	41		25	41
S10511-42-16	M42X2	25	16	30	43		30	46
S10511-52-20	M52X2	32	20	38	48		38	55

注：1、表中代号用于编织软管。 2、如需用于缠绕软管代号改为S10512-XX-XX。 Note:1.For use with braided hoses. 2.If use with spiral hoses,hose fitting series number is S10512-XX-XX.

S20511-W

公制内螺纹24° 锥重系列
METRIC FEMALE 24° CONE O-RING H.T.
ISO 12151-2—DIN 3865

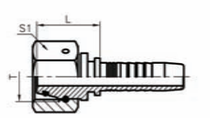

S20511-T

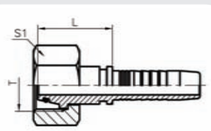

代号 PART NO.	螺纹T THREAD T	软管 HOSE BORE 公称内径DN	标号 DASH	管子外径 TUBE O.D	尺寸 DIMENSIONS L			S1
S20511-14-04T	M14X1.5	6	04	6	23.5			17
S20511-16-04T	M16X1.5	6	04	8	24			19
S20511-16-05T	M16X1.5	8	05	8	24			19
S20511-18-04T	M18X1.5	6	04	10	25			22
S20511-18-05T	M18X1.5	8	05	10	25			22
S20511-18-06T	M18X1.5	10	06	10	25			22
S20511-20-06T	M20X1.5	10	06	12	28.5			24
S20511-20-08W	M20X1.5	13	08	12	29			24
S20511-22-06T	M22X1.5	10	06	14	25.5			27
S20511-24-06T	M24X1.5	10	06	16	29.5			30
S20511-24-08T	M24X1.5	13	08	16	30			30
S20511-30-10T	M30X2	16	10	20	34			36
S20511-30-12T	M30X2	19	12	20	35			36
S20511-36-12T	M36X2	19	12	25	32			46
S20511-36-16T	M36X2	25	16	25	35.5			46
S20511-42-12T	M42X2	19	12	30	35			50
S20511-42-16T	M42X2	25	16	30	36			50
S20511-42-20W	M42X2	32	20	30	34.5			50
S20511-52-20T	M52X2	32	20	38	36			60
S20511-52-24T	M52X2	38	24	38	36			60

注：1、表中代号用于编织软管。 2、如需用于缠绕软管代号改为S20512-XX-XX。 Note:1.For use with braided hoses. 2.If use with spiral hoses,hose fitting series number is S20512-XX-XX.

D

扣压式

S20541-W

45° 公制内螺纹24° 锥带O型圈重系列
45° METRIC FEMALE 24° CONE O-RING H.T.
ISO 12151-2—DIN 3865

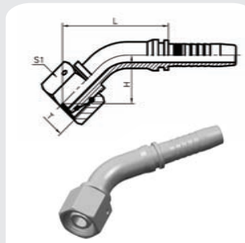

S20541-T

代号 PART NO.	螺纹T THREAD T	软管 HOSE BORE 公称内径DN	标号 DASH	管子外径 TUBE O.D	尺寸 DIMENSIONS L	H		S1
S20541-14-04T	M14X1.5	6	04	6	41	18.5		17
S20541-16-04T	M16X1.5	6	04	8	37	20		19
S20541-16-05T	M16X1.5	8	05	8	46	22		19
S20541-18-04T	M18X1.5	6	04	10	42	18.6		22
S20541-18-05T	M18X1.5	8	05	10	47.2	23.2		22
S20541-18-06T	M18X1.5	10	06	10	49.2	23.5		22
S20541-20-06T	M20X1.5	10	06	12	50	24		24
S20541-20-08W	M20X1.5	13	08	12	58.5	26		24
S20541-22-06T	M22X1.5	10	06	14	50	24		27
S20541-24-06T	M24X1.5	10	06	16	50	24.5		30
S20541-24-08T	M24X1.5	13	08	16	59	26.5		30
S20541-30-10T	M30X2	16	10	20	69	29.5		36
S20541-30-12T	M30X2	19	12	20	76	33.3		36
S20541-36-12T	M36X2	19	12	25	76	33		46
S20541-36-16T	M36X2	25	16	25	88	34.5		46
S20541-42-12T	M42X2	19	12	30	76.5	34		50
S20541-42-16T	M42X2	25	16	30	88	35.1		50
S20541-42-20W	M42X2	32	20	30	100	39.5		50
S20541-52-20T	M52X2	32	20	38	100	39.4		60
S20541-52-24T	M52X2	38	24	38	114	44.6		60

注：1、表中代号用于编织软管。 2、如需用于缠绕软管代号改为S20542-XX-XX。 Note:1.For use with braided hoses. 2.If use with spiral hoses,hose fitting series number is S20542-XX-XX.

D

扣压式

90° 弯公制内螺纹24° 锥带O型圈重系列
90° METRIC FEMALE 24° CONE O-RING H.T.
ISO 12151-2—DIN 3865

S20591-W

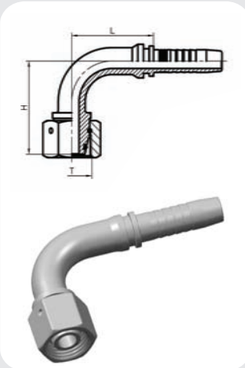

S20591-T

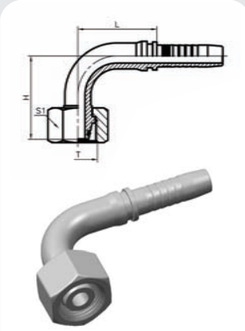

代号 PART NO.	螺纹T THREAD T	软管 HOSE BORE 公称内径DN	软管 HOSE BORE 标号 DASH	管子外径 TUBE O.D	尺寸 DIMENSIONS L	H		S1
S20591-14-04T	M14X1.5	6	04	6	32	35		17
S20591-16-04T	M16X1.5	6	04	8	32	32		19
S20591-16-05T	M16X1.5	8	05	8	33	32		19
S20591-18-04T	M18X1.5	6	04	10	30	38		22
S20591-18-05T	M18X1.5	8	05	10	33	38		22
S20591-18-06T	M18X1.5	10	06	10	36.5	43.5		22
S20591-20-06T	M20X1.5	10	06	12	36.5	44		24
S20591-20-08W	M20X1.5	13	08	12	43.5	50		24
S20591-22-06T	M22X1.5	10	06	14	36.5	44		27
S20591-24-06T	M24X1.5	10	06	16	36.5	44		30
S20591-24-08T	M24X1.5	13	08	16	43.5	50.5		30
S20591-30-10T	M30X2	16	10	20	55	57		36
S20591-30-12T	M30X2	19	12	20	64	60		36
S20591-36-12T	M36X2	19	12	25	63	66		46
S20591-36-16T	M36X2	25	16	25	74	73		46
S20591-42-12T	M42X2	19	12	30	64	67		50
S20591-42-16T	M42X2	25	16	30	74	74		50
S20591-42-20W	M42X2	32	20	30	91.5	91		50
S20591-52-20T	M52X2	32	20	38	91.5	86.5		60
S20591-52-24T	M52X2	38	24	38	109	100		60

注：1、表中代号用于编织软管。 2、如需用于缠绕软管代号改为S20592-XX-XX。 Note:1.For use with braided hoses. 2.If use with spiral hoses,hose fitting series number is S20592-XX-XX.

软管接头系列 HOSE FITTING 扣压式 Swaged Hose Fitting Sannke®

D

扣压式

公制内螺纹球面
METRIC FEMALE MULTISEAL

S20111

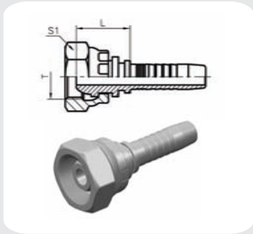

S20111-T

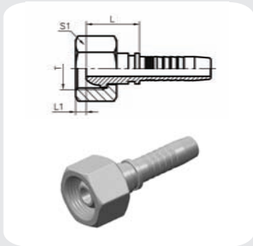

代号 PART NO.	螺纹T THREAD T	软管 HOSE BORE 公称内径DN	软管 HOSE BORE 标号 DASH		尺寸 DIMENSIONS L			S1
S20111-12-04	M12X1.5	6	04		19.5			17
S20111-12-05	M12X1.5	8	05		19.5			17
S20111-14-04T	M14X1.5	6	04		19.5			17
S20111-14-05	M14X1.5	8	05		19.5			19
S20111-16-04T	M16X1.5	6	04		20			19
S20111-16-05T	M16X1.5	8	05		20			19
S20111-18-06T	M18X1.5	10	06		20.5			22
S20111-18-08	M18X1.5	13	08		22			24
S20111-22-08T	M22X1.5	13	08		22.8			27
S20111-24-10	M24X1.5	16	10		25.5			30
S20111-27-10T	M27X1.5	16	10		23.5			32
S20111-30-12T	M30X1.5	19	12		24.5			36
S20111-39-16T	M39X2	25	16		29.5			46
S20111-45-20T	M45X2	32	20		31.5			55
S20111-52-24T	M52X2	38	24		33			60

注：1、表中代号用于编织软管。 2、如需用于缠绕软管代号改为S20112-XX-XX。 Note:1.For use with braided hoses. 2.If use with spiral hoses,hose fitting series number is S20112-XX-XX.

45° 弯公制内螺纹球面
45° METRIC FEMALE MULTISEAL

S20141

S20141-T

代号 PART NO.	螺纹T THREAD T	软管 HOSE BORE 公称内径DN	软管 HOSE BORE 标号 DASH		尺寸 DIMENSIONS L	H		S1
S20141-12-04	M12X1.5	6	04		39.5	16.5		17
S20141-14-04T	M14X1.5	6	04		43	18.3		17
S20141-14-05	M14X1.5	8	05		45.5	22.2		19
S20141-16-04T	M16X1.5	6	04		42.5	21.4		19
S20141-16-05T	M16X1.5	8	05		44.5	19.5		19
S20141-16-06	M16X1.5	10	06		50	24		22
S20141-18-06T	M18X1.5	10	06		50	24		22
S20141-18-08	M18X1.5	13	08		58.5	28.8		24
S20141-22-08T	M22X1.5	13	08		60	27.2		27
S20141-24-10	M24X1.5	16	10		67	27		30
S20141-27-10T	M27X1.5	16	10		69	29.6		32
S20141-30-12T	M30X1.5	19	12		76.5	33.7		36
S20141-39-16T	M39X2	25	16		86	33.6		46
S20141-45-20T	M45X2	32	20		99	38.4		55
S20141-52-24T	M52X2	38	24		114	44.6		60

注：1、表中代号用于编织软管。 2、如需用于缠绕软管代号改为S20142-XX-XX。 Note:1.For use with braided hoses. 2.If use with spiral hoses,hose fitting series number is S20142-XX-XX.

D

扣压式

S20191

90° 弯公制内螺纹球面
90° METRIC FEMALE MULTISEAL

代号 PART NO.	螺纹T THREAD T	软管 HOSE BORE 公称内径DN	标号 DASH		尺寸 DIMENSIONS L	H		S1
S20191-12-04	M12X1.5	6	04		30	32		17
S20191-14-04T	M14X1.5	6	04		32	35.5		17
S20191-14-05	M14X1.5	8	05		33	40.5		19
S20191-16-04T	M16X1.5	6	04		32	34.5		19
S20191-16-05T	M16X1.5	8	05		33	41		19
S20191-16-06	M16X1.5	10	06		36.5	43		22
S20191-18-06T	M18X1.5	10	06		36.5	44.5		22
S20191-18-08	M18X1.5	13	08		43.5	50		24
S20191-22-08T	M22X1.5	13	08		43.5	52		27
S20191-24-10	M24X1.5	16	10		55	56.5		30
S20191-27-10T	M27X1.5	16	10		55	54		32
S20191-30-12T	M30X1.5	19	12		64	67		36
S20191-39-16T	M39X2	25	16		74	72		46
S20191-45-20T	M45X2	32	20		91.5	85		55
S20191-52-24T	M52X2	38	24		109	100		60

注：1、表中代号用于编织软管。 2、如需用于缠绕软管代号改为S20192-XX-XX。 Note:1.For use with braided hoses. 2.If use with spiral hoses,hose fitting series number is S20192-XX-XX.

S20191-T

S20211

公制内螺纹平面
METRIC FEMALE FLAT SEAT
参考REF.GB/T 9065.3

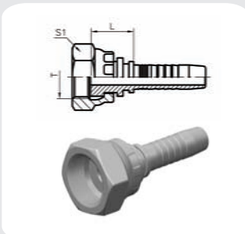

代号 PART NO.	螺纹T THREAD T	软管 HOSE BORE 公称内径DN	标号 DASH		尺寸 DIMENSIONS L			S1
S20211-14-04T	M14X1.5	6	04		15.5			17
S20211-14-05	M14X1.5	8	05		15.5			19
S20211-16-05T	M16X1.5	8	05		16.5			19
S20211-16-06	M16X1.5	10	06		16.5			22
S20211-18-06T	M18X1.5	10	06		17.5			22
S20211-22-08T	M22X1.5	13	08		18.5			27
S20211-27-10T	M27X1.5	16	10		22			32
S20211-30-12T	M30X1.5	19	12		21			36
S20211-36-12T	M36X2	19	12		21			41
S20211-39-16T	M39X2	25	16		23.5			46
S20211-45-20T	M45X2	32	20		24.5			55
S20211-52-24T	M52X2	38	24		25			60
S20211-60-28T	M60X2	45	28		26			70
S20211-64-32T	M64X2	51	32		27			75

注：1、表中代号用于编织软管。 2、如需用于缠绕软管代号改为S20212-XX-XX。 Note:1.For use with braided hoses. 2.If use with spiral hoses,hose fitting series number is S20212-XX-XX.

S20211-T

D

扣压式

S20241

45° 弯公制内螺纹平面
45° METRIC FEMALE FLAT SEAT
参考REF.GB/T 9065.3

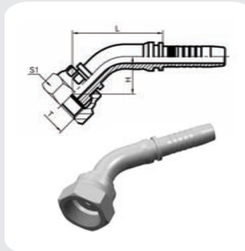

代号 PART NO.	螺纹T THREAD T	软管 HOSE BORE 公称内径DN	标号 DASH		尺寸 DIMENSIONS L	H		S1
S20241-14-04T	M14X1.5	6	04		37	13.5		17
S20241-14-05	M14X1.5	8	05		41	17.5		19
S20241-16-05T	M16X1.5	8	05		42	18.5		19
S20241-16-06	M16X1.5	10	06		45	19		22
S20241-18-06T	M18X1.5	10	06		46	20		22
S20241-22-08T	M22X1.5	13	08		53	21.5		27
S20241-27-10T	M27X1.5	16	10		65	25.5		32
S20241-30-12T	M30X1.5	19	12		70	27.5		36
S20241-39-16T	M39X2	25	16		84	29.7		46
S20241-45-20T	M45X2	32	20		94.5	34		55
S20241-52-24T	M52X2	38	24		110	41		60
S20241-60-28T	M60X2	45	28		118.5	43.6		70
S20241-64-32T	M64X2	51	32		128	45.5		75

注：1、表中代号用于编织软管。 2、如需用于缠绕软管代号改为S20242-XX-XX。 Note:1.For use with braided hoses. 2.If use with spiral hoses,hose fitting series number is S20242-XX-XX.

S20241-T

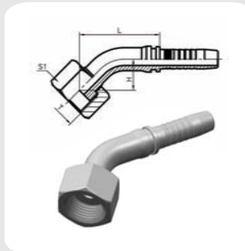

S20291

90° 弯公制内螺纹平面
90° METRIC FEMALE FLAT SEAT
参考REF.GB/T 9065.3

代号 PART NO.	螺纹T THREAD T	软管 HOSE BORE 公称内径DN	标号 DASH		尺寸 DIMENSIONS L	H		S1
S20291-14-04T	M14X1.5	6	04		32	28.5		17
S20291-14-05	M14X1.5	8	05		33	33.5		19
S20291-16-05T	M16X1.5	8	05		32.5	35		19
S20291-16-06	M16X1.5	10	06		36.5	37		22
S20291-18-06T	M18X1.5	10	06		36.5	39		22
S20291-22-08T	M22X1.5	13	08		43.5	43.5		27
S20291-27-10T	M27X1.5	16	10		55	52		32
S20291-30-12T	M30X1.5	19	12		63	58		36
S20291-39-16T	M39X2	25	16		74	68.5		46
S20291-45-20T	M45X2	32	20		91.5	78.5		55
S20291-52-24T	M52X2	38	24		109	92		60
S20291-64-32T	M64X2	51	32		129	113.3		75

注：1、表中代号用于编织软管。 2、如需用于缠绕软管代号改为S20292-XX-XX。 Note:1.For use with braided hoses. 2.If use with spiral hoses,hose fitting series number is S20292-XX-XX.

S20291-T

D

扣压式

S20711

国标公制内螺纹74° 内锥面
GB METRIC FEMALE 74° CONE SEAT
参考 REF.GB/T 9065.1

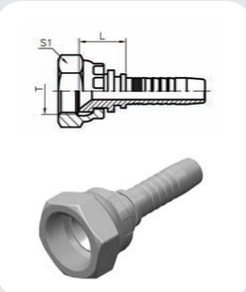

S20711-T

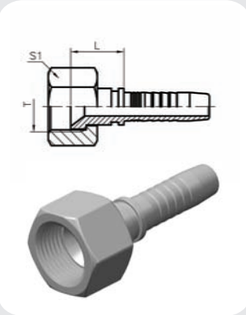

代号 PART NO.	螺纹T THREAD T	软管 HOSE BORE 公称内径DN	标号 DASH		尺寸 DIMENSIONS L			S1
S20711-12-04	M12X1.5	6	04		14.5			17
S20711-14-04T	M14X1.5	6	04		15.5			17
S20711-14-05	M14X1.5	8	05		15.5			19
S20711-14-06	M14X1.5	10	06		15.5			19
S20711-16-04T	M16X1.5	6	04		16.5			19
S20711-16-05T	M16X1.5	8	05		16.5			19
S20711-16-06	M16X1.5	10	06		16.5			22
S20711-18-05T	M18X1.5	8	05		18.5			22
S20711-18-06T	M18X1.5	10	06		17.5			22
S20711-20-06T	M20X1.5	10	06		16			24
S20711-22-08T	M22X1.5	13	08		18.5			27
S20711-27-08T	M27X1.5	13	08		20.5			32
S20711-27-10T	M27X1.5	16	10		21.5			32
S20711-30-10T	M30X1.5	16	10		21.5			36
S20711-30-12T	M30X1.5	19	12		21.5			36
S20711-33-12T	M33X2	19	12		22			41
S20711-36-12T	M36X2	19	12		21			41
S20711-36-14T	M36X2	22	14		21			41
S20711-36-16T	M36X2	25	16		22			41
S20711-39-16T	M39X2	25	16		23.5			46
S20711-42-16T	M42X2	25	16		23.5			50
S20711-45-20T	M45X2	32	20		25			55
S20711-52-24T	M52X2	38	24		25			60

注：1、表中代号用于编织软管。 2、如需用于缠绕软管代号改为S20712-XX-XX。 Note:1.For use with braided hoses. 2.If use with spiral hoses,hose fitting series number is S20712-XX-XX.

D

扣压式

S20741

45° 国标公制内螺纹74° 内锥面
45° GB METRIC FEMALE 74° CONE SEAT
参考 REF.GB/T 9065.1

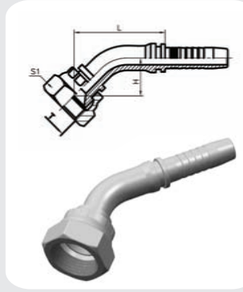

S20741-T

代号 PART NO.	螺纹T THREAD T	软管 HOSE BORE 公称内径DN	标号 DASH		尺寸 DIMENSIONS L	H		S1
S20741-12-04	M12X1.5	6	04		38	15		17
S20741-14-04T	M14X1.5	6	04		39	16		17
S20741-14-05	M14X1.5	8	05		43.5	19.5		19
S20741-14-06	M14X1.5	10	06		46	20		19
S20741-16-04T	M16X1.5	6	04		39	15.5		19
S20741-16-05T	M16X1.5	8	05		42.5	19		19
S20741-16-06	M16X1.5	10	06		46.5	20.5		22
S20741-18-05T	M18X1.5	8	05		44.5	21		22
S20741-18-06T	M18X1.5	10	06		47	23		22
S20741-22-08T	M22X1.5	13	08		56.2	23.7		27
S20741-27-08T	M27X1.5	13	08		55	22.5		32
S20741-27-10T	M27X1.5	16	10		63.5	24		32
S20741-30-10T	M30X1.5	16	10		67	27		36
S20741-30-12T	M30X1.5	19	12		72.8	30.2		36
S20741-33-12T	M33X2	19	12		72	29.5		41
S20741-36-12T	M36X2	19	12		69.5	26.5		41
S20741-36-14T	M36X2	22	14		74	28.4		41
S20741-36-16T	M36X2	25	16		81	28		41
S20741-39-16T	M39X2	25	16		82	29.4		46
S20741-45-20T	M45X2	32	20		94.5	33.8		55
S20741-52-24T	M52X2	38	24		108	39		60

注：1、表中代号用于编织软管。 2、如需用于缠绕软管代号改为S20742-XX-XX。 Note:1.For use with braided hoses. 2.If use with spiral hoses,hose fitting series number is S20742-XX-XX.

D

扣压式

S20791

90° 弯国标公制内螺纹74° 内锥面
90° GB METRIC FEMALE 74° CONE SEAT
参考 REF.GB/T 9065.1

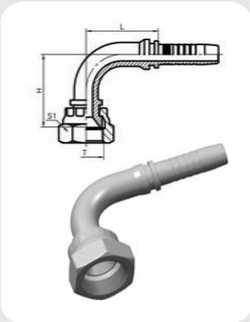

S20791-T

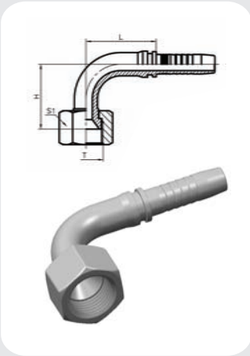

代号 PART NO.	螺纹T THREAD T	软管 HOSE BORE 公称内径DN	标号 DASH		尺寸 DIMENSIONS L	H		S1
S20791-12-04	M12X1.5	6	04		32	30		17
S20791-14-04T	M14X1.5	6	04		30	30		17
S20791-14-05	M14X1.5	8	05		33	37		19
S20791-14-06	M14X1.5	10	06		36.5	38.5		19
S20791-16-04T	M16X1.5	6	04		32	32.5		19
S20791-16-05T	M16X1.5	8	05		33	36		19
S20791-16-06	M16X1.5	10	06		36.5	39.5		22
S20791-18-05T	M18X1.5	8	05		33	38.5		22
S20791-18-06T	M18X1.5	10	06		36.5	40.5		22
S20791-22-08T	M22X1.5	13	08		43.5	46.5		27
S20791-27-08T	M27X1.5	13	08		43.5	48.5		32
S20791-27-10T	M27X1.5	16	10		55	53		32
S20791-30-10T	M30X1.5	16	10		55	54		36
S20791-30-12T	M30X1.5	19	12		64	62		36
S20791-33-12T	M33X2	19	12		64	61		41
S20791-36-12T	M36X2	19	12		64	57		41
S20791-36-14T	M36X2	22	14		68.5	63		41
S20791-36-16T	M36X2	25	16		74	64		41
S20791-39-16T	M39X2	25	16		74	66		46
S20791-45-20T	M45X2	32	20		91.5	78.5		55
S20791-52-24T	M52X2	38	24		109	92		60

注：1、表中代号用于编织软管。2、如需用于缠绕软管代号改为S20792-XX-XX。 Note:1.For use with braided hoses. 2.If use with spiral hoses,hose fitting series number is S20792-XX-XX.

D

扣压式

S50011

卡套式直管
METRIC STANDPIPE STRAIGHT

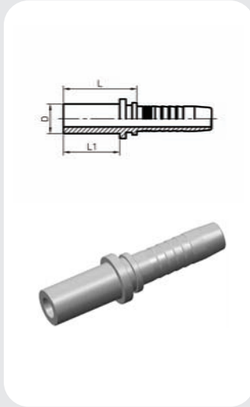

代号 PART NO.	管子外径 TUBE O.D	软管 HOSE BORE 公称内径DN	标号 DASH	尺寸 DIMENSIONS L	D		L1	备注 NOTE
S50011-06L-04	6	6	04	29.5	6		22	轻系列 (L)
S50011-10L-05	10	8	05	31	10		23	
S50011-10L-06	10	10	06	33.5	10		23	
S50011-12L-06	12	10	06	32	12		25	
S50011-12L-08	12	13	08	32.5	12		25	
S50011-15-08	15	13	08	35.5	15		25	
S50011-18-10	18	16	10	35	18		26	
S50011-22-10	22	16	10	38	22		28	
S50011-22-12	22	19	12	38	22		28	
S50011-22-16	22	25	16	39	22		28	
S50011-28-16	28	25	16	41	28		30	
S50011-35-20	35	32	20	56	35		36	
S50011-42-24	42	38	24	62	42		40	
S50011-08S-04	8	6	04	31	8		24	重系列 (S)
S50011-08S-05	8	8	05	31	8		24	
S50011-08S-06	8	10	06	31	8		24	
S50011-10S-04	10	6	04	35	10		23	
S50011-12S-04	12	6	04	33	12		25	
S50011-12S-05	12	8	05	33	12		25	
S50011-14-05	14	8	05	39.5	14		29	
S50011-14-06	14	10	06	39.5	14		29	
S50011-14-08	14	13	08	40	14		29	
S50011-16-08	16	13	08	41	16		30	
S50011-16-10	16	16	10	42	16		30	
S50011-20-10	20	16	10	52.5	20		36	
S50011-20-12	20	19	12	52.5	20		36	
S50011-25-12	25	19	12	56	25		40	
S50011-25-16	25	25	16	57	25		40	
S50011-30-16	30	25	16	63	30		44	
S50011-30-20	30	32	20	64	30		44	
S50011-38-16	38	25	16	69	38		50	
S50011-38-20	38	32	20	70	38		50	

注：1、表中代号用于编织软管。2、如需用于缠绕软管代号改为S50012-XX-XX。 Note:1.For use with braided hoses. 2.If use with spiral hoses,hose fitting series number is S50012-XX-XX.

D

扣压式

S50041

45° 弯公制卡套式直管
45° METRIC STRANDPIPE STRAIGHT

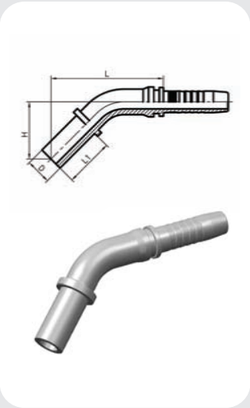

代号 PART NO.	管子外径 TUBE O.D	软管 HOSE BORE 公称内径DN	软管 HOSE BORE 标号 DASH	尺寸 DIMENSIONS L	H	D	L1	备注 NOTE
S50041-06L-04	6	6	04	52	30	6	22	轻系列 (L)
S50041-10L-05	10	8	05	54	30.5	10	23	
S50041-10L-06	10	10	06	56	31	10	23	
S50041-12L-06	12	10	06	58.5	34	12	25	
S50041-12L-08	12	13	08	73	37	12	25	
S50041-15-08	15	13	08	71	35.5	15	25	
S50041-18-10	18	16	10	85	39.5	18	26	
S50041-22-10	22	16	10	87	42	22	28	
S50041-22-12	22	19	12	93.5	45.5	22	28	
S50041-22-16	22	25	16	101	46.5	22	28	
S50041-28-16	28	25	16	104	49.5	28	30	
S50041-35-20	35	32	20	119	57.5	35	36	
S50041-08S-04	8	6	04	54	30	8	24	重系列 (S)
S50041-08S-05	8	8	05	56	32	8	24	
S50041-08S-06	8	10	06	58	33	8	24	
S50041-10S-04	10	6	04	54	31	10	23	
S50041-12S-04	12	6	04	57	35	12	25	
S50041-12S-05	12	8	05	59	35.5	12	25	
S50041-14-05	14	8	05	61	37	14	29	
S50041-14-06	14	10	06	62	37.5	14	29	
S50041-14-08	14	13	08	74	38.5	14	29	
S50041-16-08	16	13	08	77	41.5	16	30	
S50041-16-10	16	16	10	88	43	16	30	
S50041-20-10	20	16	10	93	48	20	36	
S50041-20-12	20	19	12	101	52.5	20	36	
S50041-25-12	25	19	12	102	54	25	40	
S50041-25-16	25	25	16	110	55	25	40	
S50041-30-16	30	25	16	114	59.5	30	44	
S50041-30-20	30	32	20	125	63.5	30	44	
S50041-38-16	38	25	16	119	63.5	38	50	
S50041-38-20	38	32	20	129	68	38	50	

注：1、表中代号用于编织软管。 2、如需用于缠绕软管代号改为S50042-XX-XX。 Note:1.For use with braided hoses. 2.If use with spiral hoses,hose fitting series number is S50042-XX-XX.

D

扣压式

S50091

90° 弯公制卡套式直管
90° METRIC STRANDPIPE STRAIGHT

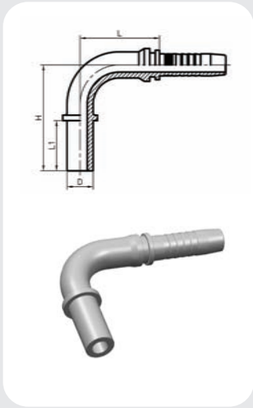

代号 PART NO.	管子外径 TUBE O.D	软管 HOSE BORE 公称内径DN	软管 HOSE BORE 标号 DASH	尺寸 DIMENSIONS L	H	D	L1	备注 NOTE
S50091-06L-04	6	6	04	31	44	6	22	轻系列 (L)
S50091-10L-05	10	8	05	33	53	10	23	
S50091-10L-06	10	10	06	36.5	55	10	23	
S50091-12L-06	12	10	06	36.5	60	12	25	
S50091-12L-08	12	13	08	43.5	67	12	25	
S50091-15-08	15	13	08	43.5	69	15	25	
S50091-18-10	18	16	10	55	73	18	26	
S50091-22-10	22	16	10	55	75	22	28	
S50091-22-12	22	19	12	64	86	22	28	
S50091-22-16	22	25	16	74	91.5	22	28	
S50091-28-16	28	25	16	74	93.5	28	30	
S50091-35-20	35	32	20	91.5	112.5	35	36	
S50091-08S-04	8	6	04	30	48	8	24	重系列 (S)
S50091-08S-05	8	8	05	33	55	8	24	
S50091-08S-06	8	10	06	36.5	58	8	24	
S50091-10S-04	10	6	04	32	50	10	23	
S50091-12S-04	12	6	04	32	50	12	23	
S50091-12S-05	12	8	05	33	60	12	23	
S50091-14-06	14	10	06	36.5	63	14	29	
S50091-14-08	14	13	08	43.5	69	14	29	
S50091-16-08	16	13	08	43.5	70	16	30	
S50091-16-10	16	16	10	55	77.5	16	30	
S50091-20-10	20	16	10	55	83.5	20	36	
S50091-20-12	20	19	12	64	95.5	20	36	
S50091-25-12	25	19	12	64	99.5	25	40	
S50091-25-16	25	25	16	74	103.5	25	40	
S50091-30-16	30	25	16	74	109.5	30	40	
S50091-30-20	30	32	20	91.5	120.5	30	44	
S50091-38-16	38	25	16	74	115.5	38	50	
S50091-38-20	38	32	20	91.5	126.5	38	50	

注：1、表中代号用于编织软管。 2、如需用于缠绕软管代号改为S50092-XX-XX。 Note:1.For use with braided hoses. 2.If use with spiral hoses,hose fitting series number is S50092-XX-XX.

D

扣压式

S12611

英管外螺纹60° 内锥面
BSP MALE 60° CONE SEAT

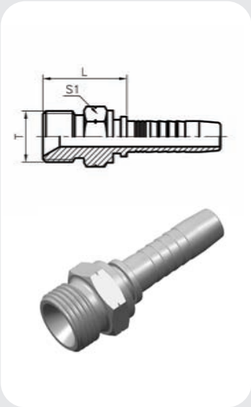

代号 PART NO.	螺纹T THREAD T	软管 HOSE BORE 公称内径DN	标号 DASH		尺寸 DIMENSIONS L			S1
S12611-04-04	G1/4"X19	6	04		24.5			14
S12611-06-05	G3/8"X19	8	05		27.5			17
S12611-06-06	G3/8"X19	10	06		27.5			17
S12611-06-08	G3/8"X19	13	08		26.5			19
S12611-08-06	G1/2"X14	10	06		30.5			22
S12611-08-08	G1/2"X14	13	08		31			22
S12611-10-08	G5/8"X14	13	08		32.5			24
S12611-10-10	G5/8"X14	16	10		33.5			24
S12611-12-08	G3/4"X14	13	08		35.5			27
S12611-12-10	G3/4"X14	16	10		36.5			27
S12611-12-12	G3/4"X14	19	12		36.5			27
S12611-16-12	G1"X11	19	12		39.5			36
S12611-16-16	G1"X11	25	16		41.5			36
S12611-20-16	G1.1/4"X11	25	16		43.5			46
S12611-20-20	G1.1/4"X11	32	20		44.5			46
S12611-24-20	G1.1/2"X11	32	20		46			50
S12611-24-24	G1.1/2"X11	38	24		46			50
S12611-32-32	G2"X11	51	32		53.5			65

注：1、表中代号用于编织软管。 2、如需用于缠绕软管代号改为S12612-XX-XX。 Note:1.For use with braided hoses. 2.If use with spiral hoses,hose fitting series number is S12612-XX-XX.

S12611A

英管外螺纹60° 内锥面或六角端面组合垫密封的双用接头
BSP MALE DOUBLE USE FOR 60° CONE SEAT OR BONDED SEAL

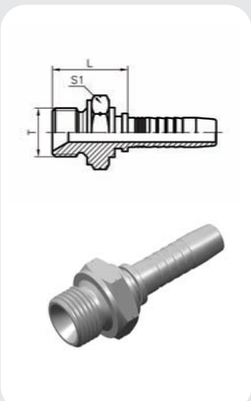

代号 PART NO.	螺纹T THREAD T	软管 HOSE BORE 公称内径DN	标号 DASH		尺寸 DIMENSIONS L			S1
S12611A-04-04	G1/4"X19	6	04		25.5			19
S12611A-06-05	G3/8"X19	8	05		27.5			22
S12611A-06-06	G3/8"X19	10	06		26			22
S12611A-06-08	G3/8"X19	13	08		28			22
S12611A-08-06	G1/2"X14	10	06		32			27
S12611A-08-08	G1/2"X14	13	08		33			27
S12611A-08-10	G1/2"X14	16	10		34			27
S12611A-10-08	G5/8"X14	13	08		36			30
S12611A-10-10	G5/8"X14	16	10		37			30
S12611A-12-08	G3/4"X14	13	08		35			32
S12611A-12-10	G3/4"X14	16	10		36			32
S12611A-12-12	G3/4"X14	19	12		37			32
S12611A-16-12	G1"X11	19	12		39			41
S12611A-16-16	G1"X11	25	16		42			41
S12611A-20-16	G1.1/4"X11	25	16		45			50
S12611A-20-20	G1.1/4"X11	32	20		45			50
S12611A-24-20	G1.1/2"X11	32	20		46			55
S12611A-24-24	G1.1/2"X11	38	24		49			55
S12611A-32-32	G2"X11	51	32		54.5			70

注：1、表中代号用于编织软管。 2、如需用于缠绕软管代号改为S12612A-XX-XX。 Note:1.For use with braided hoses. 2.If use with spiral hoses,hose fitting series number is S12612A-XX-XX.

D

扣压式

S22611

英管内螺纹60° 外锥面
BSP FEMALE 60° CONE

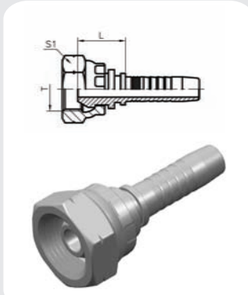

S22611-T

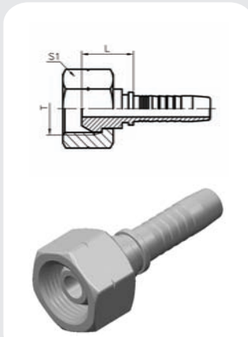

代号 PART NO.	螺纹T THREAD T	软管 HOSE BORE 公称内径DN	标号 DASH		尺寸 DIMENSIONS L			S1
S22611-02-04	G1/8 " X28	6	04		16			14
S22611-04-04	G1/4 " X19	6	04		19			19
S22611-04-05	G1/4 " X19	8	05		19			19
S22611-04-06	G1/4 " X19	10	06		19			19
S22611-06-04T	G3/8 " X19	6	04		18			22
S22611-06-05T	G3/8 " X19	8	05		19			22
S22611-06-06	G3/8 " X19	10	06		19.5			22
S22611-06-08	G3/8 " X19	13	08		20			22
S22611-08-06T	G1/2 " X14	10	06		20.5			27
S22611-08-08	G1/2 " X14	13	08		21.5			27
S22611-10-08T	G5/8 " X14	13	08		22.5			30
S22611-10-10	G5/8 " X14	16	10		23			30
S22611-12-10T	G3/4 " X14	16	10		23			32
S22611-12-12	G3/4 " X14	19	12		24			32
S22611-16-12T	G1 " X11	19	12		24			41
S22611-16-16	G1 " X11	25	16		26			41
S22611-20-16T	G1.1/4 " X11	25	16		27.5			50
S22611-20-20	G1.1/4 " X11	32	20		30.5			50
S22611-24-20T	G1.1/2 " X11	32	20		32			55
S22611-24-24	G1.1/2 " X11	38	24		31.5			55
S22611-32-24T	G2 " X11	38	24		33.5			70
S22611-32-32	G2 " X11	51	32		34			70

注：1、表中代号用于编织软管。 2、如需用于缠绕软管代号改为S22612-XX-XX。 Note:1.For use with braided hoses. 2.If use with spiral hoses,hose fitting series number is S22612-XX-XX.

D

扣压式

S22641

45° 弯英管内螺纹60° 外锥面
45° BSP FEMALE 60° CONE

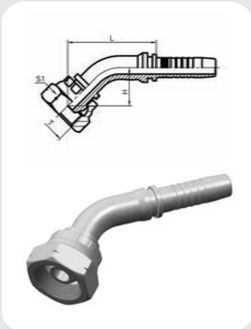

S22641-T

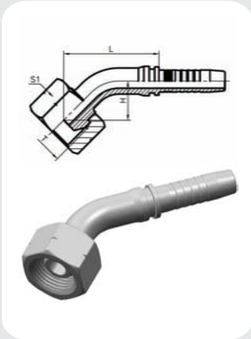

代号 PART NO.	螺纹T THREAD T	软管 HOSE BORE 公称内径DN	标号 DASH		尺寸 DIMENSIONS L	H		S1
S22641-02-04	G1/8 " X28	6	04		42	19. 5		14
S22641-04-04	G1/4 " X19	6	04		42.3	18		19
S22641-04-05	G1/4 " X19	8	05		46	22		19
S22641-04-06	G1/4 " X19	10	06		48.5	22		19
S22641-06-04T	G3/8 " X19	6	04		41.5	18. 2		22
S22641-06-05T	G3/8 " X19	8	05		46	22		22
S22641-06-06	G3/8 " X19	10	06		48	22		22
S22641-06-08	G3/8 " X19	13	08		57	24. 5		22
S22641-08-06T	G1/2 " X14	10	06		50	24		27
S22641-08-08	G1/2 " X14	13	08		59.3	26		27
S22641-10-08T	G5/8 " X14	13	08		59	26. 5		30
S22641-10-10	G5/8 " X14	16	10		71	27. 8		30
S22641-12-10T	G3/4 " X14	16	10		68.5	28. 8		32
S22641-12-12T	G3/4 " X14	19	12		74.5	32		32
S22641-16-12T	G1 " X11	19	12		75.5	32. 5		41
S22641-16-16T	G1 " X11	25	16		87	34		41
S22641-20-16T	G1.1/4 " X11	25	16		89	36		50
S22641-20-20T	G1.1/4 " X11	32	20		101	40		50
S22641-24-20T	G1.1/2 " X11	32	20		101.5	40. 8		55
S22641-24-24	G1.1/2 " X11	38	24		117	47		55
S22641-32-24T	G2 " X11	38	24		119.5	50. 5		70
S22641-32-32	G2 " X11	51	32		137	56. 2		70

注：1、表中代号用于编织软管。 2、如需用于缠绕软管代号改为S26412-XX-XX。 Note:1.For use with braided hoses. 2.If use with spiral hoses,hose fitting series number is S26412-XX-XX.

D

扣压式

S22691

90° 弯英管内螺纹60° 外锥面
90° BSP FEMALE 60° CONE



S22691-T

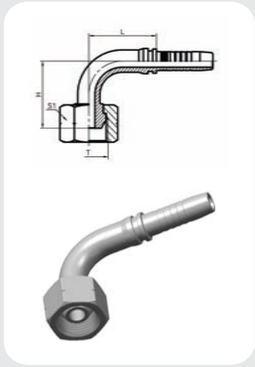

代号 PART NO.	螺纹T THREAD T	软管 HOSE BORE 公称内径DN	标号 DASH		尺寸 DIMENSIONS L	H		S1
S22691-02-04	G1/8 " X28	6	04		30	29		14
S22691-04-04	G1/4 " X19	6	04		32	30		19
S22691-04-05	G1/4 " X19	8	05		33	40		19
S22691-04-06	G1/4 " X19	10	06		36. 5	42		19
S22691-06-04T	G3/8 " X19	6	04		30	33		22
S22691-06-05T	G3/8 " X19	8	05		30	39		22
S22691-06-06	G3/8 " X19	10	06		36. 5	42		22
S22691-06-08	G3/8 " X19	13	08		43. 5	58.5		22
S22691-08-06T	G1/2 " X14	10	06		36. 5	44.5		27
S22691-08-08	G1/2 " X14	13	08		43. 5	50		27
S22691-10-08T	G5/8 " X14	13	08		43. 5	50.5		30
S22691-10-10	G5/8 " X14	16	10		56	55		30
S22691-12-10T	G3/4 " X14	16	10		56	56.5		32
S22691-12-12	G3/4 " X14	19	12		64	65		32
S22691-16-12T	G1 " X11	19	12		64	61		41
S22691-16-16	G1 " X11	25	16		74	74		41
S22691-20-16T	G1.1/4 " X11	25	16		73	77		50
S22691-20-20	G1.1/4 " X11	32	20		92	90		50
S22691-24-20T	G1.1/2 " X11	32	20		92	88.5		55
S22691-24-24	G1.1/2 " X11	38	24		110	105		55
S22691-32-24T	G2 " X11	38	24		109	108		70
S22691-32-32	G2 " X11	51	32		128	128.5		70

注：1、表中代号用于编织软管。 2、如需用于缠绕软管代号改为S22692-XX-XX。 Note:1.For use with braided hoses. 2.If use with spiral hoses,hose fitting series number is S22692-XX-XX.

D

扣压式

S22611-OR

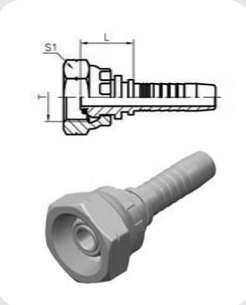

S22611-ORT

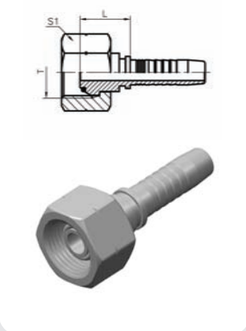

英管内螺纹60° 外锥面带O形圈
BSP FEMALE 60° O-RING CONE

代号 PART NO.	螺纹T THREAD T	软管 HOSE BORE 公称内径DN	标号 DASH		尺寸 DIMENSIONS L			S1
S22611-02-04OR	G1/8 " X28	6	04		15			14
S22611-04-04OR	G1/4 " X19	6	04		19			19
S22611-04-05OR	G1/4 " X19	8	05		19			19
S22611-04-06OR	G1/4 " X19	10	06		19			19
S22611-06-04ORT	G3/8 " X19	6	04		18			22
S22611-06-05ORT	G3/8 " X19	8	05		19			22
S22611-06-06OR	G3/8 " X19	10	06		19.5			22
S22611-06-08OR	G3/8 " X19	13	08		20			22
S22611-08-06ORT	G1/2 " X14	10	06		21			27
S22611-08-08OR	G1/2 " X14	13	08		21.5			27
S22611-10-08ORT	G5/8 " X14	13	08		21.5			30
S22611-10-10OR	G5/8 " X14	16	10		23			30
S22611-12-10ORT	G3/4 " X14	16	10		23			32
S22611-12-12OR	G3/4 " X14	19	12		24			32
S22611-16-12ORT	G1 " X11	19	12		25			41
S22611-16-16OR	G1 " X11	25	16		27			41
S22611-20-16ORT	G1.1/4 " X11	25	16		28.5			50
S22611-20-20OR	G1.1/4 " X11	32	20		30.5			50
S22611-24-20ORT	G1.1/2 " X11	32	20		32			55
S22611-24-24OR	G1.1/2 " X11	38	24		31.5			55
S22611-32-24ORT	G2 " X11	38	24		33.5			70
S22611-32-32OR	G2 " X11	51	32		34			70

注：1、表中代号用于编织软管。 2、如需用于缠绕软管代号改为S22612-XX-XX。 Note:1.For use with braided hoses. 2.If use with spiral hoses,hose fitting series number is S22612-XX-XX.

D

扣压式

S22641-OR

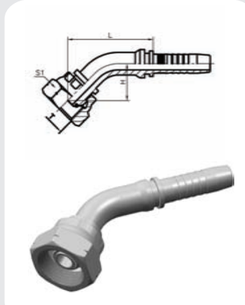

S22641-ORT

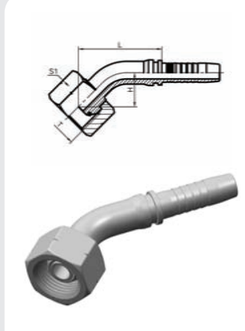

45° 弯英管内螺纹60° 外锥面带O形圈
45° BSP FEMALE 60° O-RING CONE

代号 PART NO.	螺纹T THREAD T	软管 HOSE BORE 公称内径DN	标号 DASH		尺寸 DIMENSIONS L	H		S1
S22641-02-04OR	G1/8 " X28	6	04		42	19. 5		14
S22641-04-04OR	G1/4 " X19	6	04		41. 5	20. 2		19
S22641-04-05OR	G1/4 " X19	8	05		46	22		19
S22641-04-06OR	G1/4 " X19	10	06		48. 5	22		19
S22641-06-04ORT	G3/8 " X19	6	04		41.5	18. 2		22
S22641-06-05ORT	G3/8 " X19	8	05		46	22		22
S22641-06-06OR	G3/8 " X19	10	06		48.2	22. 2		22
S22641-06-08OR	G3/8 " X19	13	08		57	24		22
S22641-08-06ORT	G1/2 " X14	10	06		50	24		27
S22641-08-08OR	G1/2 " X14	13	08		58.3	25. 8		27
S22641-10-08ORT	G5/8 " X14	13	08		59	26. 5		30
S22641-10-10OR	G5/8 " X14	16	10		67.4	27. 7		30
S22641-12-10ORT	G3/4 " X14	16	10		68.5	28. 8		32
S22641-12-12OR	G3/4 " X14	19	12		74.6	32		32
S22641-16-12ORT	G1 " X11	19	12		75.5	32. 5		41
S22641-16-16OR	G1 " X11	25	16		86.4	34		41
S22641-20-16ORT	G1.1/4 " X11	25	16		87	34		50
S22641-20-20OR	G1.1/4 " X11	32	20		101	40		50
S22641-24-20ORT	G1.1/2 " X11	32	20		101	40		55
S22641-24-24OR	G1.1/2 " X11	38	24		118	49		55
S22641-32-24ORT	G2 " X11	38	24		119.5	50. 5		70
S22641-32-32OR	G2 " X11	51	32		136.2	56. 4		70

注：1、表中代号用于编织软管。 2、如需用于缠绕软管代号改为S22642-XX-XX。 Note:1.For use with braided hoses. 2.If use with spiral hoses,hose fitting series number is S22642-XX-XX.

D

扣压式

S22691-OR

90° 弯英管内螺纹60° 外锥面带O形圈
90° BSP FEMALE 60° O-RING CONE

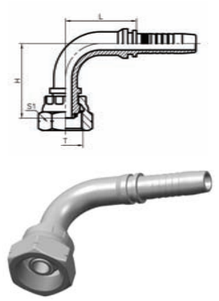

S22691-ORT

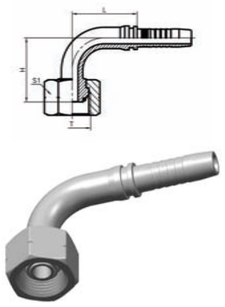

代号 PART NO.	螺纹T THREAD T	软管 HOSE BORE 公称内径DN	标号 DASH		尺寸 DIMENSIONS L	H	S1	
S22691-02-04OR	G1/8 " X28	6	04		32	34	14	
S22691-04-04OR	G1/4 " X19	6	04		32	36	19	
S22691-04-05OR	G1/4 " X19	8	05		33	40	19	
S22691-04-06OR	G1/4 " X19	10	06		36. 5	42	19	
S22691-06-04ORT	G3/8 " X19	6	04		32	35	22	
S22691-06-05ORT	G3/8 " X19	8	05		33	39	22	
S22691-06-06OR	G3/8 " X19	10	06		36. 5	42	22	
S22691-06-08OR	G3/8 " X19	13	08		43. 5	47. 5	22	
S22691-08-06ORT	G1/2 " X14	10	06		36. 5	44. 5	27	
S22691-08-08OR	G1/2 " X14	13	08		43. 5	50.5	27	
S22691-10-08ORT	G5/8 " X14	13	08		43. 5	49. 5	30	
S22691-10-10OR	G5/8 " X14	16	10		56	55	30	
S22691-12-10ORT	G3/4 " X14	16	10		55	56. 5	32	
S22691-12-12OR	G3/4 " X14	19	12		64	64. 5	32	
S22691-16-12ORT	G1 " X11	19	12		64	61	41	
S22691-16-16OR	G1 " X11	25	16		74	74	41	
S22691-20-16ORT	G1.1/4 " X11	25	16		74	77	50	
S22691-20-20OR	G1.1/4 " X11	32	20		91. 5	90	50	
S22691-24-20ORT	G1.1/2 " X11	32	20		91. 5	88. 5	55	
S22691-24-24OR	G1.1/2 " X11	38	24		109	105	55	
S22691-32-24ORT	G2 " X11	38	24		109	103	70	
S22691-32-32OR	G2 " X11	51	32		129	130	70	

注：1、表中代号用于编织软管。 2、如需用于缠绕软管代号改为S22692-XX-XX。 Note:1.For use with braided hoses. 2.If use with spiral hoses,hose fitting series number is S22692-XX-XX.

S22611D

英管内螺纹60° 外锥面双六角
BSP FEMALE 60° CONE DOUBLE HEXAGON



代号 PART NO.	螺纹T THREAD T	软管 HOSE BORE 公称内径DN	标号 DASH		尺寸 DIMENSIONS L	S1	S2	
S22611D-04-04	G1/4 " X19	6	04		23. 5	19	19	
S22611D-06-06	G3/8 " X19	10	06		26. 5	22	22	
S22611D-08-08	G1/2 " X14	13	08		31	27	27	
S22611D-10-08	G5/8 " X14	13	08		32	30	30	
S22611D-12-08	G3/4 " X14	13	08		33	32	32	
S22611D-12-12	G3/4 " X14	19	12		34	32	32	
S22611D-16-16	G1 " X11	25	16		35. 5	41	41	
S22611D-20-20	G1.1/4 " X11	32	20		43. 5	50	50	

注：1、表中代号用于编织软管。 2、如需用于缠绕软管代号改为S22612D-XX-XXSM。 Note:1.For use with braided hoses. 2.If use with spiral hoses,hose fitting series number is S22612D-XX-XXSM.

D

扣压式

S22611D-SM

英管内螺纹60° 外锥面双六角
BSP FEMALE 60° CONE DOUBLE HEXAGON

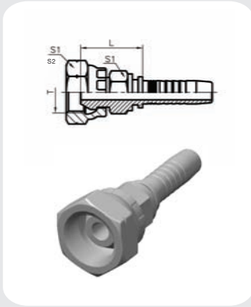

代号 PART NO.	螺纹T THREAD T	软管 HOSE BORE 公称内径DN	标号 DASH		尺寸 DIMENSIONS L	S1	S2	
S22611D-04-04SM	G1/4 " X19	6	04		23	14	19	
S22611D-06-06SM	G3/8 " X19	10	06		25	17	22	
S22611D-08-08SM	G1/2 " X14	13	08		28. 5	22	27	
S22611D-10-08SM	G5/8 " X14	13	08		30	22	30	
S22611D-12-08SM	G3/4 " X14	13	08		31. 5	27	32	
S22611D-12-12SM	G3/4 " X14	19	12		32. 5	27	32	
S22611D-16-16SM	G1 " X11	25	16		36. 3	32	41	
S22611D-20-20SM	G1.1/4 " X11	32	20		41. 5	41	50	

注：1、表中代号用于编织软管。 2、如需用于缠绕软管代号改为S22612D-XX-XXSM。 Note:1.For use with braided hoses. 2.If use with spiral hoses,hose fitting series number is S22612D-XX-XXSM.

S22691K

90° 弯英管短身内螺纹60° 外锥面
90° BSP COMPACT FEMALE 60° CONE

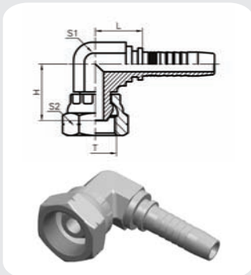

代号 PART NO.	螺纹T THREAD T	软管 HOSE BORE 公称内径DN	标号 DASH		尺寸 DIMENSIONS L	H	S1	S2
S22691K-04-04	G1/4 " X19	6	04		17.5	22	14	19
S22691K-06-04	G3/8 " X19	6	04		20	24	16	22
S22691K-06-05	G3/8 " X19	8	05		20	24	16	22
S22691K-06-06	G3/8 " X19	10	06		20	24	16	22
S22691K-08-06	G1/2 " X14	10	06		23	26.5	19	27
S22691K-08-08	G1/2 " X14	13	08		23.5	28.5	19	27
S22691K-10-10	G5/8 " X14	16	10		25	29.5	22	30
S22691K-12-12	G3/4 " X14	19	12		27.5	33	27	32
S22691K-16-16	G1 " X11	25	16		32.5	38.1	33	41

D

扣压式

S13011

英锥管外螺纹
BSPT MALE

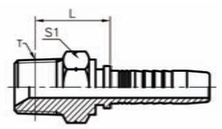

代号 PART NO.	螺纹T THREAD T	软管 HOSE BORE 公称内径DN	标号 DASH		尺寸 DIMENSIONS L			S1
S13011-02-04	R1/8"X28	6	04		18.5			12
S13011-04-04	R1/4"X19	6	04		21			17
S13011-04-05	R1/4"X19	8	05		21			17
S13011-04-06	R1/4"X19	10	06		21			17
S13011-06-04	R3/8"X19	6	04		21.1			17
S13011-06-05	R3/8"X19	8	05		21.1			17
S13011-06-06	R3/8"X19	10	06		21.1			17
S13011-06-08	R3/8"X19	13	08		23.6			19
S13011-08-06	R1/2"X14	10	06		26.3			22
S13011-08-08	R1/2"X14	13	08		26.8			22
S13011-08-10	R1/2"X14	16	10		26.8			22
S13011-08-12	R1/2"X14	19	12		29.8			27
S13011-12-08	R3/4"X14	13	08		27.5			27
S13011-12-10	R3/4"X14	16	10		28.5			27
S13011-12-12	R3/4"X14	19	12		29.3			27
S13011-12-16	R3/4"X14	25	16		30			32
S13011-16-12	R1"X11	19	12		35.1			36
S13011-16-16	R1"X11	25	16		36.1			36
S13011-20-20	R1.1/4"X11	32	20		36.8			46
S13011-24-24	R1.1/2"X11	38	24		38.8			50
S13011-32-24	R2"X11	38	24		42.1			65
S13011-32-32	R2"X11	51	32		42.1			65

注：1、表中代号用于编织软管。 2、如需用于缠绕软管代号改为S13012-XX-XX。 Note:1.For use with braided hoses. 2.If use with spiral hoses,hose fitting series number is S13012-XX-XX.

软管接头系列 HOSE FITTING 扣压式 Swaged Hose Fitting Sannke®

D

扣压式

S22111

英管内螺纹球面
BSP FEMALE MULTISEAL

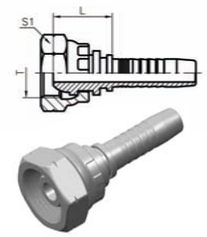

S22111-T

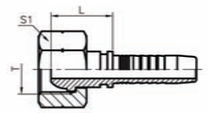

代号 PART NO.	螺纹T THREAD T	软管 HOSE BORE 公称内径DN	标号 DASH		尺寸 DIMENSIONS L			S1
S22111-02-04	G1/8"X28	6	04		17.5			14
S22111-04-04	G1/4"X19	6	04		19.5			19
S22111-06-05T	G3/8"X19	8	05		20			22
S22111-06-06	G3/8"X19	10	06		20.5			22
S22111-06-08	G3/8"X19	13	08		21			22
S22111-08-06T	G1/2"X14	10	06		23			27
S22111-08-08	G1/2"X14	13	08		24			27
S22111-08-10	G1/2"X14	16	10		24.5			27
S22111-10-08T	G5/8"X14	13	08		24			30
S22111-10-10	G5/8"X14	16	10		25			30
S22111-10-12	G5/8"X14	19	12		25			30
S22111-12-10T	G3/4"X14	16	10		26			32
S22111-12-12	G3/4"X14	19	12		26			32
S22111-16-12T	G1"X11	19	12		27			41
S22111-16-16	G1"X11	25	16		28			41
S22111-20-16T	G1.1/4"X11	25	16		28			50
S22111-20-20	G1.1/4"X11	32	20		31.5			50
S22111-24-20T	G1.1/2"X11	32	20		33			55
S22111-24-24	G1.1/2"X11	38	24		33			55
S22111-32-24T	G2"X11	38	24		35			70
S22111-32-32	G2"X11	51	32		35			70

注：1、表中代号用于编织软管。 2、如需用于缠绕软管代号改为S22112-XX-XX。 Note:1.For use with braided hoses. 2.If use with spiral hoses,hose fitting series number is S22112-XX-XX.

D

扣压式

S22141

45° 弯英管内螺纹球面
45° BSP FEMALE MULTISEAL

S22141-T

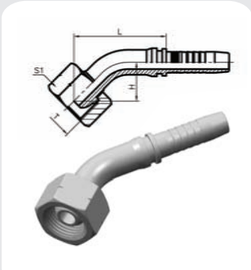

代号 PART NO.	螺纹T THREAD T	软管 HOSE BORE 公称内径DN	标号 DASH		尺寸 DIMENSIONS L	H		S1
S22141-02-04	G1/8 " X28	6	04		43	21. 6		14
S22141-04-04	G1/4 " X19	6	04		43	21. 6		19
S22141-06-05T	G3/8 " X19	8	05		46	22.9		22
S22141-06-06	G3/8 " X19	10	06		50	23. 9		22
S22141-06-08	G3/8 " X19	13	08		58	25. 5		22
S22141-08-06T	G1/2 " X14	10	06		51	25		27
S22141-08-08	G1/2 " X14	13	08		61	26. 8		27
S22141-08-10	G1/2 " X14	16	10		68	28		27
S22141-10-08T	G5/8 " X14	13	08		60	27. 5		30
S22141-10-10	G5/8 " X14	16	10		68.5	28. 8		30
S22141-10-12	G5/8 " X14	19	12		74.5	32		30
S22141-12-10T	G3/4 " X14	16	10		67	27		32
S22141-12-12	G3/4 " X14	19	12		76	33. 7		32
S22141-16-12T	G1 " X11	19	12		81.6	33		41
S22141-16-16	G1 " X11	25	16		88	35. 1		41
S22141-20-16T	G1.1/4 " X11	25	16		89.5	36. 5		50
S22141-20-20	G1.1/4 " X11	32	20		101.5	40. 8		50
S22141-24-20T	G1.1/2 " X11	32	20		104	43		55
S22141-24-24	G1.1/2 " X11	38	24		117.5	48. 2		55
S22141-32-24T	G2 " X11	38	24		120	51		70
S22141-32-32	G2 " X11	51	32		138	57		70

注：1、表中代号用于编织软管。 2、如需用于缠绕软管代号改为S22142-XX-XX。 Note:1.For use with braided hoses. 2.If use with spiral hoses,hose fitting series number is S22142-XX-XX.

D

扣压式

S22191

90° 弯英管内螺纹球面
90° BSP FEMALE MULTISEAL

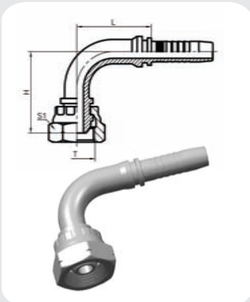

S22191-T

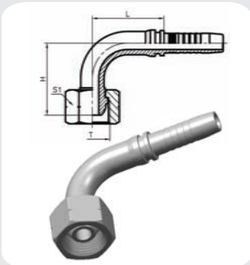

代号 PART NO.	螺纹T THREAD T	软管 HOSE BORE 公称内径DN	标号 DASH		尺寸 DIMENSIONS L	H		S1
S22191-02-04	G1/8 " X28	6	04		30.5	33		14
S22191-04-04	G1/4 " X19	6	04		30.5	37		19
S22191-06-05T	G3/8 " X19	8	05		33	41. 5		22
S22191-06-06	G3/8 " X19	10	06		36.5	43. 5		22
S22191-06-08	G3/8 " X19	13	08		43.5	49		22
S22191-08-06T	G1/2 " X14	10	06		36.5	46		27
S22191-08-08	G1/2 " X14	13	08		43.5	51. 5		27
S22191-08-10	G1/2 " X14	16	10		55	56		27
S22191-10-08T	G5/8 " X14	13	08		43.5	52		30
S22191-10-10	G5/8 " X14	16	10		55	56. 5		30
S22191-10-12	G5/8 " X14	19	12		64	64. 5		30
S22191-12-10T	G3/4 " X14	16	10		55	58. 5		32
S22191-12-12	G3/4 " X14	19	12		63	66. 5		32
S22191-16-12T	G1 " X11	19	12		63	67. 5		41
S22191-16-16	G1 " X11	25	16		74	74. 5		41
S22191-20-16T	G1.1/4 " X11	25	16		74	76. 5		50
S22191-20-20	G1.1/4 " X11	32	20		91.5	89		50
S22191-24-20T	G1.1/2 " X11	32	20		91.5	92. 5		55
S22191-24-24	G1.1/2 " X11	38	24		109	106		55
S22191-32-24T	G2 " X11	38	24		109	105		70
S22191-32-32	G2 " X11	51	32		129	125. 5		70

注：1、表中代号用于编织软管。 2、如需用于缠绕软管代号改为S22192-XX-XX。 Note:1.For use with braided hoses. 2.If use with spiral hoses,hose fitting series number is S22192-XX-XX.

S28611

日本公制内螺纹60° 内锥面
JIS METRIC FEMALE 60° CONE SEAT

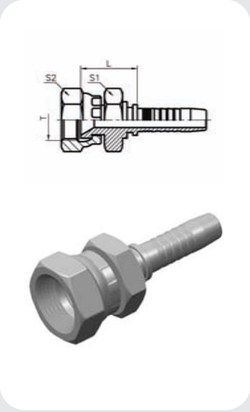

代号 PART NO.	螺纹T THREAD T	软管 HOSE BORE 公称内径DN	标号 DASH		尺寸 DIMENSIONS L	S1	S2	
S28611-12-04	M12X1.5	6	04		20.5	17	17	
S28611-14-04	M14X1.5	6	04		21	19	19	
S28611-14-06	M14X1.5	10	06		21	19	19	
S28611-16-04	M16X1.5	6	04		24	22	22	
S28611-16-05	M16X1.5	8	05		24	22	22	
S28611-16-06	M16X1.5	10	06		24	22	22	
S28611-18-06	M18X1.5	10	06		25	24	24	
S28611-18-08	M18X1.5	13	08		25.5	24	24	
S28611-20-08	M20X1.5	13	08		28.5	27	27	
S28611-22-08	M22X1.5	13	08		25.5	27	27	
S28611-24-08	M24X1.5	13	08		28	32	32	
S28611-24-10	M24X1.5	16	10		28.5	32	32	
S28611-27-10	M27X1.5	16	10		28.5	32	32	
S28611-30-12	M30X1.5	19	12		28.5	36	36	
S28611-33-12	M33X1.5	19	12		31	41	41	
S28611-33-16	M33X1.5	25	16		32	41	41	
S28611-36-20	M36X1.5	32	20		35.5	46	46	

注：1、表中代号用于编织软管。 2、如需用于缠绕软管代号改为S28612-XX-XX。 Note:1.For use with braided hoses. 2.If use with spiral hoses,hose fitting series number is S28612-XX-XX.

D

扣压式

S28611GM

日本公制内螺纹60° 内锥面
JIS METRIC FEMALE 60° CONE SEAT

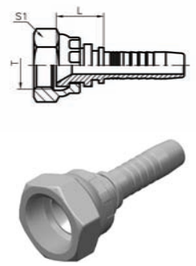

代号 PART NO.	螺纹T THREAD T	软管 HOSE BORE 公称内径DN	标号 DASH		尺寸 DIMENSIONS L			S1
S28611GM-12-04	M12X1.5	6	04		20			17
S28611GM-14-04	M14X1.5	6	04		21			19
S28611GM-14-06	M14X1.5	10	06		21			19
S28611GM-16-04	M16X1.5	6	04		24			22
S28611GM-16-05	M16X1.5	8	05		24			22
S28611GM-16-06	M16X1.5	10	06		24			22
S28611GM-18-06	M18X1.5	10	06		25			24
S28611GM-18-08	M18X1.5	13	08		24.5			24
S28611GM-20-08	M20X1.5	13	08		28.5			27
S28611GM-22-08	M22X1.5	13	08		25.5			27
S28611GM-24-08	M24X1.5	13	08		27.5			32
S28611GM-24-10	M24X1.5	16	10		28.5			32
S28611GM-27-10	M27X1.5	16	10		28.5			32
S28611GM-30-12	M30X1.5	19	12		28.5			36
S28611GM-33-12	M33X1.5	19	12		31			41
S28611GM-33-16	M33X1.5	25	16		32			41
S28611GM-36-20	M36X1.5	32	20		35.5			46

注：1、表中代号用于编织软管。 2、如需用于缠绕软管代号改为S28612GM-XX-XX。 Note:1.For use with braided hoses. 2.If use with spiral hoses,hose fitting series number is S28612GM-XX-XX.

S28641

45° 弯日本公制内螺纹60° 内锥面
45° JIS METRIC FEMALE 60° CONE SEAT

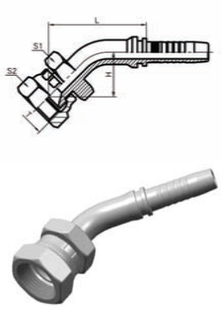

代号 PART NO.	螺纹T THREAD T	软管 HOSE BORE 公称内径DN	标号 DASH		尺寸 DIMENSIONS L	H	S1	S2
S28641-12-04	M12X1.5	6	04		42.5	19	17	17
S28641-14-04	M14X1.5	6	04		42.5	19	19	19
S28641-14-06	M14X1.5	10	06		49	23	19	19
S28641-16-04	M16X1.5	6	04		45	21.5	22	22
S28641-16-05	M16X1.5	8	05		49	25.5	22	22
S28641-16-06	M16X1.5	10	06		51.5	25.5	22	22
S28641-18-06	M18X1.5	10	06		52	26	24	24
S28641-18-08	M18X1.5	13	08		61	28.5	24	24
S28641-22-08	M22X1.5	13	08		61	28.5	27	27
S28641-24-08	M24X1.5	13	08		62.5	30	32	32
S28641-24-10	M24X1.5	16	10		71	31	32	32
S28641-30-12	M30X1.5	19	12		77	34	36	36
S28641-33-12	M33X1.5	19	12		78.5	36	41	41
S28641-33-16	M33X1.5	25	16		90	37	41	41
S28641-36-20	M36X1.5	32	20		104	43.5	46	46

注：1、表中代号用于编织软管。 2、如需用于缠绕软管代号改为S28642-XX-XX。 Note:1.For use with braided hoses. 2.If use with spiral hoses,hose fitting series number is S28642-XX-XX.

软管接头系列 HOSE FITTING 扣压式 Swaged Hose Fitting Sannke®

D

扣压式

S28691

90°弯日本公制内螺纹60° 内锥面
90°JIS METRIC FEMALE 60° CONE SEAT

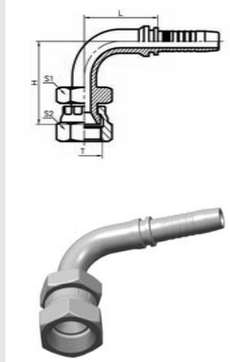

代号 PART NO.	螺纹T THREAD T	软管 HOSE BORE 公称内径DN	标号 DASH		尺寸 DIMENSIONS L	H	S1	S2
S28691-12-04	M12X1.5	6	04		30	29.5	17	17
S28691-14-04	M14X1.5	6	04		30	30	19	19
S28691-14-06	M14X1.5	10	06		36.5	28	19	19
S28691-16-04T	M16X1.5	6	04		30	28	22	22
S28691-16-05	M16X1.5	8	05		36.5	37.5	22	22
S28691-16-06	M16X1.5	10	06		36.5	39	22	22
S28691-18-06	M18X1.5	10	06		36.5	41	24	24
S28691-18-08	M18X1.5	13	08		43.5	46.5	24	24
S28691-22-08	M22X1.5	13	08		43.5	47	27	27
S28691-24-08	M24X1.5	13	08		43.5	48.5	32	32
S28691-24-10	M24X1.5	16	10		55	53	32	32
S28691-30-12	M30X1.5	19	12		64	62	36	36
S28691-33-12	M33X1.5	19	12		64	70	41	41
S28691-33-16	M33X1.5	25	16		74	77	41	41
S28691-36-20	M36X1.5	32	20		91.5	92	46	46

注：1、表中代号用于编织软管。 2、如需用于缠绕软管代号改为S28692-XX-XX。 Note:1.For use with braided hoses. 2.If use with spiral hoses,hose fitting series number is S28692-XX-XX.

S29611

日本英制内螺纹60° 内锥面
JIS GAS FEMALE 60° CONE
SEAT JIS B8363

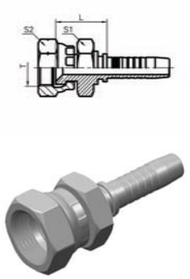

代号 PART NO.	螺纹T THREAD T	软管 HOSE BORE 公称内径DN	标号 DASH		尺寸 DIMENSIONS L		S1	S2
S29611-04-04	G1/4 " X19	6	04		21		19	19
S29611-04-05	G1/4 " X19	8	05		21		19	19
S29611-06-04	G3/8 " X19	6	04		23.5		22	22
S29611-06-06	G3/8 " X19	10	06		23		22	22
S29611-08-06	G1/2 " X14	10	06		26		27	27
S29611-08-08	G1/2 " X14	13	08		26.5		27	27
S29611-10-10	G5/8 " X14	16	10		31		30	30
S29611-12-10	G3/4 " X14	16	10		31.5		32	32
S29611-12-12	G3/4 " X14	19	12		31.5		32	32
S29611-16-16	G1 " X11	25	16		32		41	41

注：1、表中代号用于编织软管。 2、如需用于缠绕软管代号改为S29612-XX-XX。 Note:1.For use with braided hoses. 2.If use with spiral hoses,hose fitting series number is S29612-XX-XX.

D

扣压式

S29641

45° 弯日本英制内螺纹60° 内锥面
45° JIS GAS FEMALE 60° CONE
SEAT JIS B8363

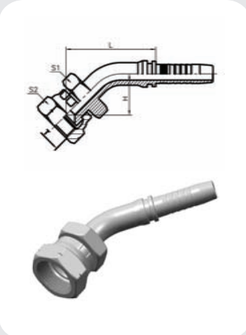

代号 PART NO.	螺纹T THREAD T	软管 HOSE BORE 公称内径DN	标号 DASH		尺寸 DIMENSIONS L	H	S1	S2
S29641-04-04	G1/4 " X19	6	04		42.5	19.5	19	19
S29641-04-05	G1/4 " X19	8	05		47	23	19	19
S29641-06-04	G3/8 " X19	6	04		44.5	21	22	22
S29641-06-06	G3/8 " X19	10	06		51	25	22	22
S29641-08-06	G1/2 " X14	10	06		53	27	27	27
S29641-08-08	G1/2 " X14	13	08		61.5	29	27	27
S29641-10-10	G5/8 " X14	16	10		72.5	32.5	30	30
S29641-12-10	G3/4 " X14	16	10		72.5	33	32	32
S29641-12-12	G3/4 " X14	19	12		79	36	32	32
S29641-16-16	G1 " X11	25	16		90	37	41	41

注：1、表中代号用于编织软管。 2、如需用于缠绕软管代号改为S29642-XX-XX。 Note:1.For use with braided hoses. 2.If use with spiral hoses,hose fitting series number is S29642-XX-XX.

S29691

90° 弯日本英制内螺纹60° 内锥面
90° JIS GAS FEMALE 60° CONE
SEAT JIS B8363

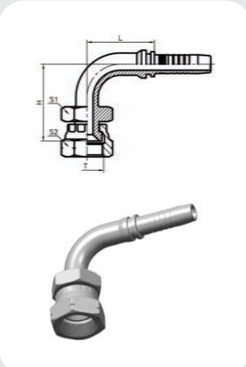

代号 PART NO.	螺纹T THREAD T	软管 HOSE BORE 公称内径DN	标号 DASH		尺寸 DIMENSIONS L	H	S1	S2
S29691-04-04	G1/4 " X19	6	04		30.5	36	19	19
S29691-04-05	G1/4 " X19	8	05		33	39.5	19	19
S29691-06-04	G3/8 " X19	6	04		30.5	37	22	22
S29691-06-06	G3/8 " X19	10	06		36.5	44	22	22
S29691-08-06	G1/2 " X14	10	06		36.5	46	27	27
S29691-08-08	G1/2 " X14	13	08		44	51.5	27	27
S29691-10-10	G5/8 " X14	16	10		55	59	30	30
S29691-12-10	G3/4 " X14	16	10		55	57.5	32	32
S29691-12-12	G3/4 " X14	19	12		63	65.5	32	32
S29691-16-16	G1 " X11	25	16		74	74.5	41	41

注：1、表中代号用于编织软管。 2、如需用于缠绕软管代号改为S29692-XX-XX。 Note:1.For use with braided hoses. 2.If use with spiral hoses,hose fitting series number is S29692-XX-XX.

D

扣压式

S15611

布锥管外螺纹
NPT MALE

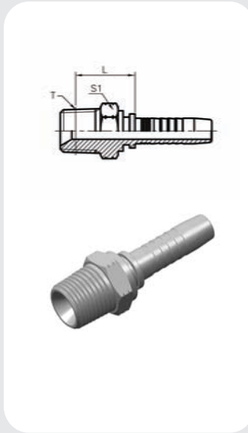

代号 PART NO.	螺纹T THREAD T	软管 HOSE BORE 公称内径DN	标号 DASH		尺寸 DIMENSIONS L			S1
S15611-02-04	NPT1/8 " X27	6	04		18.5			12
S15611-04-04	NPT1/4 " X18	6	04		22.5			17
S15611-04-05	NPT1/4 " X18	8	05		22.5			17
S15611-04-06	NPT1/4 " X18	10	06		22.5			17
S15611-06-04	NPT3/8 " X18	6	04		23			19
S15611-06-05	NPT3/8 " X18	8	05		23.5			19
S15611-06-06	NPT3/8 " X18	10	06		23.9			19
S15611-06-08	NPT3/8 " X18	13	08		24.4			19
S15611-08-06	NPT1/2 " X14	10	06		26.5			22
S15611-08-08	NPT1/2 " X14	13	08		26.5			22
S15611-08-10	NPT1/2 " X14	16	10		28			22
S15611-12-08	NPT3/4 " X14	13	08		29			27
S15611-12-10	NPT3/4 " X14	16	10		29.5			27
S15611-12-12	NPT3/4 " X14	19	12		30			27
S15611-12-16	NPT3/4 " X14	25	16		31			32
S15611-16-10	NPT1 " X11.5	16	10		33.5			36
S15611-16-12	NPT1 " X11.5	19	12		34			36
S15611-16-16	NPT1 " X11.5	25	16		35			36
S15611-20-16	NPT1.1/4 " X11.5	25	16		37.5			46
S15611-20-20	NPT1.1/4 " X11.5	32	20		38.5			46
S15611-24-24	NPT1.1/2 " X11.5	38	24		40.5			50
S15611-32-32	NPT2 " X11.5	51	32		43.5			65

注：1、表中代号用于编织软管。 2、如需用于缠绕软管代号改为S15612-XX-XX。 Note:1.For use with braided hoses. 2.If use with spiral hoses,hose fitting series number is S15612-XX-XX.

S15611SW

布锥管旋转外螺纹
NPT SWIVEL MALE

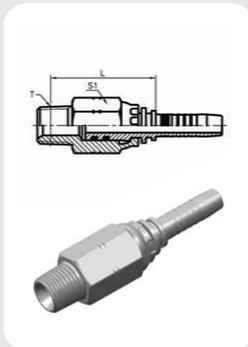

代号 PART NO.	螺纹T THREAD T	软管 HOSE BORE 公称内径DN	标号 DASH		尺寸 DIMENSIONS L			S1
S15611SW-04-04	NPT1/4 " X18	6	04		47.3			19
S15611SW-06-06	NPT3/8 " X18	10	06		54			22
S15611SW-08-08	NPT1/2 " X14	13	08		64			27
S15611SW-12-12	NPT3/4 " X14	19	12		68.5			32

D

扣压式

S15691KSW

90° 弯布锥管旋转外螺纹
90° NPT SWIVEL MALE

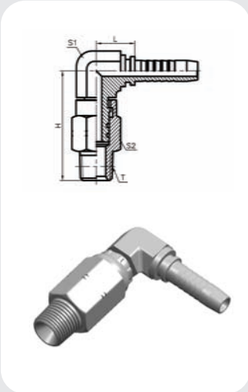

代号 PART NO.	螺纹T THREAD T	软管 HOSE BORE 公称内径DN	标号 DASH		尺寸 DIMENSIONS L	H	S1	S2
S15691KSW-04-04	NPT1/4 " X18	6	04		25	59.5	16	19
S15691KSW-06-06	NPT3/8 " X18	10	06		25	64.5	16	22
S15691KSW-08-08	NPT1/2 " X14	13	08		28.5	71.5	19	27
S15691KSW-12-12	NPT3/4 " X14	19	12		36	76.9	27	32

S14211

美制ORFS外螺纹平面O形圈密封
ORFS MALE O-RING SEAL ISO 8434-3—SAE J1453

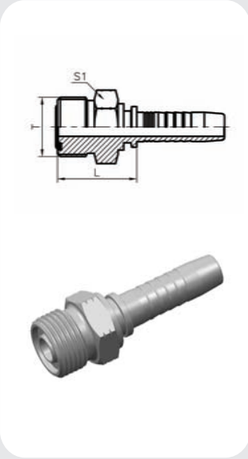

代 号 PART NO.	螺纹T THREAD T	软管 HOSE BORE 公称内径DN	标号 DASH		尺寸 DIMENSIONS L			S1
S14211-04-04	9/16 " X18	6	04		22.5			17
S14211-06-04	11/16 " X16	6	04		24			19
S14211-06-06	11/16 " X16	10	06		24			19
S14211-08-06	13/16 " X16	10	06		27.5			22
S14211-08-08	13/16 " X16	13	08		28.5			22
S14211-08-10	13/16 " X16	16	10		28.5			22
S14211-10-08	1 " X14	13	08		32.5			27
S14211-10-10	1 " X14	16	10		33.5			27
S14211-12-08	1.3/16 " X12	13	08		35.5			32
S14211-12-10	1.3/16 " X12	16	10		36			32
S14211-12-12	1.3/16 " X12	19	12		36.5			32
S14211-16-12	1.7/16 " X12	19	12		37			41
S14211-16-16	1.7/16 " X12	25	16		38.5			41
S14211-20-20	1.11/16 " X12	32	20		41.5			46
S14211-24-24	2 " X12	38	24		43			55

注：1、表中代号用于编织软管。2、如需用于缠绕软管代号改为S14212-XX-XX。
NOTE：1、For use with braided hoses。 2、If use spiral hoses，hose fitting series number is S14212-XX-XX。

D

扣压式

S24211

美制ORFS内螺纹平面
ORFS FEMALE FLAT SEAT
ISO 12151-1—SAE J516

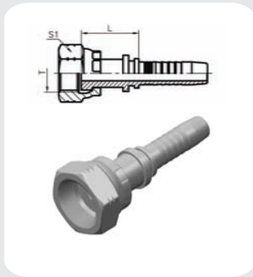

S24211-T

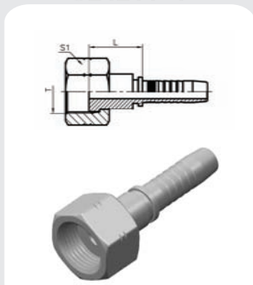

代号 PART NO.	螺纹T THREAD T	软管 HOSE BORE 公称内径DN	标号 DASH		尺寸 DIMENSIONS L			S1
S24211-04-04	9/16 " X18	6	04		22.5			19
S24211-06-04T	11/16 " X16	6	04		22.5			22
S24211-06-05T	11/16 " X16	8	05		23.5			22
S24211-06-06	11/16 " X16	10	06		25.5			22
S24211-08-06T	13/16 " X16	10	06		25			27
S24211-08-08	13/16 " X16	13	08		28.5			27
S24211-08-10	13/16 " X16	16	10		29.5			27
S24211-10-08T	1 " X14	13	08		29			30
S24211-10-10	1 " X14	16	10		33.5			30
S24211-12-08T	1.3/16 " X12	13	08		31			36
S24211-12-10T	1.3/16 " X12	16	10		32			36
S24211-12-12	1.3/16 " X12	19	12		35			36
S24211-16-12T	1.7/16 " X12	19	12		34			41
S24211-16-16T	1.7/16 " X12	25	16		38			41
S24211-20-16T	1.11/16 " X12	25	16		35			50
S24211-20-20	1.11/16 " X12	32	20		40			50
S24211-24-20T	2 " X12	32	20		36.5			60
S24211-24-24T	2 " X12	38	24		36.5			60

注：1、表中代号用于编织软管。 2、如需用于缠绕软管代号改为S24212-XX-XX。 Note:1.For use with braided hoses. 2.If use with spiral hoses,hose fitting series number is S24212-XX-XX.

S24211D

美制 ORFS内螺纹平面双六角
ORFS FEMALE FLAT SEAT DOUBLE HEXAGON
ISO 12151-1—SAE J516

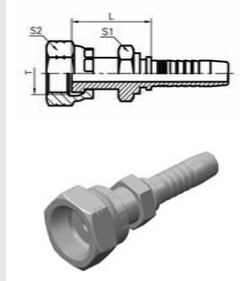

代号 PART NO.	螺纹T THREAD T	软管 HOSE BORE 公称内径DN	标号 DASH		尺寸 DIMENSIONS L		S1	S2
S24211D-04-04	9/16 " X18	6	04		27.5		14	19
S24211D-06-04	11/16 " X16	6	04		30.5		19	22
S24211D-06-05	11/16 " X16	8	05		30.5		19	22
S24211D-06-06	11/16 " X16	10	06		30.5		19	22
S24211D-08-06	13/16 " X16	10	06		33		22	27
S24211D-08-08	13/16 " X16	13	08		33.5		22	27
S24211D-08-10	13/16 " X16	16	10		34.5		24	27
S24211D-10-08	1 " X14	13	08		40		27	30
S24211D-10-10	1 " X14	16	10		41		27	30
S24211D-12-08	1.3/16 " X12	13	08		31		36	36
S24211D-12-10	1.3/16 " X12	16	10		32		36	36
S24211D-12-12	1.3/16 " X12	19	12		35		36	36
S24211D-16-16	1.7/16 " X12	25	16		35		41	41
S24211D-20-16	1.11/16 " X12	25	16		35		50	50
S24211D-20-20	1.11/16 " X12	32	20		40		50	50
S24211D-24-20	2 " X12	32	20		36.5		60	60
S24211D-24-24	2 " X12	38	24		36.5		60	60

注：1、表中代号用于编织软管。 2、如需用于缠绕软管代号改为S24212D-XX-XX。 Note:1.For use with braided hoses. 2.If use with spiral hoses,hose fitting series number is S24212D-XX-XX.

S24241

45° 弯美制ORFS内螺纹平面
45° ORFS FEMALE FLAT SEAT ISO 12151-1—SAE J516

S24241-T

代号 PART NO.	螺纹T THREAD T	软管 HOSE BORE 公称内径DN	标号 DASH		尺寸 DIMENSIONS L	H		S1
S24241-04-04	9/16 " X18	6	04		43	20		19
S24241-06-04T	11/16 " X16	6	04		38	14. 7		22
S24241-06-05T	11/16 " X16	8	05		42	18. 5		22
S24241-06-06	11/16 " X16	10	06		52	27		22
S24241-08-06T	13/16 " X16	10	06		48	21. 4		27
S24241-08-08	13/16 " X16	13	08		63.3	30. 4		27
S24241-08-10	13/16 " X16	16	10		71	31. 5		27
S24241-10-08T	1 " X14	13	08		66.5	33. 5		30
S24241-10-10	1 " X14	16	10		74.5	35		30
S24241-12-08T	1.3/16 " X12	13	08		67.5	35		36
S24241-12-10T	1.3/16 " X12	16	10		64.8	25. 6		36
S24241-12-12	1.3/16 " X12	19	12		79.5	39. 4		36
S24241-16-12T	1.7/16 " X12	19	12		74	29		41
S24241-16-16T	1.7/16 " X12	25	16		82	29.5		41
S24241-20-16T	1.11/16 " X12	25	16		95	42		50
S24241-20-20	1.11/16 " X12	32	20		107	46. 5		50
S24241-24-20T	2 " X12	32	20		94.5	33. 8		60
S24241-24-24T	2 " X12	38	24		112	39.5		60

注：1、表中代号用于编织软管。 2、如需用于缠绕软管代号改为S24242-XX-XX。 Note:1.For use with braided hoses. 2.If use with spiral hoses,hose fitting series number is S24242-XX-XX.

S24291

90° 弯美制ORFS内螺纹平面
90° ORFS FEMALE FLAT SEAT ISO 12151-1—SAE J516

S24291-T

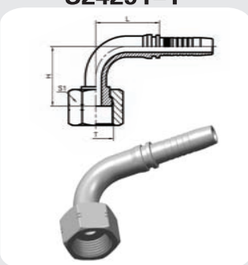

代号 PART NO.	螺纹T THREAD T	软管 HOSE BORE 公称内径DN	标号 DASH		尺寸 DIMENSIONS L	H		S1
S24291-04-04	9/16 " X18	6	04		30	36		19
S24291-06-04T	11/16 " X16	6	04		30	42. 5		22
S24291-06-05T	11/16 " X16	8	05		33	35		22
S24291-06-06	11/16 " X16	10	06		36.5	48		22
S24291-08-06T	13/16 " X16	10	06		36.5	38		27
S24291-08-08	13/16 " X16	13	08		43.5	56		27
S24291-08-10	13/16 " X16	16	10		55	60. 5		27
S24291-10-08T	1 " X14	13	08		43.5	46		30
S24291-10-10	1 " X14	16	10		55	65		30
S24291-12-08T	1.3/16 " X12	13	08		43.5	46. 5		36
S24291-12-10T	1.3/16 " X12	16	10		55	51		36
S24291-12-12	1.3/16 " X12	19	12		64	75		36
S24291-16-12T	1.7/16 " X12	19	12		64	58		41
S24291-16-16T	1.7/16 " X12	25	16		73	66		41
S24291-20-16T	1.11/16 " X12	25	16		74	67		50
S24291-20-20	1.11/16 " X12	32	20		91.5	96. 5		50
S24291-24-20T	2 " X12	32	20		91.5	79. 5		60
S24291-24-24T	2 " X12	38	24		109	93		60

注：1、表中代号用于编织软管。 2、如需用于缠绕软管代号改为S24292-XX-XX。 Note:1.For use with braided hoses. 2.If use with spiral hoses,hose fitting series number is S24292-XX-XX.

S16711

美制JIC外螺纹74° 外锥面
JIC MALE 74° CONE
ISO 8434-2-SAE J514

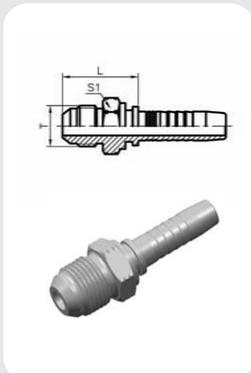

代号 PART NO.	螺纹T THREAD T	软管 HOSE BORE 公称内径DN	标号 DASH		尺寸 DIMENSIONS L			S1
S16711-04-04	7/16 " X20	6	04		26.5			12
S16711-05-04	1/2 " X20	6	04		26.5			14
S16711-05-05	1/2 " X20	8	05		26.5			14
S16711-05-06	1/2 " X20	10	06		26.5			17
S16711-06-04	9/16 " X18	6	04		26.5			17
S16711-06-05	9/16 " X18	8	05		26.5			17
S16711-06-06	9/16 " X18	10	06		26.5			17
S16711-08-06	3/4 " X16	10	06		31			22
S16711-08-08	3/4 " X16	13	08		31.5			22
S16711-10-06	7/8 " X14	10	06		32			24
S16711-10-08	7/8 " X14	13	08		34.5			24
S16711-10-10	7/8 " X14	16	10		35.5			24
S16711-12-08	1.1/16 " X12	13	08		39			27
S16711-12-10	1.1/16 " X12	16	10		40			27
S16711-12-12	1.1/16 " X12	19	12		40			27
S16711-12-16	1.1/16 " X12	25	16		41			32
S16711-14-10	1.3/16 " X12	16	10		40			32
S16711-14-12	1.3/16 " X12	19	12		40.5			32
S16711-16-12	1.5/16 " X12	19	12		42.5			36
S16711-16-16	1.5/16 " X12	25	16		43.5			36
S16711-20-16	1.5/8 " X12	25	16		46			46
S16711-20-20	1.5/8 " X12	32	20		47.5			46
S16711-24-20	1.7/8 " X12	32	20		53.5			50
S16711-24-24	1.7/8 " X12	38	24		53			50
S16711-32-32	2.1/2 " X12	51	32		64			65

注：1、表中代号用于编织软管。 2、如需用于缠绕软管代号改为S16712-XX-XX。 Note:1.For use with braided hoses. 2.If use with spiral hoses,hose fitting series number is S16712-XX-XX.

D

扣压式

S26711

美制JIC内螺纹74° 内锥面
JIC FEMALE 74° CONE SEAT J514

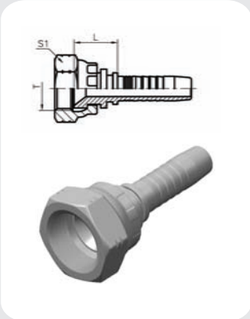

S26711-T

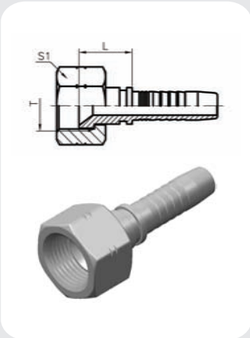

代号 PART NO.	螺纹T THREAD T	软管 HOSE BORE 公称内径DN	标号 DASH		尺寸 DIMENSIONS L			S1
S26711-04-04	7/16 " X20	6	04		15			14
S26711-05-04	1/2 " X20	6	04		15.5			17
S26711-05-05	1/2 " X20	8	05		15.5			17
S26711-06-04T	9/16 " X18	6	04		15.5			19
S26711-06-05	9/16 " X18	8	05		15.5			19
S26711-06-06	9/16 " X18	10	06		15.5			19
S26711-07-06	5/8 " X18	10	06		16.5			22
S26711-08-06T	3/4 " X16	10	06		17.5			24
S26711-08-08	3/4 " X16	13	08		18			24
S26711-08-10	3/4 " X16	16	10		19			24
S26711-10-08T	7/8 " X14	13	08		18			27
S26711-10-10	7/8 " X14	16	10		20			27
S26711-10-12	7/8 " X14	19	12		20			27
S26711-12-08T	1.1/16 " X12	13	08		20			32
S26711-12-10T	1.1/16 " X12	16	10		21.5			32
S26711-12-12	1.1/16 " X12	19	12		21.5			32
S26711-14-12T	1.3/16 " X12	19	12		21.5			36
S26711-16-12T	1.5/16 " X12	19	12		22			41
S26711-16-16	1.5/16 " X12	25	16		23			41
S26711-20-16T	1.5/8 " X12	25	16		25			50
S26711-20-20	1.5/8 " X12	32	20		26			50
S26711-24-20T	1.7/8 " X12	32	20		26.5			55
S26711-24-24	1.7/8 " X12	38	24		26.5			55
S26711-32-24T	2.1/2 " X12	38	24		26.5			75
S26711-32-32	2.1/2 " X12	51	32		27			75

注：1、表中代号用于编织软管。 2、如需用于缠绕软管代号改为S26712-XX-XX。 Note:1.For use with braided hoses. 2.If use with spiral hoses,hose fitting series number is S26712-XX-XX.

S26711D

美制JIC内螺纹74° 内锥面双六角
JIC FEMALE 74° CONE SEAT DOUBLE HEXAGON SAE J514

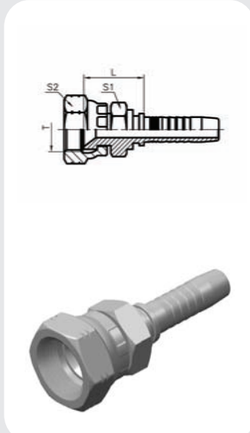

代号 PART NO.	螺纹T THREAD T	软管 HOSE BORE 公称内径DN	标号 DASH		尺寸 DIMENSIONS L		S1	S2
S26711D-04-04	7/16 " X20	6	04		20		14	14
S26711D-05-04	1/2 " X20	6	04		20.5		17	17
S26711D-06-04	9/16 " X18	6	04		21		19	19
S26711D-06-06	9/16 " X18	10	06		21		19	19
S26711D-08-06	3/4 " X16	10	06		25		24	24
S26711D-08-08	3/4 " X16	13	08		24.5		24	24
S26711D-08-10	3/4 " X16	16	10		25.5		24	24
S26711D-10-08	7/8 " X14	13	08		28		27	27
S26711D-10-10	7/8 " X14	16	10		29		27	27
S26711D-12-12	1.1/16 " X12	19	12		31.5		32	32
S26711D-16-12	1.5/16 " X12	19	12		33.5		41	41
S26711D-16-16	1.5/16 " X12	25	16		34.5		41	41
S26711D-16-20	1.5/16 " X12	32	20		36.5		41	41
S26711D-20-20	1.5/8 " X12	32	20		39		50	50

注：1、表中代号用于编织软管。 2、如需用于缠绕软管代号改为S26712D-XX-XX。 Note:1.For use with braided hoses. 2.If use with spiral hoses,hose fitting series number is S26712D-XX-XX.

D

扣压式

S26711D-SM

美制JIC内螺纹74° 内锥面双六角
JIC FEMALE 74° CONE SEAT DOUBLE HEXAGON
SAE J514

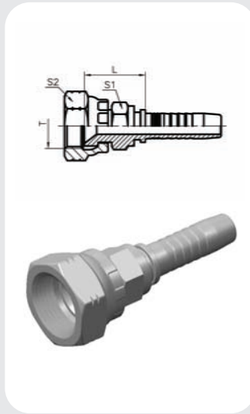

代号 PART NO.	螺纹T THREAD T	软管 HOSE BORE 公称内径DN	标号 DASH		尺寸 DIMENSIONS L		S1	S2
S26711D-04-04SM	7/16 " X20	6	04		20		12	14
S26711D-05-04SM	1/2 " X20	6	04		20.5		12	17
S26711D-06-04SM	9/16 " X18	6	04		21		14	19
S26711D-06-06SM	9/16 " X18	10	06		21		17	19
S26711D-08-06SM	3/4 " X16	10	06		25		19	24
S26711D-08-08SM	3/4 " X16	13	08		24.5		22	24
S26711D-08-10SM	3/4 " X16	16	10		25.5		22	24
S26711D-10-08SM	7/8 " X14	13	08		24		22	27
S26711D-10-10SM	7/8 " X14	16	10		27		22	27
S26711D-12-12SM	1.1/16 " X12	19	12		31.5		27	32
S26711D-16-12SM	1.5/16 " X12	19	12		31.5		32	41
S26711D-16-16SM	1.5/16 " X12	25	16		32.5		32	41
S26711D-20-20SM	1.5/8 " X12	32	20		37		41	50

注：1、表中代号用于编织软管。 2、如需用于缠绕软管代号改为S26712D-XX-XXSM。 Note:1.For use with braided hoses. 2.If use with spiral hoses,hose fitting series number is S26712D-XX-XXSM.

S26741

45° 弯美制JIC内螺纹74° 内锥面
45° JIC FEMALE 74° CONE SEAT
SAE J514

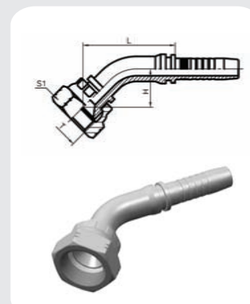

S26741-T

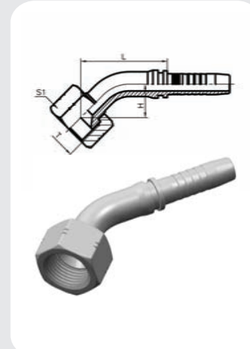

代号 PART NO.	螺纹T THREAD T	软管 HOSE BORE 公称内径DN	标号 DASH		尺寸 DIMENSIONS L	H		S1
S26741-04-04	7/16 " X20	6	04		39	17.4		14
S26741-05-04	1/2 " X20	6	04		39	15.5		17
S26741-05-05	1/2 " X20	8	05		43	19.2		17
S26741-06-04T	9/16 " X18	6	04		39.5	15.5		19
S26741-06-05	9/16 " X18	8	05		43.7	20		19
S26741-06-06	9/16 " X18	10	06		45.5	20		19
S26741-07-06	5/8 " X18	10	06		46	20		22
S26741-08-06T	3/4 " X16	10	06		46.6	21		24
S26741-08-08	3/4 " X16	13	08		56	23.7		24
S26741-08-10	3/4 " X16	16	10		64.5	25		24
S26741-10-08T	7/8 " X14	13	08		50	19		27
S26741-10-10	7/8 " X14	16	10		64.5	25.3		27
S26741-10-12	7/8 " X14	19	12		71	28.5		27
S26741-12-08T	1.1/16 " X12	13	08		58	25.8		32
S26741-12-10T	1.1/16 " X12	16	10		60	22		32
S26741-12-12	1.1/16 " X12	19	12		73	30.2		32
S26741-14-12T	1.3/16 " X12	19	12		73.5	31		36
S26741-16-12T	1.5/16 " X12	19	12		73	30.5		41
S26741-16-16	1.5/16 " X12	25	16		85	32.2		41
S26741-20-16T	1.5/8 " X12	25	16		83	30		50
S26741-20-20	1.5/8 " X12	32	20		99	38.4		50
S26741-24-20T	1.7/8 " X12	32	20		96	35		55
S26741-24-24	1.7/8 " X12	38	24		113	43.9		55
S26741-32-24T	2.1/2 " X12	38	24		136.5	51.5		75
S26741-32-32	2.1/2 " X12	51	32		132	51.5		75

注：1、表中代号用于编织软管。 2、如需用于缠绕软管代号改为S26742-XX-XX。 Note:1.For use with braided hoses. 2.If use with spiral hoses,hose fitting series number is S26742-XX-XX.

D

扣压式

S26791

90° 弯美制JIC内螺纹74° 内锥面
90° JIC FEMALE 74° CONE SEAT
SAE J514

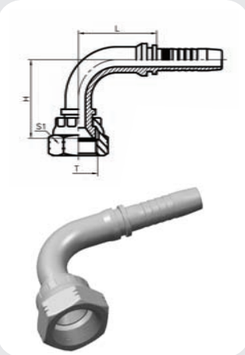

S26791-T

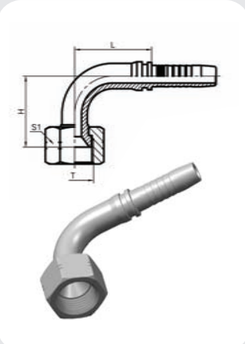

代号 PART NO.	螺纹T THREAD T	软管 HOSE BORE 公称内径DN	标号 DASH		尺寸 DIMENSIONS L	H		S1
S26791-04-04	7/16 " X20	6	04		30	29		14
S26791-05-04	1/2 " X20	6	04		32	30.5		17
S26791-05-05	1/2 " X20	8	05		33	33		17
S26791-06-04T	9/16 " X18	6	04		30.5	31		19
S26791-06-05	9/16 " X18	8	05		33	36.5		19
S26791-06-06	9/16 " X18	10	06		36.5	38.5		19
S26791-07-06	5/8 " X18	10	06		36.5	39		22
S26791-08-06T	3/4 " X16	10	06		36.5	37		24
S26791-08-08	3/4 " X16	13	08		44	46.5		24
S26791-08-10	3/4 " X16	16	10		55	51		24
S26791-10-08T	7/8 " X14	13	08		43.5	40		27
S26791-10-10	7/8 " X14	16	10		56	51.5		27
S26791-10-12	7/8 " X14	19	12		64	59.5		27
S26791-12-08T	1.1/16 " X12	13	08		43.5	48		32
S26791-12-10T	1.1/16 " X12	16	10		56	54		32
S26791-12-12	1.1/16 " X12	19	12		63	60.5		32
S26791-14-12T	1.3/16 " X12	19	12		64	63.5		36
S26791-16-12T	1.5/16 " X12	19	12		64	62		41
S26791-16-16	1.5/16 " X12	25	16		74	72		41
S26791-20-16T	1.5/8 " X12	25	16		74	73		50
S26791-20-20	1.5/8 " X12	32	20		91.5	85		50
S26791-24-20T	1.7/8 " X12	32	20		91.5	79.5		55
S26791-24-24	1.7/8 " X12	38	24		109	100		55
S26791-32-24T	2.1/2 " X12	38	24		109	94		75
S26791-32-32	2.1/2 " X12	51	32		129	121.5		75

注：1、表中代号用于编织软管。 2、如需用于缠绕软管代号改为S26792-XX-XX。 Note:1.For use with braided hoses. 2.If use with spiral hoses,hose fitting series number is S26792-XX-XX.

S26791-K

90° 弯美制短身JIC内螺纹74° 内锥面
90° JIC COMPACT FEMALE 74° CONE SEAT
SAE J514

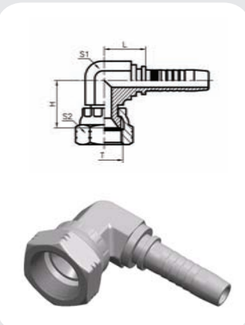

代号 PART NO.	螺纹T THREAD T	软管 HOSE BORE 公称内径DN	标号 DASH		尺寸 DIMENSIONS L	H	S1	S2
S26791K-04-04	7/16 " X20	6	04		17.5	18	11	14
S26791K-05-05	1/2 " X20	8	05		19.5	18	11	17
S26791K-06-04	9/16 " X18	6	04		19	21	14	19
S26791K-06-06	9/16 " X18	10	06		20	21	16	19
S26791K-08-06	3/4 " X16	10	06		23	25	19	24
S26791K-08-08	3/4 " X16	13	08		23.5	25	22	24
S26791K-10-08	7/8 " X14	13	08		23.5	27.5	22	27
S26791K-10-10	7/8 " X14	16	10		25	27.5	22	27
S26791K-12-12	1.1/16 " X12	19	12		27.5	30	27	32
S26791K-16-16	1.5/16 " X12	25	16		43	34.3	33	41

注：1、表中代号用于编织软管。 2、如需用于缠绕软管代号改为S26792K-XX-XX。Note:1.For use with braided hoses. 2.If use with spiral hoses,hose fitting series number is S26792K-XX-XX.

D

扣压式

20011-T

公制内螺纹高压水管接头
METRIC FEMALE WATERWASH INSERTS

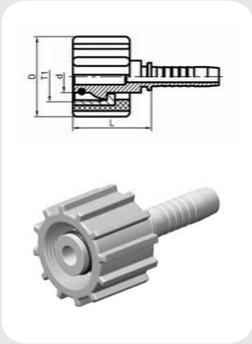

代 号 PART NO.	螺纹T THREAD T	软管 HOSE BORE 公称内径DN	标号 DASH		尺寸 DIMENSIONS L	D	d	
S20011-22-04T	M22X1.5	6	04		35	34.5	14	
S20011-22-05T	M22X1.5	8	05		35	34.5	14	
S20011-22-06T	M22X1.5	10	06		35	34.5	14	

S87311

SAE 法兰 3000 PSI 61型
SAE FLANGE 3000 PSI CODE 61
ISO 12151-3—SAE J516

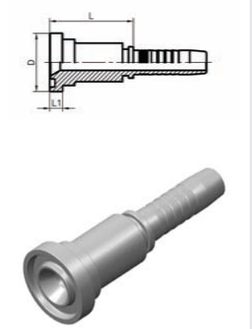

代号 PART NO.	螺纹T THREAD T	软管 HOSE BORE 公称内径DN	标号 DASH		尺寸 DIMENSIONS L		D	L1
S87311-08-08	1/2 "	13	08		46		30.2	6.73
S87311-12-08	3/4 "	13	08		47		38.1	6.73
S87311-12-10	3/4 "	16	10		48		38.1	6.73
S87311-12-12	3/4 "	19	12		48		38.1	6.73
S87311-12-16	3/4 "	25	16		49		38.1	6.73
S87311-16-12	1 "	19	12		51		44.4	8
S87311-16-16	1 "	25	16		52		44.4	8
S87311-16-20	1 "	32	20		53		44.4	8
S87311-20-16	1.1/4 "	25	16		57		50.8	8
S87311-20-20	1.1/4 "	32	20		58		50.8	8
S87311-24-20	1.1/2 "	32	20		68		60.3	8
S87311-24-24	1.1/2 "	38	24		68		60.3	8
S87311-32-24	2 "	38	24		66		71.4	9.53
S87311-32-32	2 "	51	32		66		71.4	9.53

注：1、表中代号用于编织软管。 2、如需用于缠绕软管代号改为S87312-XX-XX。 Note:1.For use with braided hoses. 2.If use with spiral hoses,hose fitting series number is S87312-XX-XX.

D

扣压式

S87341

45° 弯SAE 法兰 3000 PSI 61型
45° SAE FLANGE 3000 PSI CODE 61
ISO 12151-3—SAE J516

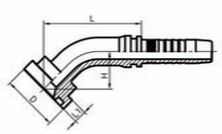

代号 PART NO.	螺纹T THREAD T	软管 HOSE BORE 公称内径DN	标号 DASH		尺寸 DIMENSIONS L	H	D	L1
S87341-08-08	1/2 "	13	08		55.5	23	30.2	6.73
S87341-12-08	3/4 "	13	08		59	24	38.1	6.73
S87341-12-10	3/4 "	16	10		64.5	25	38.1	6.73
S87341-12-12	3/4 "	19	12		71	28	38.1	6.73
S87341-12-16	3/4 "	25	16		82.5	29.5	38.1	6.73
S87341-16-12	1 "	19	12		71	28	44.4	8
S87341-16-16	1 "	25	16		82	29.4	44.4	8
S87341-16-20	1 "	32	20		94.5	33.8	44.4	8
S87341-20-16	1.1/4 "	25	16		77	31	50.8	8
S87341-20-20	1.1/4 "	32	20		94.5	33.8	50.8	8
S87341-24-20	1.1/2 "	32	20		94.5	33.8	60.3	8
S87341-24-24	1.1/2 "	38	24		110	40.4	60.3	8
S87341-32-24	2 "	38	24		110	40.4	71.4	9.53
S87341-32-32	2 "	51	32		127	46.3	71.4	9.53

注：1、表中代号用于编织软管。 2、如需用于缠绕软管代号改为S87342-XX-XX。 Note:1.For use with braided hoses. 2.If use with spiral hoses,hose fitting series number is S87342-XX-XX.

S87391

90° 弯SAE 法兰 3000 PSI 61型
90° SAE FLANGE 3000 PSI CODE 61
ISO 12151-3—SAE J516

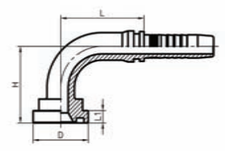

代号 PART NO.	螺纹T THREAD T	软管 HOSE BORE 公称内径DN	标号 DASH		尺寸 DIMENSIONS L	H	D	L1
S87391-08-08	1/2 "	13	08		44	47	30.2	6.73
S87391-12-08	3/4 "	13	08		44	48	38.1	6.73
S87391-12-10	3/4 "	16	10		55	53	38.1	6.73
S87391-12-12	3/4 "	19	12		64	59	38.1	6.73
S87391-12-16	3/4 "	25	16		74	66	38.1	6.73
S87391-16-12	1 "	19	12		64	59	44.4	8
S87391-16-16	1 "	25	16		74	66	44.4	8
S87391-16-20	1 "	32	20		91.5	78.5	44.4	8
S87391-20-16	1.1/4 "	25	16		74	66	50.8	8
S87391-20-20	1.1/4 "	32	20		91.5	78.5	50.8	8
S87391-24-20	1.1/2 "	32	20		91.5	80.5	60.3	8
S87391-24-24	1.1/2 "	38	24		109	94	60.3	8
S87391-32-24	2 "	38	24		109	94	71.4	9.53
S87391-32-32	2 "	51	32		131	115	71.4	9.53

注：1、表中代号用于编织软管。 2、如需用于缠绕软管代号改为S87392-XX-XX。 Note:1.For use with braided hoses. 2.If use with spiral hoses,hose fitting series number is S87392-XX-XX.

D

扣压式

S87611

SAE 法兰 6000 PSI 62型
SAE FLANGE 6000 PSI CODE 62
ISO 12151-3-SAE J516

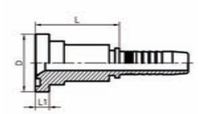

代 号 PART NO.	法兰型号 FLANGE SIZE	软管 HOSE BORE 公称内径DN	标号 DASH		尺寸 DIMENSIONS L		D	L1
S87611-08-08	1/2"	13	08		47		31.7	7.75
S87611-12-10	3/4"	16	10		51		41.3	8.76
S87611-12-12	3/4"	19	12		51		41.3	8.76
S87611-16-12	1"	19	12		56		47.6	9.53
S87611-16-16	1"	25	16		57		47.6	9.53
S87611-16-20	1"	32	20		58		47.6	9.53
S87611-20-16	1.1/4"	25	16		65		54	10.29
S87611-20-20	1.1/4"	32	20		66		54	10.29
S87611-24-20	1.1/2"	32	20		75		63.5	12.57
S87611-24-24	1.1/2"	38	24		75		63.5	12.57
S87611-32-24	2"	38	24		85		79.4	12.57
S87611-32-32	2"	51	32		85		79.4	12.57

注：1、表中代号用于编织软管。 2、如需用于缠绕软管代号改为S87612-XX-XX。 Note:1.For use with braided hoses. 2.If use with spiral hoses,hose fitting series number is S87612-XX-XX.

S87641

45° 弯SAE 法兰 6000 PSI 62型
45° SAE FLANGE 6000 PSI CODE 62
ISO 12151-3-SAE J516

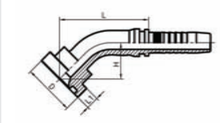

代 号 PART NO.	法兰型号 FLANGE SIZE	软管 HOSE BORE 公称内径DN	标号 DASH		尺寸 DIMENSIONS L	H	D	L1
S87641-08-08	1/2"	13	08		58	25.1	31.7	7.75
S87641-12-10	3/4"	16	10		67	27.8	41.3	8.76
S87641-12-12	3/4"	19	12		73.5	30.5	41.3	8.76
S87641-16-12	1"	19	12		76	33	47.6	9.53
S87641-16-16	1"	25	16		87	34.4	47.6	9.53
S87641-16-20	1"	32	20		99.5	39	47.6	9.53
S87641-20-16	1.1/4"	25	16		90	37.4	54	10.29
S87641-20-20	1.1/4"	32	20		103	41.5	54	10.29
S87641-24-20	1.1/2"	32	20		106	45.1	63.5	12.57
S87641-24-24	1.1/2"	38	24		120	50.3	63.5	12.57
S87641-32-24	2"	38	24		125	56	79.4	12.57
S87641-32-32	2"	51	32		143	62	79.4	12.57

注：1、表中代号用于编织软管。 2、如需用于缠绕软管代号改为S87642-XX-XX。 Note:1.For use with braided hoses. 2.If use with spiral hoses,hose fitting series number is S87642-XX-XX.

D

扣压式

S87691

90° 弯SAE 法兰 6000 PSI 62型
90° SAE FLANGE 6000 PSI CODE 62
ISO 12151–3–SAE J516

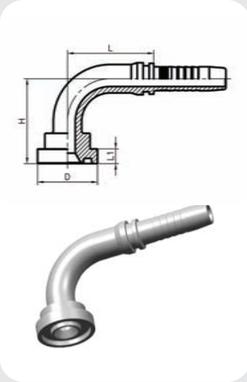

代 号 PART NO.	法兰型号 FLANGE SIZE	软管 HOSE BORE 公称内径DN	标号 DASH		尺寸 DIMENSIONS L	H	D	L1
S87691–08–08	1/2"	13	08		43.5	48.5	31.7	7.75
S87691–12–10	3/4"	16	10		55	55	41.3	8.76
S87691–12–12	3/4"	19	12		64	63	41.3	8.76
S87691–16–12	1"	19	12		64	66	47.6	9.53
S87691–16–16	1"	25	16		74	73	47.6	9.53
S87691–16–20	1"	32	20		91.5	85.5	47.6	9.53
S87691–20–16	1.1/4"	25	16		74	77	54	10.29
S87691–20–20	1.1/4"	32	20		91.5	89.5	54	10.29
S87691–24–20	1.1/2"	32	20		91.5	94.5	63.5	12.57
S87691–24–24	1.1/2"	38	24		109	108	63.5	12.57
S87691–32–24	2"	38	24		109	112	79.4	12.57
S87691–32–32	2"	51	32		129	137	79.4	12.57

注：1、表中代号用于编织软管。 2、如需用于缠绕软管代号改为S87692–XX–XX。 Note:1.For use with braided hoses. 2.If use with spiral hoses,hose fitting series number is S87692–XX–XX.

S60011

煤炭部标准矿用接头
MT STAPLELOCK MALE

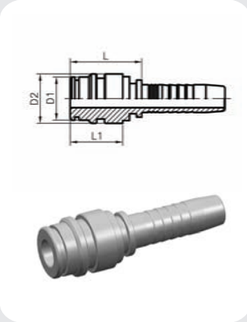

代号 PART NO.	软管 HOSE BORE 公称内径DN	标号 DASH			尺寸 DIMENSIONS L	L1	D1	D2
S60011–04–04	6	04			31	25	11	15
S60011–05–05	8	05			33.5	26	13	18
S60011–06–06	10	06			34	26	15	18
S60011–08–06	10	06			34.5	26	18	22
S60011–08–08	13	08			34.5	26	18	22
S60011–10–10	16	10			39	30	20	25
S60011–12–12	19	12			40.5	31	24	28
S60011–16–14	22	14			41	31	30	35
S60011–16–16	25	16			42	31	30	35

注：1、表中代号用于编织软管。 2、如需用于缠绕软管代号改为S60012–XX–XX。 Note:1.For use with braided hoses. 2.If use with spiral hoses,hose fitting series number is S60012–XX–XX.

软管接头系列 HOSE FITTING 扣压式 Swaged Hose Fitting Sannke®

D

扣压式

S70011

公制铰接体
METRIC BANJO DIN 7642

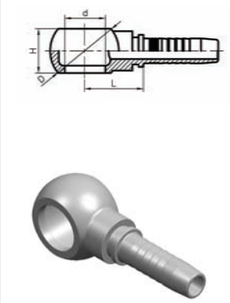

代号 PART NO.	螺栓 BOLT	软管 HOSE BORE 公称内径DN	标号 DASH		尺寸 DIMENSIONS L	d	D	H
S70011–10–03	M10X1	5	03		17	10.1	17	10
S70011–10–04	M10X1	6	04		19.5	10.1	17	10
S70011–12–04	M12X1.5	6	04		21	12.1	20	12
S70011–12–05	M12X1.5	8	05		22.5	12.1	22	12
S70011–12–06	M12X1.5	10	06		21	12.1	20	12
S70011–14–04	M14X1.5	6	04		24.5	14.1	24	14
S70011–14–05	M14X1.5	8	05		21	14.1	24	14
S70011–14–06	M14X1.5	10	06		24.5	14.1	24	14
S70011–16–04	M16X1.5	6	04		24	16.1	28	18
S70011–16–05	M16X1.5	8	05		24	16.1	28	18
S70011–16–06	M16X1.5	10	06		24	16.1	28	18
S70011–18–04	M18X1.5	6	04		30.5	18.1	32	20
S70011–18–05	M18X1.5	8	05		24.5	18.1	32	20
S70011–18–06	M18X1.5	10	06		24.5	18.1	32	20
S70011–18–08	M18X1.5	13	08		25	18.1	32	20
S70011–22–06	M22X1.5	10	06		27	22.1	35	22
S70011–22–08	M22X1.5	13	08		27.5	22.1	35	22
S70011–22–10	M22X1.5	16	10		28	22.1	39	22
S70011–26–12	M26X1.5	19	12		36.5	26.1	45	29
S70011–30–16	M30X1.5	25	16		40	30.1	54	36
S70011–30–20	M30X1.5	32	20		41	30.1	54	36

注：1、表中代号用于编织软管。 2、如需用于缠绕软管代号改为S70012–XX–XX。 Note:1.For use with braided hoses. 2.If use with spiral hoses,hose fitting series number is S70012–XX–XX.

S72011

英制铰接体
BSP BANJO

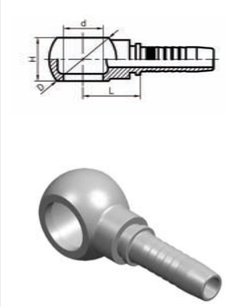

代号 PART NO.	螺栓 BOLT	软管 HOSE BORE 公称内径DN	标号 DASH		尺寸 DIMENSIONS L	d	D	H
S72011–04–04	G1/4 " X19	6	04		19.5	13.3	24	14
S72011–04–05	G1/4 " X19	8	05		19.5	13.3	24	14
S72011–04–06	G1/4 " X19	10	06		22	13.3	24	14
S72011–06–04	G3/8 " X19	6	04		22	16.7	29	18
S72011–06–05	G3/8 " X19	8	05		22	16.7	29	20
S72011–06–06	G3/8 " X19	10	06		22	16.7	29	20
S72011–06–08	G3/8 " X19	13	08		23.5	16.7	28	20
S72011–08–05	G1/2 " X14	8	05		27.5	21	35	22
S72011–08–06	G1/2 " X14	10	06		27.5	21.2	35	22
S72011–08–08	G1/2 " X14	13	08		27.5	21.2	36	25
S72011–08–10	G1/2 " X14	16	10		28.5	21.2	36	25
S72011–10–10	G5/8 " X14	16	10		28	23	40	27
S72011–12–10	G3/4 " X14	16	10		32	26.5	48	31
S72011–12–12	G3/4 " X14	19	12		32	26.5	48	31
S72011–16–08	G1 " X11	13	08		40	33.3	48	36
S72011–16–12	G1 " X11	19	12		40	33.3	54	36
S72011–16–16	G1 " X11	25	16		41	33.3	54	36

注：1、表中代号用于编织软管。 2、如需用于缠绕软管代号改为S72012XX–XX。 Note:1.For use with braided hoses. 2.If use with spiral hoses,hose fitting series number is S72012–XX–XX.

D

扣压式

S700M

公制铰接螺栓
METRIC BOLT
DIN 7643

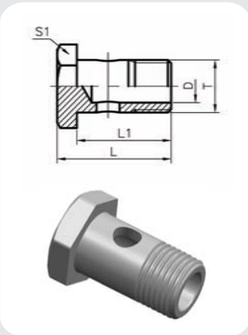

代号 PART NO.	螺纹T THREAD T				尺寸 DIMENSIONS L	L1		S1
S700M-10	M10X1				19.5	6		14
S700M-12	M12X1.5				24.5	6		17
S700M-14	M14X1.5				26	6		19
S700M-16	M16X1.5				28.5	6		22
S700M-18	M18X1.5				32.5	6		24
S700M-22	M22X1.5				39	8		27
S700M-26	M26X1.5				46	10		32
S700M-30	M30X1.5				51	10		36

注：配S70011使用。NOte：USE for S70011 series

S720B

英制铰接螺栓
BSP BOLT

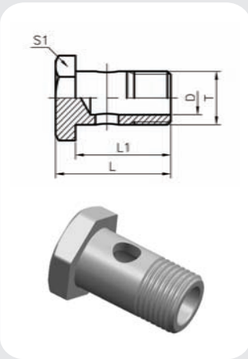

代号 PART NO.	螺纹T THREAD T				尺寸 DIMENSIONS L	L1		S1
S720B-02	G1/8 " X28				29.5	4.8		14
S720B-04	G1/4 " X19				28.5	6		19
S720B-06	G3/8 " X19				38.5	7		22
S720B-08	G1/2 " X14				44	8.5		27
S720B-10	G5/8 " X14				48.5	10		30
S720B-12	G3/4 " X14				46	10		32
S720B-16	G1 " X11				68.5	13		41

注：配S72011使用。NOte：USE for S72011 series

S90011

双面连接芯
DOUBLE CONNECTOR

代号 PART NO.	软管 HOSE BORE 公称内径DN	标号 DASH			尺寸 DIMENSIONS L			
S90011-04	6	04			12			
S90011-05	8	05			12			
S90011-06	10	06			12			
S90011-08	13	08			13			
S90011-10	16	10			16			
S90011-12	19	12			16			
S90011-16	25	16			23			
S90011-20	32	20			26			
S90011-24	38	24			26			
S90011-32	51	32			26			

注：1、表中代号用于编织软管。 2、如需用于缠绕软管代号改为S90012-XX-XX。 Note:1.For use with braided hoses. 2.If use with spiral hoses,hose fitting series number is S90012-XX-XX.

D

内锁式

S20513-T

公制内螺纹24° 锥带O形圈重系列
METRIC FEMALE 24° CONE O-RING H.T.
ISO 12151-2-DIN 3865

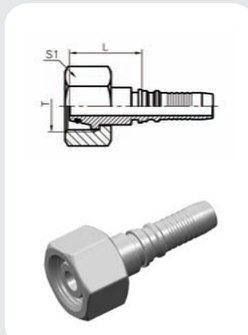

代 号 PART NO.	螺纹T THREAD T	软管 HOSE BORE 公称内径DN	标号 DASH	管子外径 TUBE O. D	尺寸 DIMENSIONS L			S1
S20513-36-12T	M36X2	19	12	25	33.5			46
S20513-42-16T	M42X2	25	16	30	37.5			50
S20513-52-20T	M52X2	32	20	38	45.5			60

S20543-T

45° 弯公制内螺纹24° 锥带O形圈重系列
45° METRIC FEMALE 24° CONE O-RING H.T.
ISO 12151-2-DIN 3865

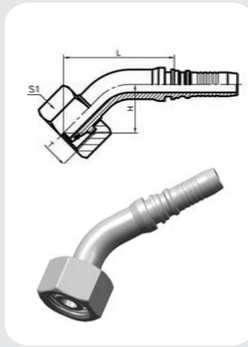

代 号 PART NO.	螺纹T THREAD T	软管 HOSE BORE 公称内径DN	标号 DASH	管子外径 TUBE O. D	尺寸 DIMENSIONS L	H		S1
S20543-36-12T	M36X2	19	12	25	82.5	33		46
S20543-42-16T	M42X2	25	16	30	95	35.1		50
S20543-52-20T	M52X2	32	20	38	109	39.5		60

S20593-T

90° 公制内螺纹24° 锥带O形圈重系列
90° METRIC FEMALE 24° CONE O-RING H.T.
ISO 12151-2-DIN 3865

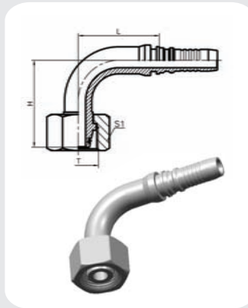

代 号 PART NO.	螺纹T THREAD T	软管 HOSE BORE 公称内径DN	标号 DASH	管子外径 TUBE O. D	尺寸 DIMENSIONS L	H		S1
S20593-36-12T	M36X2	19	12	25	69	67.8		46
S20593-42-16T	M42X2	25	16	30	76	74		50
S20593-52-20T	M52X2	32	20	38	99.5	89.5		60

D

内锁式

S22613-OR

英管内螺纹 60° 外锥面带O形圈
BSP FEMALE 60° CONE O-RING

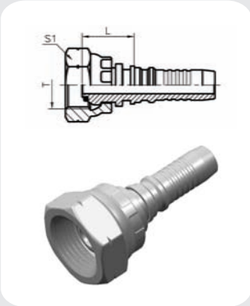

代 号 PART NO.	螺纹T THREAD T	软管 HOSE BORE 公称内径DN	标号 DASH		尺寸 DIMENSIONS L			S1
S22613-12-12OR	G3/4"X14	19	12		26.5			32
S22613-16-16OR	G1"X11	25	16		30.4			41
S22613-20-20OR	G1.1/4"X11	32	20		35.8			50
S22613-24-24OR	G1.1/2"X11	38	24		36.7			55

S22643-OR

45° 弯英管内螺纹 60° 外锥面带O形圈
45° BSP FEMALE 60° CONE O-RING

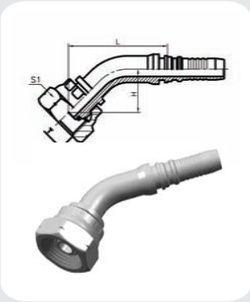

代 号 PART NO.	螺纹T THREAD T	软管 HOSE BORE 公称内径DN	标号 DASH		尺寸 DIMENSIONS L	H		S1
S22643-12-12OR	G3/4"X14	19	12		83	32		32
S22643-16-16OR	G1"X11	25	16		93	34.2		41
S22643-20-20OR	G1.1/4"X11	32	20		109.5	40		50
S22643-24-24OR	G1.1/2"X11	38	24		125	47		55

S22693-OR

90°弯英管内螺纹 60° 外锥面带O形圈
90° BSP FEMALE 60° CONE O-RING

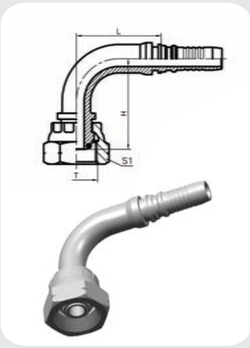

代 号 PART NO.	螺纹T THREAD T	软管 HOSE BORE 公称内径DN	标号 DASH		尺寸 DIMENSIONS L	H		S1
S22693-12-12OR	G3/4"X14	19	12		70	65		32
S22693-16-16OR	G1"X11	25	16		82	74		41
S22693-20-20OR	G1.1/4"X11	32	20		100	90		50
S22693-24-24OR	G1.1/2"X11	38	24		118	105		55

D

内锁式

S26713

美制JIC内螺纹74° 内锥面
JIC FEMALE 74° CONE SEAT SAE J514

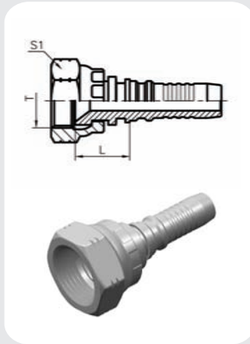

代 号 PART NO.	螺纹T THREAD T	软管 HOSE BORE 公称内径DN	标号 DASH		尺寸 DIMENSIONS L			S1
S26713-12-12	1.1/16 " X12	19	12		26.5			32
S26713-16-16	1.5/16 " X12	25	16		29.4			41
S26713-20-20	1.5/8 " X12	32	20		32.3			50
S26713-24-24	1.7/8 " X12	38	24		35.2			60
S26713-32-32	2.1/2 " X12	50	32		34.5			75

S26743

45° 弯美制JIC内螺纹74° 内锥面
45° ELBOWJIC FEMALE 74° CONE SEAT SAE J514

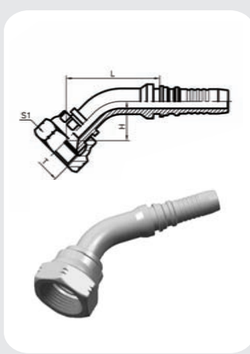

代 号 PART NO.	螺纹T THREAD T	软管 HOSE BORE 公称内径DN	标号 DASH		尺寸 DIMENSIONS L	H		S1
S26743-12-12	1.1/16 " X12	19	12		80	30.2		32
S26743-16-16	1.5/16 " X12	25	16		90	32.2		41
S26743-20-20	1.5/8 " X12	32	20		109	38.4		50
S26743-24-24	1.7/8 " X12	38	24		113	43.9		55
S26743-32-32	2.1/2 " X12	51	32		115	51.5		75

S26793

90° 弯美制JIC内螺纹74° 内锥面
90° JIC FEMALE 74° CONE SEAT SAE J514

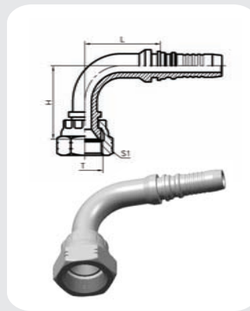

代 号 PART NO.	螺纹T THREAD T	软管 HOSE BORE 公称内径DN	标号 DASH		尺寸 DIMENSIONS L	H		S1
S26793-12-12	1.1/16 " X12	19	12		73.8	64.5		32
S26793-16-16	1.5/16 " X12	25	16		88.9	72.5		41
S26793-20-20	1.5/8 " X12	32	20		105.8	81.5		50
S26793-24-24	1.7/8 " X12	38	24		124.2	101		55
S26793-32-32	2.1/2 " X12	50	32		150.3	121.3		75

D

内锁式

S14213

美制ORFS外螺纹平面O形圈密封
ORFS MALE O–RING SEAL ISO 8434–3—SAE J1453

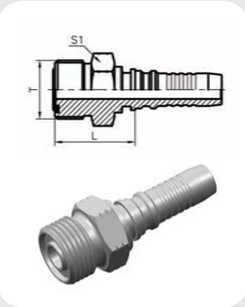

代 号 PART NO.	螺纹T THREAD T	软管 HOSE BORE 公称内径DN	标号 DASH		尺寸 DIMENSIONS L			S1
S14213–12–12	1.3/16 " X12	19	12		38.5			32
S14213–16–16	1.7/16 " X12	25	16		40.5			38
S14213–20–20	1.11/16 " X12	32	20		42.5			46
S14213–24–24	2 " X12	24	24		45.5			55

S24213

美制ORFS内螺纹平面
ORFS FEMALE FLAT SEAT ISO 12151–1—SAE J516

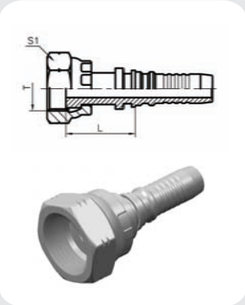

代 号 PART NO.	螺纹T THREAD T	软管 HOSE BORE 公称内径DN	标号 DASH		尺寸 DIMENSIONS L			S1
S24213–12–12	1.3/16 " X12	19	12		41			36
S24213–16–16	1.7/16 " X12	25	16		44.4			41
S24213–20–20	1.11/16 " X12	32	20		47.8			50
S24213–24–24	2 " X12	38	24		48.2			60

S24243

45° 弯美制ORFS内螺纹平面
45° ELBOW ORFS FEMALE FLAT SEAT ISO 12151–1—SAE J516

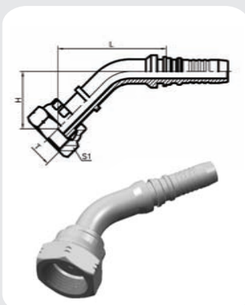

代 号 PART NO.	螺纹T THREAD T	软管 HOSE BORE 公称内径DN	标号 DASH		尺寸 DIMENSIONS L	H		S1
S24243–12–12	1.3/16 " X12	19	12		97.7	42		36
S24243–16–16	1.7/16 " X12	25	16		111	44.6		41
S24243–20–20	1.11/16 " X12	32	20		124	49		50
S24243–24–24	2 " X12	38	24		138.2	53.6		60

D

内锁式

S24293

90° 弯美制ORFS 内螺纹平面
90° ELBOW ORFS FEMALE FLAT SEAT ISO 12151–1—SAE J516

代 号 PART NO.	螺纹T THREAD T	软管 HOSE BORE 公称内径DN	标号 DASH		尺寸 DIMENSIONS L	H		S1
S24293–12–12	1.3/16 " X12	19	12		73.8	88.5		36
S24293–16–16	1.7/16 " X12	25	16		88.9	88.5		41
S24293–20–20	1.11/16 " X12	32	20		105.8	100		50
S24293–24–24	2 " X12	38	24		123.2	114.5		60

S87313

SAE 法兰 3000 PSI 61型
SAE FLANGE 3000 PSI CODE 61
ISO 12151–3–SAE J516

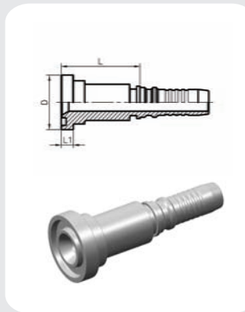

代 号 PART NO.	法兰型号 FLANGE SIZE	软管 HOSE BORE 公称内径DN	标号 DASH		尺寸 DIMENSIONS L		D	L1
S87313–12–12	3/4"	19	12		50		38.1	6.73
S87313–16–12	1"	19	12		53		44.4	8
S87313–16–16	1"	25	16		54		44.4	8
S87313–20–16	1.1/4"	25	16		59		50.8	8
S87313–20–20	1.1/4"	32	20		60		50.8	8
S87313–24–20	1.1/2"	32	20		70		60.3	8
S87313–24–24	1.1/2"	38	24		70		60.3	8
S87313–32–24	2"	38	24		67.5		71.4	9.53
S87313–32–32	2"	51	32		64.5		71.4	9.53

S87343

45° 弯SAE 法兰 3000 PSI 61型
45° SAE FLANGE 3000 PSI CODE 61
ISO 12151–3–SAE J516

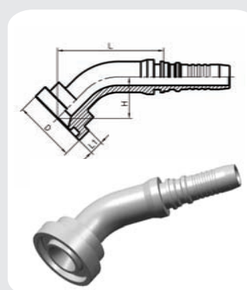

代 号 PART NO.	法兰型号 FLANGE SIZE	软管 HOSE BORE 公称内径DN	标号 DASH		尺寸 DIMENSIONS L	H	D	L1
S87343–12–12	3/4"	19	12		78	28	38.1	6.73
S87343–16–12	1"	19	12		78	28	44.4	8
S87343–16–16	1"	25	16		88	29.4	44.4	8
S87343–20–16	1.1/4"	25	16		88	29.4	50.8	8
S87343–20–20	1.1/4"	32	20		103	33.8	50.8	8
S87343–24–20	1.1/2"	32	20		103	33.8	60.3	8
S87343–24–24	1.1/2"	38	24		118	40.4	60.3	8
S87343–32–24	2"	38	24		119	40.4	71.4	9.53
S87343–32–32	2"	51	32		137	46.3	71.4	9.53

D

S87393

90° 弯SAE 法兰 3000 PSI 61型
90° SAE FLANGE 3000 PSI CODE 61
ISO 12151-3-SAE J516

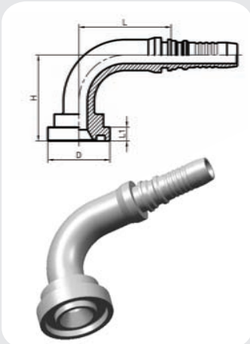

代 号 PART NO.	法兰型号 FLANGE SIZE	软管 HOSE BORE 公称内径DN	标号 DASH		尺寸 DIMENSIONS L	H	D	L1
S87393-12-12	3/4"	19	12		69	59	38.1	6.73
S87393-16-12	1"	19	12		69	59	44.4	8
S87393-16-16	1"	25	16		80	66	44.4	8
S87393-20-16	1.1/4"	25	16		80	66	50.8	8
S87393-20-20	1.1/4"	32	20		99.5	78.5	50.8	8
S87393-24-20	1.1/2"	32	20		99.5	78.5	60.3	8
S87393-24-24	1.1/2"	38	24		117	94	60.3	8
S87393-32-24	2"	38	24		117	94	71.4	9.53
S87393-32-32	2"	51	32		137	115	71.4	9.53

内锁式

S87613

SAE 法兰6000 PSI 62型
SAE FLANGE 6000 PSI CODE 62
ISO 12151-3-SAE J516

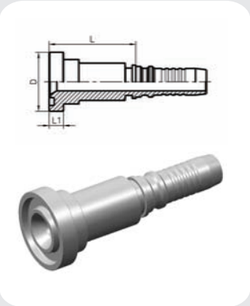

代 号 PART NO.	法兰型号 FLANGE SIZE	软管 HOSE BORE 公称内径DN	标号 DASH		尺寸 DIMENSIONS L	D		L1
S87613-12-12	3/4"	19	12		52.5	41.3		8.76
S87613-16-12	1"	19	12		55.5	47.6		9.53
S87613-16-16	1"	25	16		58.5	47.6		9.53
S87613-20-16	1.1/4"	25	16		66	54		10.29
S87613-20-20	1.1/4"	32	20		67.5	54		10.29
S87613-24-20	1.1/2"	32	20		76	63.5		12.57
S87613-24-24	1.1/2"	38	24		77	63.5		12.57
S87613-32-24	2"	38	24		84	79.4		12.57
S87613-32-32	2"	51	32		84	79.4		12.57

S87643

45° 弯SAE 法兰 6000 PSI 62型
45° SAE FLANGE 6000 PSI CODE 62
ISO 12151-3-SAE J516

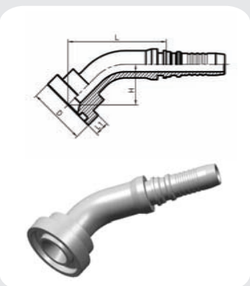

代 号 PART NO.	法兰型号 FLANGE SIZE	软管 HOSE BORE 公称内径DN	标号 DASH		尺寸 DIMENSIONS L	D	H	L1
S87643-12-12	3/4"	19	12		80	41.3	31	8.76
S87643-16-12	1"	19	12		83	47.6	33	9.53
S87643-16-16	1"	25	16		84	47.6	34.4	9.53
S87643-20-16	1.1/4"	25	16		97	54	37.3	10.29
S87643-20-20	1.1/4"	32	20		110	54	41.5	10.29
S87643-24-20	1.1/2"	32	20		114	63.5	45.1	12.57
S87643-24-24	1.1/2"	38	24		128	63.5	50.3	12.57
S87643-32-24	2"	38	24		133	79.4	56	12.57
S87643-32-32	2"	51	32		153	79.4	61.9	12.57

软管接头系列 HOSE FITTING 内锁式 Interlock Fitting Sannke®

D

S87693

90° 弯SAE 法兰 6000 PSI 62型
90° SAE FLANGE 6000 PSI CODE 62
ISO 12151-3-SAE J516

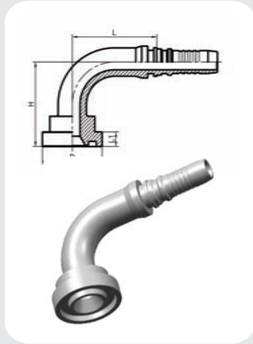

代 号 PART NO.	法兰型号 FLANGE SIZE	软管 HOSE BORE 公称内径DN	标号 DASH		尺寸 DIMENSIONS L	D	H	L1
S87693-12-12	3/4"	19	12		69	41.3	63	8.76
S87693-16-12	1"	19	12		69	47.6	66	9.53
S87693-16-16	1"	25	16		76	47.6	73	9.53
S87693-20-16	1.1/4"	25	16		76	54	77	10.29
S87693-20-20	1.1/4"	32	20		99.5	54	89.5	10.29
S87693-24-20	1.1/2"	32	20		99.5	63.5	94.5	12.57
S87693-24-24	1.1/2"	38	24		118	63.5	109	12.57
S87693-32-24	2"	38	24		118	79.4	109	12.57
S87693-32-32	2"	51	32		121	79.4	129	12.57

内锁式

S87913

SAE 法兰 9000 PSI
SAE FLANGE 9000 PSI

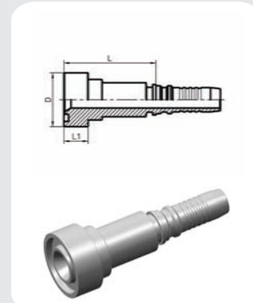

代 号 PART NO.	法兰型号 FLANGE SIZE	软管 HOSE BORE 公称内径DN	标号 DASH		尺寸 DIMENSIONS L	D		L1
S87913-12-12	3/4"	19	12		58	41.3		14.3
S87913-16-12	1"	19	12		62.5	47.6		14.3
S87913-16-16	1"	25	16		63.5	47.6		14.3
S87913-20-16	1.1/4"	25	16		70.5	54		14.3
S87913-20-20	1.1/4"	32	20		71.5	54		14.3
S87913-24-20	1.1/2"	32	20		78.5	63.5		14.3
S87913-24-24	1.1/2"	38	24		79	63.5		14.3

S87943

45° 弯SAE 法兰 9000 PSI
45° SAE FLANGE 9000 PSI

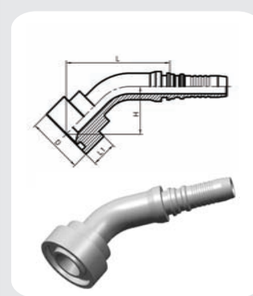

代 号 PART NO.	法兰型号 FLANGE SIZE	软管 HOSE BORE 公称内径DN	标号 DASH		尺寸 DIMENSIONS L	D	H	L1
S87943-12-12	3/4"	19	12		80	41.3	35	14.3
S87943-16-12	1"	19	12		81.5	47.6	36.5	14.3
S87943-16-16	1"	25	16		93	47.6	38	14.3
S87943-20-16	1.1/4"	25	16		95.5	54	40	14.3
S87943-20-20	1.1/4"	32	20		109	54	44.5	14.3
S87943-24-20	1.1/2"	32	20		111	63.5	46.5	14.3
S87943-24-24	1.1/2"	38	24		127	63.5	51.5	14.3

S87993

90° 弯SAE 法兰 9000 PSI
90° SAE FLANGE 9000 PSI

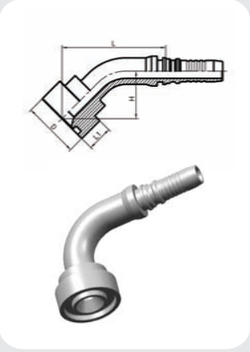

代 号 PART NO.	法兰型号 FLANGE SIZE	软管 HOSE BORE 公称内径DN	标号 DASH		尺寸 DIMENSIONS L	D	H	L1
S87993-12-12	3/4"	19	12		71	41.3	69	14.3
S87993-16-12	1"	19	12		71	47.6	71	14.3
S87993-16-16	1"	25	16		82	47.6	78	14.3
S87993-20-16	1.1/4"	25	16		82	54	81	14.3
S87993-20-20	1.1/4"	32	20		99.5	54	93.5	14.3
S87993-24-20	1.1/2"	32	20		99.5	63.5	96.5	14.3
S87993-24-24	1.1/2"	38	24		118	63.5	106	14.3

E

过渡接头

Adapter

E

卡套式

S1C、S1D
S1C/RN、S1D/RN

直通接头
STRAIGHT FITTINGS

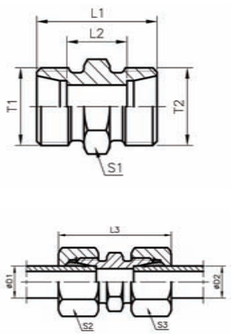

A 类

代号 PART NO.	螺纹 THREAD T1	螺纹 THREAD T2	管子外径 D1/D2	尺寸 DIMENSIONS L1	L2	L3	S1	S2/S3	重量 克/件	工作压力 (bar)	系列
S1C-12	M12X1.5	M12X1.5	06	24	10	39	12	14	12	500	L
S1C-14	M14X1.5	M14X1.5	08	25	11	40	14	17	16	500	
S1C-16	M16X1.5	M16X1.5	10	27	13	42	17	19	23	500	
S1C-18	M18X1.5	M18X1.5	12	28	14	43	19	22	28	400	
S1C-22	M22X1.5	M22X1.5	15	30	16	46	24	27	51	400	
S1C-26	M26X1.5	M26X1.5	18	31	16	48	27	32	69	400	
S1C-30	M30X2	M30X2	22	35	20	52	32	36	90	250	
S1C-36	M36X2	M36X2	28	36	21	54	41	41	137	250	
S1C-45	M45X2	M45X2	35	41	20	63	46	50	214	250	
S1C-52	M52X2	M52X2	42	43	21	66	55	60	296	250	
S1D-14	M14X1.5	M14X1.5	06	30	16	45	14	17	26	800	S
S1D-16	M16X1.5	M16X1.5	08	32	18	47	17	19	37	800	
S1D-18	M18X1.5	M18X1.5	10	32	17	49	19	22	44	800	
S1D-20	M20X1.5	M20X1.5	12	34	19	51	22	24	60	630	
S1D-22	M22X1.5	M22X1.5	14	38	22	57	24	27	77	630	
S1D-24	M24X1.5	M24X1.5	16	38	21	57	27	30	90	630	
S1D-30	M30X2	M30X2	20	44	23	66	32	36	143	420	
S1D-36	M36X2	M36X2	25	50	26	74	41	46	251	420	
S1D-42	M42X2	M42X2	30	54	27	80	46	50	330	420	
S1D-52	M52X2	M52X2	38	61	29	90	55	60	545	420	

注：如需带卡套及卡套螺母整套订货，则请在代号后加“RN”，如S1C-30/RN。
Note：In case if you are interested to order the adapter in complete set with cutting ring and nut，it is necessary to insert suffix“RN” after our part NO.，for example S1C-30/RN.

S1C9、S1D9
S1C9/RN、S1D9/RN

90° 弯接头
90° ELBOW FITTINGS

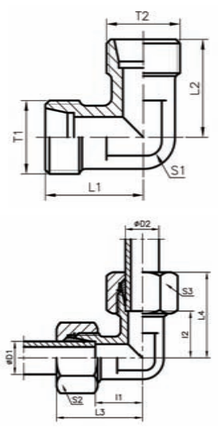

A 类

代号 PART NO.	螺纹 THREAD T1	螺纹 THREAD T2	管子外径 D1/D2	尺寸 DIMENSIONS L1/L2	L3/L4	I1/I2	S1	S2/S3	重量 克/件	工作压力 (bar)	系列
S1C9-12	M12X1.5	M12X1.5	06	19	27	12	12	14	29	500	L
S1C9-14	M14X1.5	M14X1.5	08	21	29	14	12	17	43	500	
S1C9-16	M16X1.5	M16X1.5	10	22	30	15	14	19	54	500	
S1C9-18	M18X1.5	M18X1.5	12	24	32	17	17	22	80	400	
S1C9-22	M22X1.5	M22X1.5	15	28	36	21	19	27	81	400	
S1C9-26	M26X1.5	M26X1.5	18	31	40	23.5	24	32	140	400	
S1C9-30	M30X2	M30X2	22	35	44	27.5	27	36	178	250	
S1C9-36	M36X2	M36X2	28	38	47	30.5	36	41	340	250	
S1C9-45	M45X2	M45X2	35	45	56	34.5	41	50	458	250	
S1C9-52	M52X2	M52X2	42	51	63	40	50	60	776	250	
S1D9-14	M14X1.5	M14X1.5	06	23	31	16	12	17	52	800	S
S1D9-16	M16X1.5	M16X1.5	08	24	32	17	14	19	74	800	
S1D9-18	M18X1.5	M18X1.5	10	25	34	17.5	17	22	97	800	
S1D9-20	M20X1.5	M20X1.5	12	29	38	21.5	17	24	137	630	
S1D9-22	M22X1.5	M22X1.5	14	30	40	22	19	27	145	630	
S1D9-24	M24X1.5	M24X1.5	16	33	43	24.5	24	30	162	630	
S1D9-30	M30X2	M30X2	20	37	48	26.5	27	36	221	420	
S1D9-36	M36X2	M36X2	25	42	54	30	36	46	424	420	
S1D9-42	M42X2	M42X2	30	49	62	35.5	41	50	603	420	
S1D9-52	M52X2	M52X2	38	57	72	41	50	60	1010	420	

注：如需带卡套及卡套螺母整套订货，则请在代号后加“RN”，如S1C9-30/RN。
Note：In case if you are interested to order the adapter in complete set with cutting ring and nut，it is necessary to insert suffix“RN” after our part NO.，for example S1C9-30/RN.

过渡接头 ADAPTER 公制DIN卡套式 METRIC Thread Bite Type Tube Fitting Sannke®

E

卡套式

S1C-Y、S1D-Y
S1C-Y/RN、S1D-Y/RN

圆柱过板接头
CYLINDER STRAIGHT BULKHEAD

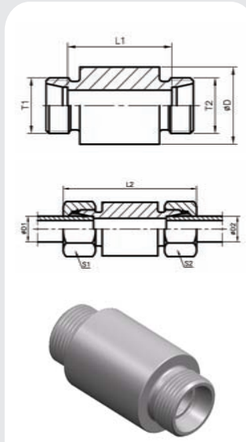

代号 PART NO.	螺纹 THREAD T1	螺纹 THREAD T2	管子外径 D1	D2	尺寸 DIMENSIONS D	L1	L2	S1	S2		重量 克/件	工作压力 (bar)	系列
S1C-12Y	M12X1.5	M12X1.5	06	06	18	56	85	14	14		103	500	L
S1C-14Y	M14X1.5	M14X1.5	08	08	20	56	85	17	17		121	500	
S1C-16Y	M16X1.5	M16X1.5	10	10	22	58	87	19	19		142	500	
S1C-18Y	M18X1.5	M18X1.5	12	12	25	58	87	22	22		176	400	
S1C-22Y	M22X1.5	M22X1.5	15	15	28	70	100	27	27		262	400	
S1C-26Y	M26X1.5	M26X1.5	18	18	32	69	101	32	32		333	400	
S1C-30Y	M30X2	M30X2	22	22	36	73	105	36	36		394	250	
S1C-36Y	M36X2	M36X2	28	28	40	73	106	41	41		448	250	
S1C-45Y	M45X2	M45X2	35	35	50	71	114	50	50		713	250	
S1C-52Y	M52X2	M52X2	42	42	60	70	115	60	60		997	250	
S1D-14Y	M14X1.5	M14X1.5	06	06	20	60	89	17	17		135	800	S
S1D-16Y	M16X1.5	M16X1.5	08	08	22	60	89	19	19		163	800	
S1D-18Y	M18X1.5	M18X1.5	10	10	25	59	91	22	22		201	800	
S1D-20Y	M20X1.5	M20X1.5	12	12	28	59	91	24	24		249	630	
S1D-22Y	M22X1.5	M22X1.5	14	14	30	72	107	27	27		337	630	
S1D-24Y	M24X1.5	M24X1.5	16	16	35	71	107	30	30		441	630	
S1D-30Y	M30X2	M30X2	20	20	38	71	114	36	36		509	420	
S1D-36Y	M36X2	M36X2	25	25	45	72	120	46	46		720	420	
S1D-42Y	M42X2	M42X2	30	30	50	73	126	50	50		873	420	
S1D-52Y	M52X2	M52X2	38	38	60	72	133	60	60		1248	420	

注：如需带卡套及卡套螺母整套订货，则请在代号后加“RN”，如S1C-30Y/RN。
Note：In case if you are interested to order the adapter in complete set with cutting ring and nut，it is necessary to insert suffix“RN” after our part NO，for example S1C-30Y/RN.

SAC、SAD
SAC/RN、SAD/RN

三通接头
EQUAL TEES

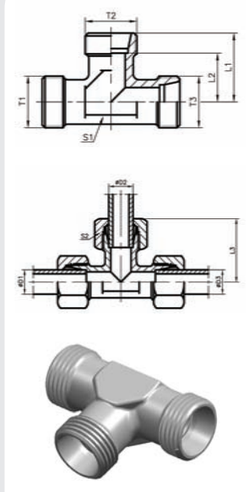

A 类

代号 PART NO.	螺纹 THREAD T1/T2/T3	管子外径 D1/D2/D3	尺寸 DIMENSIONS L1	L2	L3	S1	S2			重量 克/件	工作压力 (bar)	系列
SAC-12	M12X1.5	06	19	12	27	12	14			37	500	L
SAC-14	M14X1.5	08	21	14	29	12	17			53	500	
SAC-16	M16X1.5	10	22	15	30	14	19			48	500	
SAC-18	M18X1.5	12	24	17	32	17	22			65	400	
SAC-22	M22X1.5	15	28	21	36	19	27			106	400	
SAC-26	M26X1.5	18	31	23.5	40	24	32			179	400	
SAC-30	M30X2	22	35	27.5	44	27	36			225	250	
SAC-36	M36X2	28	38	30.5	47	36	41			396	250	
SAC-45	M45X2	35	45	34.5	56	41	50			567	250	
SAC-52	M52X2	42	51	40	63	50	60			905	250	
SAD-14	M14X1.5	06	23	16	31	12	17			68	800	S
SAD-16	M16X1.5	08	24	17	32	14	19			70	800	
SAD-18	M18X1.5	10	25	17.5	34	17	22			91	800	
SAD-20	M20X1.5	12	29	21.5	38	17	24			117	630	
SAD-22	M22X1.5	14	30	22	40	19	27			136	620	
SAD-24	M24X1.5	16	33	24.5	43	24	30			202	630	
SAD-30	M30X2	20	37	26.5	48	27	36			289	420	
SAD-36	M36X2	25	42	30	54	36	46			545	420	
SAD-42	M42X2	30	49	35.5	62	41	50			758	420	
SAD-52	M52X2	38	57	41	72	50	60			1264	420	

注：如需带卡套及卡套螺母整套订货，则请在代号后加“RN”，如SAC-30/RN。
Note：In case if you are interested to order the adapter in complete set with cutting ring and nut，it is necessary to insert suffix“RN” after our part NO.，for example SAC-30/RN.

E

卡套式

SXC、SXD
SXC/RN、SXD/RN

四通接头
CROSS FITTINGS

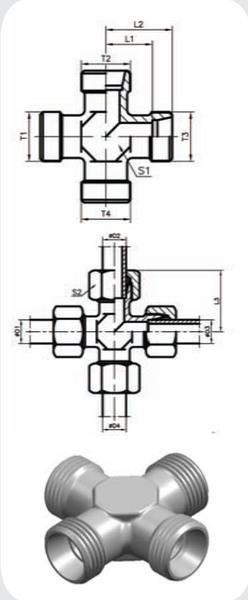

代号 PART NO.	螺纹 THREAD T1/T2/T3/T4	管子外径 D1/D2/D3/D4	尺寸 DIMENSIONS L1	L2	L3	S1	S2			重量 克/件	工作压力 (bar)	系列
SXC-12	M12X1.5	06	19	12	27	12	14			35	315	L
SXC-14	M14X1.5	08	21	14	29	12	17			40	315	
SXC-16	M16X1.5	10	22	15	30	14	19			52	315	
SXC-18	M18X1.5	12	24	17	32	17	22			69	315	
SXC-22	M22X1.5	15	28	21	36	19	27			130	315	
SXC-26	M26X1.5	18	31	23.5	40	24	32			188	315	
SXC-30	M30X2	22	35	27.5	44	27	36			251	160	
SXC-36	M36X2	28	38	30.5	47	36	41			392	160	
SXC-45	M45X2	35	45	34.5	56	41	50			618	160	
SXC-52	M52X2	42	51	40	63	50	60			905	160	
SXD-14	M14X1.5	06	23	16	31	12	17			58	630	S
SXD-16	M16X1.5	08	24	17	32	14	19			82	630	
SXD-18	M18X1.5	10	25	17.5	34	17	22			97	630	
SXD-20	M20X1.5	12	29	21.5	38	17	24			146	630	
SXD-22	M22X1.5	14	30	22	40	19	27			176	400	
SXD-24	M24X1.5	16	33	24.5	43	24	30			220	400	
SXD-30	M30X2	20	37	26.5	48	27	36			339	315	
SXD-36	M36X2	25	42	30	54	36	46			576	315	
SXD-42	M42X2	30	49	35.5	62	41	50			843	315	
SXD-52	M52X2	38	57	41	72	50	60			1350	315	

注：如需带卡套及卡套螺母整套订货，则请在代号后加“RN”，如SXC-30/RN。
Note：In case if you are interested to order the adapter in complete set with cutting ring and nut，it is necessary to insert suffix“RN” after our part NO.，for example SXC-30/RN.

S6C-LN、S6D-LN
S6C-LN/RN、S6D-LN/RN

直通过板接头
STRAIGHT BULKHEAD FITTINGS

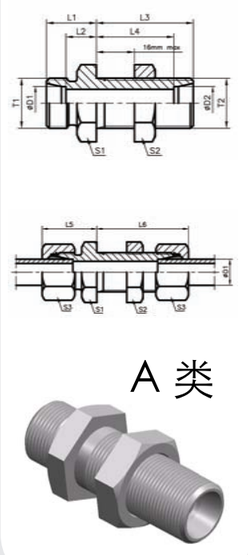

代号 PART NO.	螺纹 THREAD T1	T2	管子外径 D1	D2	尺寸 DIMENSIONS L1	L2	L3	L4	L5	L6	S1	S2	S3/S4	重量 克/件	工作压力 (bar)	系列
S6C-12LN	M12X1.5	M12X1.5	06	06	14	7	34	27	22	42	17	17	14	39	500	L
S6C-14LN	M14X1.5	M14X1.5	08	08	15	8	34	27	23	42	19	19	17	50	500	
S6C-16LN	M16X1.5	M16X1.5	10	10	17	10	35	28	25	43	22	22	19	67	500	
S6C-18LN	M18X1.5	M18X1.5	12	12	17	10	36	29	25	44	24	24	22	78	400	
S6C-22LN	M22X1.5	M22X1.5	15	15	19	12	38	31	27	46	27	30	27	128	400	
S6C-26LN	M26X1.5	M26X1.5	18	18	21	13.5	40	32.5	30	49	32	36	32	198	400	
S6C-30LN	M30X2	M30X2	22	22	24	16.5	42	34.5	33	51	36	41	36	254	250	
S6C-36LN	M36X2	M36X2	28	28	26	18.5	43	35.5	35	52	41	46	41	335	250	
S6C-45LN	M45X2	M45X2	35	35	29	18.5	47	36.5	40	58	50	55	50	546	250	
S6C-52LN	M52X2	M52X2	42	42	30	19	47	36	42	59	60	65	60	758	250	
S6D-14LN	M14X1.5	M14X1.5	06	06	19	12	36	29	27	44	19	19	17	65	900	S
S6D-16LN	M16X1.5	M16X1.5	08	08	20	13	36	29	28	44	22	22	19	87	900	
S6D-18LN	M18X1.5	M18X1.5	10	10	22	14.5	37	29.5	31	46	24	24	22	112	900	
S6D-20LN	M20X1.5	M20X1.5	12	12	22	14.5	38	30.5	31	47	27	27	24	141	900	
S6D-22LN	M22X1.5	M22X1.5	14	14	25	17	40	32	35	50	30	30	27	180	700	
S6D-24LN	M24X1.5	M24X1.5	16	16	25	16.5	40	31.5	35	50	32	32	30	201	630	
S6D-30LN	M30X2	M30X2	20	20	28	17.5	44	33.5	39	55	41	41	36	462	630	
S6D-36LN	M36X2	M36X2	25	25	32	20	47	35	44	59	46	46	46	492	630	
S6D-42LN	M42X2	M42X2	30	30	35	21.5	51	37.5	48	64	50	50	50	631	420	
S6D-52LN	M52X2	M52X2	38	38	38	22	53	37	53	68	65	65	60	1083	420	

注：如需带卡套及卡套螺母订货，在代号后加“RN”，如6C-30LN/RN；
Note：order the adapter with cutting ring and nut ,insert suffix " RN " after part NO ,
for example 6C-30LN/RN

E

卡套式

S6C9-LN、S6D9-LN
S6C9-LN/RN S6D9-LN/RN

90° 弯曲过板接头
90° ELBOW BULKHEAD FITTINGS

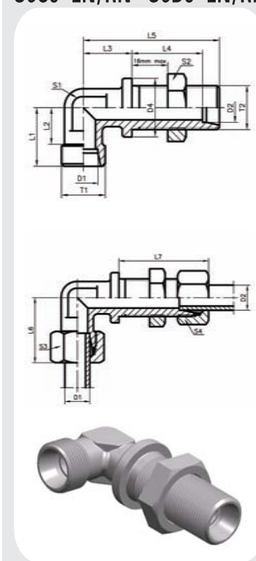

代号 PART NO.	螺纹 THREAD T1	T2	管子外径 D1	D2	D4	尺寸 DIMENSIONS L1	L2	L3	L4	L5	L6	L7	S1	S2	S3/S4	重量 克/件	工作压力 (bar)	系列
S6C9-12LN	M12X1.5	M12X1.5	06	06	17	19	12	14	27	48	27	42	12	17	14	51	315	L
S6C9-14LN	M14X1.5	M14X1.5	08	08	19	21	14	17	27	51	29	42	12	19	17	61	315	
S6C9-16LN	M16X1.5	M16X1.5	10	10	22	22	15	18	28	53	30	43	14	22	19	78	315	
S6C9-18LN	M18X1.5	M18X1.5	12	12	24	24	17	20	29	56	32	44	17	24	22	85	315	
S6C9-22LN	M22X1.5	M22X1.5	15	15	27	28	21	23	31	61	36	46	19	30	27	150	315	
S6C9-26LN	M26X1.5	M26X1.5	18	18	32	31	23.5	24	32.5	64	40	49	24	36	32	238	315	
S6C9-30LN	M30X2	M30X2	22	22	36	35	27.5	30	34.5	72	44	51	27	41	36	327	160	
S6C9-36LN	M36X2	M36X2	28	28	42	38	30.5	34	35.5	77	47	52	36	46	41	482	160	
S6C9-45LN	M45X2	M45X2	35	35	50	45	34.5	39	36.5	86	56	58	41	55	50	729	160	
S6C9-52LN	M52X2	M52X2	42	42	60	51	40	43	36	90	63	59	50	65	60	1091	160	
S6D9-14LN	M14X1.5	M14X1.5	06	06	19	23	16	17	29	53	31	44	12	19	17	72	630	S
S6D9-16LN	M16X1.5	M16X1.5	08	08	22	24	17	18	29	54	32	44	14	22	19	99	630	
S6D9-18LN	M18X1.5	M18X1.5	10	10	24	25	17.5	20	29.5	57	34	46	17	24	22	128	630	
S6D9-20LN	M20X1.5	M20X1.5	12	12	27	29	21.5	21	30.5	59	38	47	17	27	24	168	630	
S6D9-22LN	M22X1.5	M22X1.5	14	14	27	30	22	23	32	63	40	50	19	30	27	194	630	
S6D9-24LN	M24X1.5	M24X1.5	16	16	30	33	24.5	24	31.5	64	43	50	24	32	30	249	400	
S6D9-30LN	M30X2	M30X2	20	20	36	37	26.5	30	33.5	74	48	55	27	41	36	390	400	
S6D9-36LN	M36X2	M36X2	25	25	42	42	30	34	35	81	54	59	36	46	46	618	400	
S6D9-42LN	M42X2	M42X2	30	30	50	49	35.5	39	37.5	90	62	64	41	50	50	889	500	
S6D9-52LN	M52X2	M52X2	38	38	60	57	41	43	37	96	72	68	50	65	60	1337	315	

注：如需带卡套及卡套螺母订货，在代号后加“RN”，如6C9-30LN/RN；
Note：order the adapter with cutting ring and nut ,insert suffix " RN " after part NO ,for example 6C9-30LN/RN

S2C-W、S2D-W
S2C-W/RN、S2D-W/RN

外螺纹内螺纹转换接头
REDUCER TUBE ADAPTOR WITH SWIVEL NUT

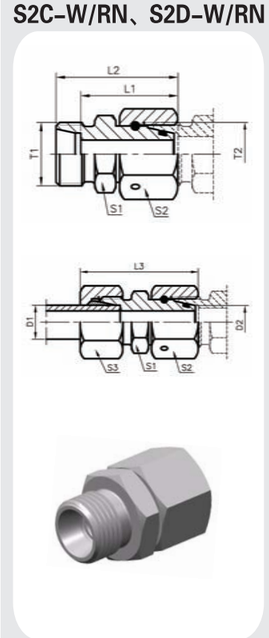

代号 PART NO.	螺纹 THREAD T1	T2	管子外径 D1/D2	尺寸 DIMENSIONS L1	L2	L3	S1	S2/S3	重量 克/件	工作压力 (bar)	系列
S2C-12W	M12X1.5	M12X1.5	06	36	43	51	12	14	33	500	L
S2C-14W	M14X1.5	M14X1.5	08	36	43	51	14	17	46	500	
S2C-16W	M16X1.5	M16X1.5	10	36	43	51	17	19	60	500	
S2C-18W	M18X1.5	M18X1.5	12	36	43	51	19	22	75	400	
S2C-22W	M22X1.5	M22X1.5	15	36	43	51	24	27	118	400	
S2C-26W	M26X1.5	M26X1.5	18	36	43.5	52	27	32	153	400	
S2C-30W	M30X2	M30X2	22	40	47.5	56	32	36	210	250	
S2C-36W	M36X2	M36X2	28	40	47.5	57	41	41	279	250	
S2C-45W	M45X2	M45X2	35	50	60.5	72	46	50	468	250	
S2C-52W	M52X2	M52X2	42	60	71	83	55	60	802	250	
S2D-14W	M14X1.5	M14X1.5	06	36	43	51	14	17	48	800	S
S2D-16W	M16X1.5	M16X1.5	08	36	43	51	17	19	64	800	
S2D-18W	M18X1.5	M18X1.5	10	36	43.5	52	19	22	81	800	
S2D-20W	M20X1.5	M20X1.5	12	36	43.5	52	22	24	97	630	
S2D-22W	M22X1.5	M22X1.5	14	40	48	58	24	27	133	630	
S2D-24W	M24X1.5	M24X1.5	16	40	48.5	58	27	30	166	630	
S2D-30W	M30X2	M30X2	20	46	56.5	68	32	36	265	420	
S2D-36W	M36X2	M36X2	25	50	62	74	41	46	466	420	
S2D-42W	M42X2	M42X2	30	56	69.5	83	46	50	601	420	
S2D-52W	M52X2	M52X2	38	60	76	91	55	60	871	420	

注：如需带卡套及卡套螺母整套订货，则请在代号后加“RN”，如S2C-30/RN。
Note：In case if you are interested to order the adapter in complete set with cutting ring and nut，it is necessary to insert suffix“RN” after our part NO.，for example S2C-30/RN.

S2C4-W、S2D4-W
S2C4-W/RN、S2D4-W/RN

45° 弯外螺纹内螺纹转换接头

45° ELBOW REDUCER TUBE ADAPTOR WITH SWIVEL NUT

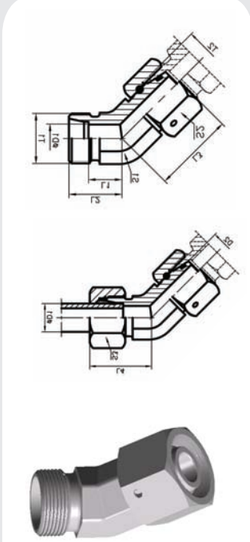

代号 PART NO.	螺纹 THREAD T1	T2	管子外径 TUBE O.D D1	D2	尺寸 DIMENSIONS L1	L2	L3	S1	S2/S3	重量 克/件	工作压力 (bar)	系列
S2C4-12W	M12X1.5	M12X1.5	06	9	16	26	24	14	14	37	500	L
S2C4-14W	M14X1.5	M14X1.5	08	12	19	27.5	27	14	17	49	500	
S2C4-16W	M16X1.5	M16X1.5	10	12	19	29	27	19	19	77	500	
S2C4-18W	M18X1.5	M18X1.5	12	14	21	29.5	29	19	22	86	400	
S2C4-22W	M22X1.5	M22X1.5	15	17	24	32.5	32	22	27	144	400	
S2C4-26W	M26X1.5	M26X1.5	18	16.5	24	35.5	33	27	32	210	400	
S2C4-30W	M30X2	M30X2	22	18.5	26	38.5	35	30	36	270	250	
S2C4-36W	M36X2	M36X2	28	23	30.5	41.5	40	36	41	385	250	
S2C4-45W	M45X2	M45X2	35	26.5	37	51	48	50	50	805	250	
S2C4-52W	M52X2	M52X2	42	26	37	56	49	50	60	887	250	
S2D4-14W	M14X1.5	M14X1.5	06	9	16	27	24	14	17	50	800	S
S2D4-16W	M16X1.5	M16X1.5	08	12	19	27.5	27	19	19	80	800	
S2D4-18W	M18X1.5	M18X1.5	10	13.5	21	30	30	19	22	95	800	
S2D4-20W	M20X1.5	M20X1.5	12	16.5	24	31	33	22	24	137	630	
S2D4-24W	M24X1.5	M24X1.5	16	15.5	24	36.5	34	27	30	217	630	
S2D4-30W	M30X2	M30X2	20	16	26.5	44.5	38	30	36	313	420	
S2D4-36W	M36X2	M36X2	25	18.5	30.5	50	43	36	46	529	420	
S2D4-42W	M42X2	M42X2	30	23.5	37	55	50	50	50	940	420	
S2D4-52W	M52X2	M52X2	38	21	37	63	52	50	60	1055	420	

注：如需带卡套及卡套螺母整套订货，则请在代号后加“RN”，如S2C4-30W/RN。

Note：In case if you are interested to order the adapter in complete set with cutting ring and nut，it is necessary to insert suffix“RN” after our part NO.，for example S2C4-30W/RN.

S2C9-W 、S2D9-W
S2C9-W/RN、S2D9-W/RN

90° 弯外螺纹内螺纹转换接头

90° ELBOW REDUCER TUBE ADAPTOR WITH SWIVEL NUT

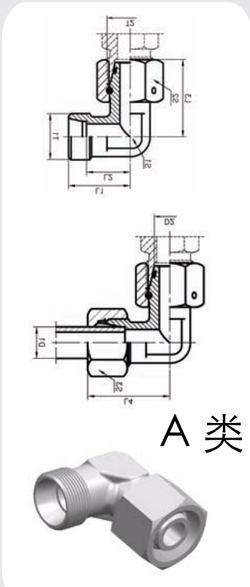

代号 PART NO.	螺纹 THREAD T1	T2	管子外径 D1/D2	尺寸 DIMENSIONS L1	L2	L3	L4	S1	S2/S3	重量 克/件	工作压力 (bar)	系列
S2C9-12W	M12X1.5	M12X1.5	06	19	12	26	27	12	14	34	500	L
S2C9-14W	M14X1.5	M14X1.5	08	21	14	27.5	29	12	17	43	500	
S2C9-16W	M16X1.5	M16X1.5	10	22	15	29	30	14	19	58	500	
S2C9-18W	M18X1.5	M18X1.5	12	24	17	29.5	32	17	22	81	400	
S2C9-22W	M22X1.5	M22X1.5	15	28	21	32.5	36	19	27	128	400	
S2C9-26W	M26X1.5	M26X1.5	18	31	23.5	35.5	40	24	32	197	400	
S2C9-30W	M30X2	M30X2	22	35	27.5	38.5	44	27	36	258	250	
S2C9-36W	M36X2	M36X2	28	38	30.5	41.5	47	36	41	370	250	
S2C9-45W	M45X2	M45X2	35	45	34.5	51	56	41	50	593	250	
S2C9-52W	M52X2	M52X2	42	51	40	56	63	50	60	993	250	
S2D9-14W	M14X1.5	M14X1.5	06	23	16	27	31	12	17	48	800	S
S2D9-16W	M16X1.5	M16X1.5	08	24	17	27.5	32	14	19	65	800	
S2D9-18W	M18X1.5	M18X1.5	10	25	17.5	30	34	17	22	92	800	
S2D9-20W	M20X1.5	M20X1.5	12	29	21.5	31	38	17	24	107	630	
S2D9-22W	M22X1.5	M22X1.5	14	30	22	35	40	19	27	146	630	
S2D9-24W	M24X1.5	M24X1.5	16	33	24.5	36.5	43	24	30	212	630	
S2D9-30W	M30X2	M30X2	20	37	26.5	44.5	48	27	36	309	420	
S2D9-36W	M36X2	M36X2	25	42	30	50	54	36	46	547	420	
S2D9-42W	M42X2	M42X2	30	49	35.5	55	62	41	50	744	420	
S2D9-52W	M52X2	M52X2	38	57	41	63	72	50	60	1222	420	

注：如需带卡套及卡套螺母整套订货，则请在代号后加“RN”，如S2C9-30W/RN。

Note：In case if you are interested to order the adapter in complete set with cutting ring and nut，it is necessary to insert suffix“RN” after our part NO.，for example S2C9-30W/RN。

S3C-W
S3D-W

内螺纹直通接头

STRAIGHT TUBE ADAPTERS WITH SWIVEL NUT

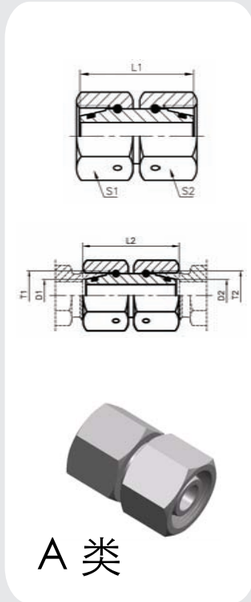

代号 PART NO.	螺纹 THREAD T1	T2	管子外径 D1/D2	尺寸 DIMENSIONS L1	L2	S1/S2				重量 克/件	工作压力 (bar)	系列
S3C-12W	M12X1.5	M12X1.5	06	32	33	14				28	500	L
S3C-14W	M14X1.5	M14X1.5	08	32	33	17				41	500	
S3C-16W	M16X1.5	M16X1.5	10	33	34	19				53	500	
S3C-18W	M18X1.5	M18X1.5	12	33	34	22				71	400	
S3C-22W	M22X1.5	M22X1.5	15	38	39	27				129	400	
S3C-26W	M26X1.5	M26X1.5	18	38	40	32				165	400	
S3C-30W	M30X2	M30X2	22	42	44	36				243	250	
S3C-36W	M36X2	M36X2	28	46	48	41				319	250	
S3C-45W	M45X2	M45X2	35	48	52	50				449	250	
S3C-52W	M52X2	M52X2	42	52	57	60				737	250	
S3D-14W	M14X1.5	M14X1.5	06	32	33	17				41	800	S
S3D-16W	M16X1.5	M16X1.5	08	33	34	19				54	800	
S3D-18W	M18X1.5	M18X1.5	10	33	35	22				74	800	
S3D-20W	M20X1.5	M20X1.5	12	36	38	24				95	630	
S3D-22W	M22X1.5	M22X1.5	14	39	41	27				131	630	
S3D-24W	M24X1.5	M24X1.5	16	39	42	30				172	630	
S3D-30W	M30X2	M30X2	20	44	48	36				261	420	
S3D-36W	M36X2	M36X2	25	46	53	46				477	420	
S3D-42W	M42X2	M42X2	30	52	62	50				605	420	
S3D-52W	M52X2	M52X2	38	52	67	60				826	420	

SBC-W、SBD-W
SBC-W/RN、SBD-W/RN

中间端内螺纹组合三通接头

BRANCH TEE FITTINGS WITH SWIVEL NUT

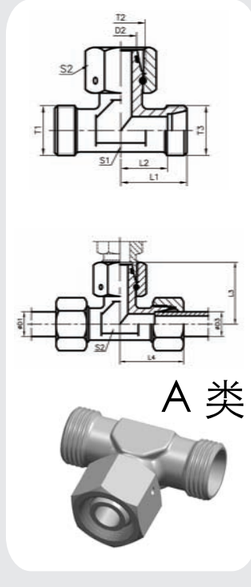

代号 PART NO.	螺纹 THREAD T1/T3	T2	管子外径 D1/D3	D2	尺寸 DIMENSIONS L1	L2	L3	L4	S1	S2	重量 克/件	工作压力 (bar)	系列
SBC-12W	M12X1.5	M12X1.5	06	06	19	12	26	27	12	14	42	500	L
SBC-14W	M14X1.5	M14X1.5	08	08	21	14	27.5	29	12	17	53	500	
SBC-16W	M16X1.5	M16X1.5	10	10	22	15	29	30	14	19	71	500	
SBC-18W	M18X1.5	M18X1.5	12	12	24	17	29.5	32	17	22	97	400	
SBC-22W	M22X1.5	M22X1.5	15	15	28	21	32.5	36	19	27	159	400	
SBC-26W	M26X1.5	M26X1.5	18	18	31	23.5	35.5	40	24	32	239	400	
SBC-30W	M30X2	M30X2	22	22	35	27.5	38.5	44	27	36	308	250	
SBC-36W	M36X2	M36X2	28	28	38	30.5	41.5	47	36	41	449	250	
SBC-45W	M45X2	M45X2	35	35	45	34.5	51	56	41	50	679	250	
SBC-52W	M52X2	M52X2	42	42	51	40	56	63	50	60	1131	250	
SBD-14W	M14X1.5	M14X1.5	06	06	23	16	27	31	12	17	63	800	S
SBD-16W	M16X1.5	M16X1.5	08	08	24	17	27.5	32	14	19	79	800	
SBD-18W	M18X1.5	M18X1.5	10	10	25	17.5	30	34	17	22	113	800	
SBD-20W	M20X1.5	M20X1.5	12	12	29	21.5	31	38	17	24	136	630	
SBD-22W	M22X1.5	M22X1.5	14	14	30	22	35	40	19	27	173	630	
SBD-24W	M24X1.5	M24X1.5	16	16	33	24.5	36.5	43	24	30	239	630	
SBD-30W	M30X2	M30X2	20	20	37	26.5	44.5	48	27	36	388	420	
SBD-36W	M36X2	M36X2	25	25	42	30	50	54	36	46	652	420	
SBD-42W	M42X2	M42X2	30	30	49	35.5	55	62	41	50	905	420	
SBD-52W	M52X2	M52X2	38	38	57	41	60	72	50	60	1462	420	

注：如需带卡套及卡套螺母整套订货，则请在代号后加“RN”，如SBC-30W/RN。

Note：In case if you are interested to order the adapter in complete set with cutting ring and nut，it is necessary to insert suffix“RN” after our part NO.，for example SBC-30W/RN.

E

卡套式

SCC-W、SCD-W
SCC-W/RN、SCD-W/RN

内螺纹主支三通接头
RUN TEE FITTINGS WITH SWIVEL NUT

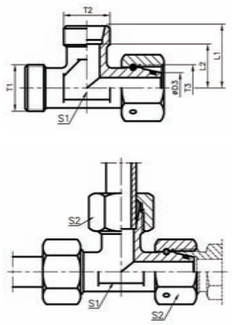

A 类

代号 PART NO.	螺纹 THREAD T1/T2	螺纹 THREAD T3	管子外径 D1/D2	管子外径 D3	尺寸 DIMENSIONS L1	L2	L3	L4	S1	S2	重量 克/件	工作压力 (bar)	系列
SCC-12W	M12X1.5	M12X1.5	06	06	19	12	26	27	12	14	42	500	L
SCC-14W	M14X1.5	M14X1.5	08	08	21	14	27.5	29	12	17	53	500	
SCC-16W	M16X1.5	M16X1.5	10	10	22	15	29	30	14	19	71	500	
SCC-18W	M18X1.5	M18X1.5	12	12	24	17	29.5	32	17	22	97	400	
SCC-22W	M22X1.5	M22X1.5	15	15	28	21	32.5	36	19	27	159	400	
SCC-26W	M26X1.5	M26X1.5	18	18	31	23.5	35.5	40	24	32	239	400	
SCC-30W	M30X2	M30X2	22	22	35	27.5	38.5	44	27	36	308	250	
SCC-36W	M36X2	M36X2	28	28	38	30.5	41.5	47	36	41	449	250	
SCC-45W	M45X2	M45X2	35	35	45	34.5	51	56	41	50	679	250	
SCC-52W	M52X2	M52X2	42	42	51	40	56	63	50	60	1131	250	
SCD-14W	M14X1.5	M14X1.5	06	06	23	16	27	31	12	17	63	800	S
SCD-16W	M16X1.5	M16X1.5	08	08	24	17	27.5	32	14	19	79	800	
SCD-18W	M18X1.5	M18X1.5	10	10	25	17.5	30	34	17	22	113	800	
SCD-20W	M20X1.5	M20X1.5	12	12	29	21.5	31	38	17	24	136	630	
SCD-22W	M22X1.5	M22X1.5	14	14	30	22	35	40	19	27	173	630	
SCD-24W	M24X1.5	M24X1.5	16	16	33	24.5	36.5	43	24	30	239	630	
SCD-30W	M30X2	M30X2	20	20	37	26.5	44.5	48	27	36	388	420	
SCD-36W	M36X2	M36X2	25	25	42	30	50	54	36	46	652	420	
SCD-42W	M42X2	M42X2	30	30	49	35.5	55	62	41	50	905	420	
SCD-52W	M52X2	M52X2	38	38	57	41	60	72	50	60	1462	420	

注：如需带卡套及卡套螺母整套订货，则请在代号后加“RN”，如SCC-30W/RN。

Note：In case if you are interested to order the adapter in complete set with cutting ring and nut，it is necessary to insert suffix“RN” after our part NO.，for example SCC-30W/RN.

过渡接头 ADAPTER 公制DIN卡套式 METRIC Thread Bite Type Tube Fitting Sannke®

E

卡套式

S1CB、S1DB
S1CB/RN、S1DB/RN

英管螺纹60° 锥密封或组合垫密封两用柱端
BSP THREAD 60° CONE SEALING

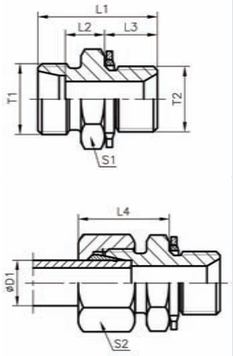

代号 PART NO.	螺纹 THREAD T1	螺纹 THREAD T2	管子外径 D1	尺寸 DIMENSIONS L1	L2	L3	L4	S1	S2	重量 克/件	工作压力 (bar)	系列
S1CB-12-02	M12X1.5	G1/8"X28	06	25	10	8	23	14	14	12	500	L
S1CB-12-04	M12X1.5	G1/4"X19	06	28	12	11	24	19	14	28	500	
S1CB-14-02	M14X1.5	G1/8"X28	08	25	10	8	23	14	17	16	500	
S1CB-14-04	M14X1.5	G1/4"X19	08	28	12	11	24	19	17	27	500	
S1CB-14-06	M14X1.5	G3/8"X19	08	29.5	13.5	12	24	22	17	44	420	
S1CB-16-04	M16X1.5	G1/4"X19	10	29	12	11	25	19	19	29	500	
S1CB-16-06	M16X1.5	G3/8"X19	10	30.5	13.5	12	25	22	19	42	420	
S1CB-16-08	M16X1.5	G1/2"X14	10	34	16	14	26	27	19	70	400	
S1CB-18-04	M18X1.5	G1/4"X19	12	29	12	11	25	19	22	30	400	
S1CB-18-06	M18X1.5	G3/8"X19	12	30.5	13.5	12	25	22	22	40	420	
S1CB-18-08	M18X1.5	G1/2"X14	12	34	16	14	26	27	22	66	400	
S1CB-18-12	M18X1.5	G3/4"X14	12	36.5	18.5	16	26	32	22	117	250	
S1CB-22-06	M22X1.5	G3/8"X19	15	32	13.5	12	26	24	27	53	400	
S1CB-22-08	M22X1.5	G1/2"X14	15	35.5	16	14	27	27	27	71	400	
S1CB-26-08	M26X1.5	G1/2"X14	18	35	16	14	28	27	32	70	400	
S1CB-26-12	M26X1.5	G3/4"X14	18	37.5	18.5	16	28	32	32	118	250	
S1CB-30-12	M30X2	G3/4"X14	22	39.5	18.5	16	30	32	36	101	250	
S1CB-36-16	M36X2	G1"X11	28	42.5	20.5	19	31	41	41	168	250	
S1CB-45-20	M45X2	G1.1/4"X11	35	46.5	20.5	20	37	50	50	270	250	
S1CB-52-24	M52X2	G1.1/2"X11	42	50	23	22	39	55	60	340	250	
S1DB-14-04	M14X1.5	G1/4"X19	06	32	12	11	28	19	17	35	800	S
S1DB-16-04	M16X1.5	G1/4"X19	08	32	12	11	28	19	19	40	800	
S1DB-16-06	M16X1.5	G3/8"X19	08	35.5	13.5	12	32	22	19	56	800	
S1DB-18-04	M18X1.5	G1/4"X19	10	32	12	11	29	19	22	41	400	
S1DB-18-06	M18X1.5	G3/8"X19	10	35.5	13.5	12	31	22	22	54	800	
S1DB-18-08	M18X1.5	G1/2"X14	10	38	16	14	31	27	22	95	630	
S1DB-20-04	M20X1.5	G1/4"X19	12	34	12	11	31	22	24	60	630	
S1DB-20-06	M20X1.5	G3/8"X19	12	35.5	13.5	12	31	22	24	62	630	
S1DB-20-08	M20X1.5	G1/2"X14	12	38	16	14	31	27	24	98	630	
S1DB-22-08	M22X1.5	G1/2"X14	14	40	16	14	34	27	27	95	630	
S1DB-24-06	M24X1.5	G3/8"X19	16	37.5	13.5	12	34	27	30	82	630	
S1DB-24-08	M24X1.5	G1/2"X14	16	40	16	14	34	27	30	90	630	
S1DB-24-12	M24X1.5	G3/4"X14	16	44.5	18.5	16	36	32	30	150	420	
S1DB-30-12	M30X2	G3/4"X14	20	46.5	18.5	16	39	32	36	147	420	
S1DB-36-08	M36X2	G1/2"X14	25	47	16	14	43	41	46	226	420	
S1DB-36-12	M36X2	G3/4"X14	25	49.5	18.5	16	43	41	46	264	420	
S1DB-36-16	M36X2	G1"X11	25	52.5	20.5	19	44	41	46	400	420	
S1DB-42-20	M42X2	G1.1/4"X11	30	55.5	20.5	20	48	50	50	415	420	
S1DB-52-24	M52X2	G1.1/2"X11	38	62	23	22	54	55	60	560	420	

注：如需带卡套及卡套螺母整套订货，则请在代号后加“RN”，如S1CB-30-12/RN。

Note：In case if you are interested to order the adapter in complete set with cutting ring and nut，it is necessary to insert suffix“RN” after our part NO.，for example S1CB-30-12/RN.

E

卡套式

S1CB-WD
S1CB-WD/RN

英管螺纹胶垫密封柱端或60° 锥密封

BSP THREAD WITH CAPTIVE SEAL OR 60° SEAT SEALING

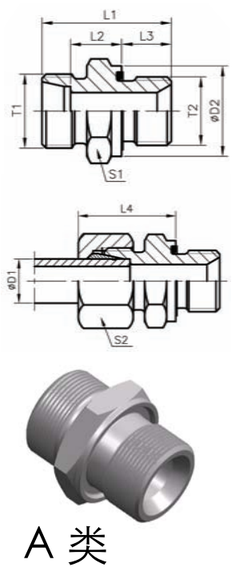

代号 PART NO.	螺纹 THREAD T1	螺纹 THREAD T2	管子外径 D1	管子外径 D2	尺寸 DIMENSIONS L1	L2	L3	L4	S1	S2	重量 克/件	工作压力 (bar)	系列
S1CB-12-02WD	M12X1.5	G1/8 " X28	06	14	23.5	8.5	8	23	14	14	13	500	L
S1CB-12-04WD	M12X1.5	G1/4 " X19	06	19	29	10	12	25	19	14	28	500	
S1CB-12-06WD	M12X1.5	G3/8 " X19	06	22	30.5	11.5	12	26	22	14	44	420	
S1CB-12-08WD	M12X1.5	G1/2 " X14	06	27	33	12	14	27	27	14	61	400	
S1CB-14-02WD	M14X1.5	G1/8 " X28	08	14	24.5	9.5	8	24	14	17	16	500	
S1CB-14-04WD	M14X1.5	G1/4 " X19	08	19	29	10	12	25	19	17	27	500	
S1CB-14-06WD	M14X1.5	G3/8 " X19	08	22	30.5	11.5	12	26	22	17	45	420	
S1CB-14-08WD	M14X1.5	G1/2 " X14	08	27	33	12	14	27	27	17	74	400	
S1CB-16-02WD	M16X1.5	G1/8 " X28	10	14	25.5	10.5	8	25	17	19	21	500	
S1CB-16-04WD	M16X1.5	G1/4 " X19	10	19	30	11	12	26	19	19	29	500	
S1CB-16-06WD	M16X1.5	G3/8 " X19	10	22	31.5	12.5	12	27	22	19	43	420	
S1CB-16-08WD	M16X1.5	G1/2 " X14	10	27	34	13	14	28	27	19	71	400	
S1CB-18-02WD	M18X1.5	G1/8 " X28	12	14	26.5	11.5	8	26	19	22	26	420	
S1CB-18-04WD	M18X1.5	G1/4 " X19	12	19	31	12	12	27	19	22	31	400	
S1CB-18-06WD	M18X1.5	G3/8 " X19	12	22	31.5	12.5	12	27	22	22	41	420	
S1CB-18-08WD	M18X1.5	G1/2 " X14	12	27	34	13	14	28	27	22	67	400	
S1CB-18-12WD	M18X1.5	G3/4 " X14	12	32	37	14	16	29	32	22	118	250	
S1CB-22-06WD	M22X1.5	G3/8 " X19	15	22	32.5	13.5	12	29	24	27	54	400	
S1CB-22-08WD	M22X1.5	G1/2 " X14	15	27	35	14	14	29	27	27	72	400	
S1CB-22-12WD	M22X1.5	G3/4 " X14	15	32	38	15	16	30	32	27	116	250	
S1CB-26-06WD	M26X1.5	G3/8 " X19	18	22	33.5	14	12	30	27	32	66	400	
S1CB-26-08WD	M26X1.5	G1/2 " X14	18	27	36	14.5	14	31	27	32	71	400	
S1CB-26-12WD	M26X1.5	G3/4 " X14	18	32	38	14.5	16	31	32	32	110	250	
S1CB-30-08WD	M30X2	G1/2 " X14	22	27	38	16.5	14	33	32	36	91	250	
S1CB-30-12WD	M30X2	G3/4 " X14	22	32	40	16.5	16	33	32	36	102	250	
S1CB-30-16WD	M30X2	G1 " X11	22	40	43	17.5	18	34	41	36	189	250	
S1CB-36-12WD	M36X2	G3/4 " X14	28	32	41	17.5	16	34	41	41	159	250	
S1CB-36-16WD	M36X2	G1 " X11	28	40	43	17.5	18	34	41	41	170	250	
S1CB-36-20WD	M36X2	G1.1/4 " X11	28	50	46	18.5	20	35	50	41	316	250	
S1CB-45-16WD	M45X2	G1 " X11	35	40	46	17.5	18	39	46	50	226	250	
S1CB-45-20WD	M45X2	G1.1/4 " X11	35	50	48	17.5	20	39	50	50	272	250	
S1CB-45-24WD	M45X2	G1.1/2 " X11	35	55	52	19.5	22	41	55	50	423	250	
S1CB-52-16WD	M52X2	G1 " X11	42	40	48	19	18	42	55	60	324	250	
S1CB-52-20WD	M52X2	G1.1/4 " X11	42	50	50	19	20	42	55	60	348	250	
S1CB-52-24WD	M52X2	G1.1/2 " X11	42	55	52	19	22	42	55	60	343	250	

注：如需带卡套及卡套螺母整套订货，则请在代号后加“RN”，如S1CB-30-12WD/RN。

Note：In case if you are interested to order the adapter in complete set with cutting ring and nut，it is necessary to insert suffix“RN” after our part NO.，for example S1CB-30-12WD/RN.

过渡接头 ADAPTER 公制DIN卡套式 METRIC Thread Bite Type Tube Fitting Sannke®

E

卡套式

S1DB-WD
S1DB-WD/RN

英管螺纹胶垫密封柱端或60° 锥密封

BSP THREAD WITH CAPTIVE SEAL OR 60° SEAT SEALING

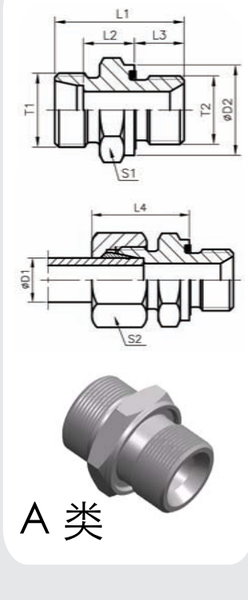

代号 PART NO.	螺纹 THREAD T1	螺纹 THREAD T2	管子外径 D1	管子外径 D2	尺寸 DIMENSIONS L1	L2	L3	L4	S1	S2	重量 克/件	工作压力 (bar)	系列
S1DB-14-02WD	M14X1.5	G1/8 " X28	06	14	27.5	12.5	8	27	14	17	21	500	S
S1DB-14-04WD	M14X1.5	G1/4 " X19	06	19	32	13	12	28	19	17	35	800	
S1DB-14-06WD	M14X1.5	G3/8 " X19	06	22	34.5	15.5	12	30	22	17	52	630	
S1DB-14-08WD	M14X1.5	G1/2 " X14	06	27	39	18	14	33	27	27	83	630	
S1DB-16-04WD	M16X1.5	G1/4 " X19	08	19	34	15	12	30	19	19	41	800	
S1DB-16-06WD	M16X1.5	G3/8 " X19	08	22	34.5	15.5	12	30	22	19	57	800	
S1DB-16-08WD	M16X1.5	G1/2 " X14	08	27	39	18	14	33	27	19	89	630	
S1DB-18-04WD	M18X1.5	G1/4 " X19	10	19	34	14.5	12	31	19	22	42	800	
S1DB-18-06WD	M18X1.5	G3/8 " X19	10	22	34.5	15	12	31	22	22	55	800	
S1DB-18-08WD	M18X1.5	G1/2 " X14	10	27	39	17.5	14	34	27	22	97	630	
S1DB-20-04WD	M20X1.5	G1/4 " X19	12	19	36	16.5	12	33	22	24	61	630	
S1DB-20-06WD	M20X1.5	G3/8 " X19	12	22	36.5	17	12	33	22	24	62	630	
S1DB-20-08WD	M20X1.5	G1/2 " X14	12	27	39	17.5	14	34	27	24	99	630	
S1DB-22-06WD	M22X1.5	G3/8 " X19	14	22	38.5	18.5	12	36	24	27	74	420	
S1DB-22-08WD	M22X1.5	G1/2 " X14	14	27	41	19	14	37	27	27	96	630	
S1DB-22-12WD	M22X1.5	G3/4"X14	14	32	45	21	16	39	32	27	138	630	
S1DB-24-06WD	M24X1.5	G3/8"X19	16	22	38.5	18	12	36	27	30	83	420	
S1DB-24-08WD	M24X1.5	G1/2"X14	16	27	41	18.5	14	37	27	30	91	420	
S1DB-24-12WD	M24X1.5	G3/4"X14	16	32	45	20.5	16	39	32	30	152	420	
S1DB-30-08WD	M30X2	G1/2"X14	20	27	45	20.5	14	42	32	36	142	420	
S1DB-30-12WD	M30X2	G3/4"X14	20	32	47	20.5	16	42	32	36	149	420	
S1DB-30-16WD	M30X2	G1"X11	20	40	51	22.5	18	44	41	36	265	420	
S1DB-30-20WD	M30X2	G1.1/4"X11	20	50	53	22.5	20	44	50	36	404	420	
S1DB-36-08WD	M36X2	G1/2"X14	25	27	49	23	14	47	41	46	228	420	
S1DB-36-12WD	M36X2	G3/4"X14	25	32	51	23	16	47	41	46	266	420	
S1DB-36-16WD	M36X2	G1"X11	25	40	53	23	18	47	41	46	404	420	
S1DB-36-20WD	M36X2	G1.1/4"X11	25	50	55	23	20	47	50	46	411	420	
S1DB-36-24WD	M36X2	G1.1/2"X11	25	55	60	26	22	50	55	46	549	315	
S1DB-42-16WD	M42X2	G1"X11	30	40	55	23.5	18	50	46	50	344	420	
S1DB-42-20WD	M42X2	G1.1/4"X11	30	50	57	23.5	20	50	50	50	418	420	
S1DB-42-24WD	M42X2	G1.1/2"X11	30	55	62	26.5	22	53	55	50	530	315	
S1DB-52-20WD	M52X2	G1.1/4"X11	38	50	62	26	20	57	55	60	575	420	
S1DB-52-24WD	M52X2	G1.1/2"X11	38	55	64	26	22	57	55	60	563	420	

注：如需带卡套及卡套螺母整套订货，则请在代号后加“RN”，如S1DB-30-12WD/RN。

Note：In case if you are interested to order the adapter in complete set with cutting ring and nut，it is necessary to insert suffix“RN” after our part NO.，for example S1DB-30-12WD/RN.

S1CM、S1DM
S1CM/RN、S1DM/RN

公制外螺纹60° 锥密封或组合垫密封两用柱端

METRIC MALE 60° SEAT SEALING OR BONDED SEAL STUD ENDS

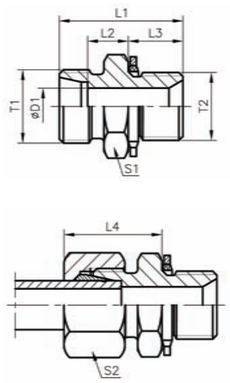

A 类

代号 PART NO.	螺纹 THREAD T1	螺纹 THREAD T2	管子外径 D1	尺寸 DIMENSIONS L1	L2	L3	L4	S1	S2	重量 克/件	工作压力 (bar)	系列
S1CM-12-10	M12X1.5	M10X1	06	23.5	8.5	8	23	14	14	13	500	L
S1CM-14-12	M14X1.5	M12X1.5	08	29	10	10	25	17	17	22	500	
S1CM-14-18	M14X1.5	M18X1.5	08	30.5	11.5	12	26	24	17	23	500	
S1CM-16-14	M16X1.5	M14X1.5	10	30	11	11	26	19	19	29	500	
S1CM-16	M16X1.5	M16X1.5	10	31.5	12.5	12	24	22	19	39	420	
S1CM-16-18	M16X1.5	M18X1.5	10	31.5	12.5	12	27	24	19	49	400	
S1CM-16-22	M16X1.5	M22X1.5	10	35	14	14	29	27	19	79	400	
S1CM-18-14	M18X1.5	M14X1.5	12	30	11	11	26	19	22	30	400	
S1CM-18-16	M18X1.5	M16X1.5	12	31.5	12.5	12	27	22	22	39	400	
S1CM-18	M18X1.5	M18X1.5	12	31.5	12.5	12	27	24	22	46	400	
S1CM-18-22	M18X1.5	M22X1.5	12	35	14	14	29	27	22	73	400	
S1CM-22-16	M22X1.5	M16X1.5	15	32	13	12	28	24	27	50	400	
S1CM-22-18	M22X1.5	M18X1.5	15	32.5	13.5	12	29	24	27	63	400	
S1CM-22	M22X1.5	M22X1.5	15	36	15	14	30	27	27	75	400	
S1CM-26-18	M26X1.5	M18X1.5	18	33.5	14	12	30	27	32	67	400	
S1CM-26-22	M26X1.5	M22X1.5	18	36	14.5	14	31	27	32	72	400	
S1CM-30-22	M30X2	M22X1.5	22	38	16.5	14	33	32	36	94	250	
S1CM-30-26	M30X2	M26X1.5	22	40	16.5	16	33	32	36	100	250	
S1CM-30-27	M30X2	M27X2	22	42	18.5	16	35	32	36	164	250	
S1CM-36-33	M36X2	M33X2	28	43	17.5	18	34	41	41	275	250	
S1CM-45-42	M45X2	M42X2	35	48	17.5	20	39	50	50	350	250	
S1CM-52-48	M52X2	M48X2	42	52	19	22	42	55	60	355	250	
S1DM-14-12	M14X1.5	M12X1.5	06	32	13	10	28	17	17	41	800	S
S1DM-16-14	M16X1.5	M14X1.5	08	34	15	11	30	19	19	53	800	
S1DM-18-16	M18X1.5	M16X1.5	10	34.5	15	12	31	22	22	59	800	
S1DM-20-18	M20X1.5	M18X1.5	12	36.5	17	12	33	24	24	70	630	
S1DM-20-22	M20X1.5	M22X1.5	12	39	17.5	14	34	27	24	100	630	
S1DM-22-20	M22X1.5	M20X1.5	14	41	19	14	37	27	27	96	630	
S1DM-24-18	M24X1.5	M18X1.5	16	38.5	18	12	36	27	30	86	630	
S1DM-24-22	M24X1.5	M22X1.5	16	41	18.5	14	37	27	30	93	800	
S1DM-30-27	M30X2	M27X2	20	47	20.5	16	42	32	36	147	420	
S1DM-36-33	M36X2	M33X2	25	53	23	18	47	41	46	260	420	
S1DM-42	M42X2	M42X2	30	57	23.5	20	50	50	50	415	420	
S1DM-52-48	M52X2	M48X2	38	64	26	22	57	55	60	560	420	

注：如需带卡套及卡套螺母整套订货，则请在代号后加“RN”，如S1CM-30-27/RN。

Note：In case if you are interested to order the adapter in complete set with cutting ring and nut，it is necessary to insert suffix“RN” after our part NO.，for example S1CM-30-27/RN.

S1CM-WD、S1DM-WD
S1CM-WD/RN、S1DM-WD/RN

公制外螺纹胶垫密封柱端或60° 锥密封

METRIC THREAD WITH CAPTIVE SEAL OR 60° SEAT SEALING

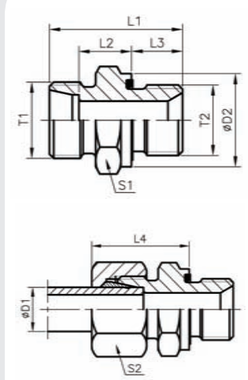

A 类

代号 PART NO.	螺纹 THREAD T1	螺纹 THREAD T2	管子外径 D1	管子外径 D2	尺寸 DIMENSIONS L1	L2	L3	L4	S1	S2	重量 克/件	工作压力 (bar)	系列
S1CM-12-10WD	M12X1.5	M10X1	06	14	23.5	8.5	8	23	14	14	13	500	L
S1CM-14-12WD	M14X1.5	M12X1.5	08	17	29	10	12	25	17	17	22	500	
S1CM-16-12WD	M16X1.5	M12X1.5	10	17	30	11	12	26	17	19	23	500	
S1CM-16-14WD	M16X1.5	M14X1.5	10	19	30	11	12	26	19	19	29	500	
S1CM-16WD	M16X1.5	M16X1.5	10	22	31.5	12.5	12	24	22	19	40	420	
S1CM-16-18WD	M16X1.5	M18X1.5	10	24	31.5	12.5	12	27	24	19	50	400	
S1CM-16-22WD	M16X1.5	M22X1.5	10	27	35	14	14	29	27	19	80	400	
S1CM-18-14WD	M18X1.5	M14X1.5	12	19	30	11	12	26	19	22	30	400	
S1CM-18-16WD	M18X1.5	M16X1.5	12	22	31.5	12.5	12	27	22	22	40	400	
S1CM-18WD	M18X1.5	M18X1.5	12	24	31.5	12.5	12	27	24	22	47	400	
S1CM-18-22WD	M18X1.5	M22X1.5	12	27	35	14	14	29	27	22	75	400	
S1CM-22-16WD	M22X1.5	M16X1.5	15	22	32	13	12	28	24	27	64	400	
S1CM-22-18WD	M22X1.5	M18X1.5	15	24	32.5	13.5	12	29	24	27	51	400	
S1CM-22WD	M22X1.5	M22X1.5	15	27	36	15	14	30	27	27	77	400	
S1CM-26-18WD	M26X1.5	M18X1.5	18	24	33.5	14	12	30	27	32	68	400	
S1CM-26-22WD	M26X1.5	M22X1.5	18	27	36	14.5	14	31	27	32	74	400	
S1CM-30-22WD	M30X2	M22X1.5	22	32	27	16.5	14	33	32	36	97	250	
S1CM-30-26WD	M30X2	M26X1.5	22	32	40	16.5	16	33	32	36	103	250	
S1CM-30-27WD	M30X2	M27X2	22	32	40	16.5	16	33	32	36	106	250	
S1CM-36-33WD	M36X2	M33X2	28	40	43	17.5	18	34	41	41	168	250	
S1CM-45-42WD	M45X2	M42X2	35	50	48	17.5	20	39	50	50	281	250	
S1CM-52-48WD	M52X2	M48X2	42	55	52	19	22	42	55	60	356	250	
S1DM-14-12WD	M14X1.5	M12X1.5	06	17	32	13	12	28	17	17	30	800	S
S1DM-16-14WD	M16X1.5	M14X1.5	08	19	34	15	12	30	19	19	42	800	
S1DM-18-16WD	M18X1.5	M16X1.5	10	22	34.5	15	12	31	22	22	54	800	
S1DM-20-14WD	M20X1.5	M14X1.5	12	19	36	16.5	12	33	22	24	60	630	
S1DM-20-18WD	M20X1.5	M18X1.5	12	24	36.5	17	12	33	24	24	71	630	
S1DM-20-22WD	M20X1.5	M22X1.5	12	27	39	17.5	14	34	27	24	102	630	
S1DM-22-20WD	M22X1.5	M20X1.5	14	26	41	19	14	37	27	27	98	630	
S1DM-24-18WD	M24X1.5	M18X1.5	16	24	38.5	18	12	36	27	30	88	630	
S1DM-24-22WD	M24X1.5	M22X1.5	16	27	41	18.5	14	37	27	30	95	800	
S1DM-30-27WD	M30X2	M27X2	20	32	47	20.5	16	42	32	36	150	420	
S1DM-36-33WD	M36X2	M33X2	25	40	53	23	18	47	41	46	264	420	
S1DM-42WD	M42X2	M42X2	30	50	57	23.5	20	50	50	50	422	420	
S1DM-52-48WD	M52X2	M48X2	38	55	64	26	22	57	55	60	569	420	

注：如需带卡套及卡套螺母整套订货，则请在代号后加“RN”，如S1CM-30-27WD/RN。

Note：In case if you are interested to order the adapter in complete set with cutting ring and nut，it is necessary to insert suffix“RN” after our part NO.，for example S1CM-30-27WD/RN。

S1CG、S1DG
S1CG/RN、S1DG/RN

英管螺纹O型圈密封柱端
BSP THREAD STUD ENDS WITH O-RING SEALING

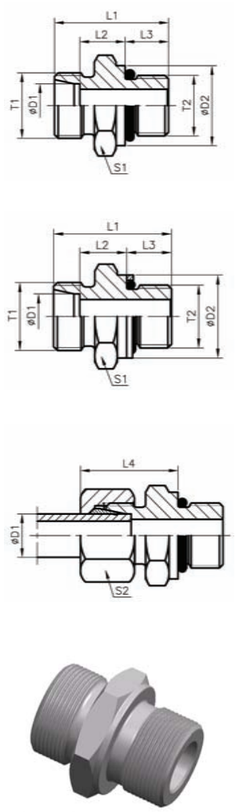

A 类

代号 PART NO.	螺纹 THREAD T1	螺纹 THREAD T2	管子外径 D1	管子外径 D2	尺寸 DIMENSIONS L1	L2	L3	L4	S1	S2	重量 克/件	工作压力 (bar)	系列
S1CG-12-02	M12X1.5	G1/8"X28	06	14	23.5	8.5	8	23	14	14	14	315	
S1CG-12-04	M12X1.5	G1/4"X19	06	18	29	10	12	25	19	14	60	315	
S1CG-12-06	M12X1.5	G3/8"X19	06	22	30.5	11.5	12	26	22	14	45	315	
S1CG-12-08	M12X1.5	G1/2"X14	06	26	33	12	14	27	27	14	60	315	
S1CG-14-02	M14X1.5	G1/8"X28	08	14	23.5	8.5	8	23	14	17	16	315	
S1CG-14-04	M14X1.5	G1/4"X19	08	18	29	10	12	25	19	17	26	315	
S1CG-14-06	M14X1.5	G3/8"X19	08	22	30.5	11.5	12	26	22	17	44	315	
S1CG-14-08	M14X1.5	G1/2"X14	08	26	33	12	14	27	27	17	74	315	
S1CG-16-02	M16X1.5	G1/8"X28	10	14	25.5	10.5	8	25	17	19	21	315	
S1CG-16-04	M16X1.5	G1/4"X19	10	18	30	11	12	26	19	19	31	315	
S1CG-16-06	M16X1.5	G3/8"X19	10	22	31.5	12.5	12	27	22	19	44	315	
S1CG-16-08	M16X1.5	G1/2"X14	10	26	34	13	14	28	27	19	72	315	
S1CG-18-02	M18X1.5	G1/8"X28	12	14	26.5	11.5	8	26	19	22	27	315	
S1CG-18-04	M18X1.5	G1/4"X19	12	18	31	12	12	27	19	22	32	315	
S1CG-18-06	M18X1.5	G3/8"X19	12	22	31.5	12.5	12	27	22	22	43	315	
S1CG-18-08	M18X1.5	G1/2"X14	12	26	34	13	14	28	27	22	67	315	
S1CG-18-12	M18X1.5	G3/4"X14	12	32	37	14	16	29	32	22	120	315	
S1CG-22-06	M22X1.5	G3/8"X19	15	22	32.5	13.5	12	29	24	27	56	250	
S1CG-22-08	M22X1.5	G1/2"X14	15	26	35	14	14	29	27	27	72	250	L
S1CG-22-12	M22X1.5	G3/4"X14	15	32	38	15	16	30	32	27	118	250	
S1CG-26-06	M26X1.5	G3/8"X19	18	22	33.5	14	12	29.5	27	32	69	250	
S1CG-26-08	M26X1.5	G1/2"X14	18	26	36	14.5	14	31	27	32	72	250	
S1CG-26-12	M26X1.5	G3/4"X14	18	32	38	14.5	16	30	32	32	112	250	
S1CG-30-08	M30X2	G1/2"X14	22	26	38	16.5	14	33	32	36	91	160	
S1CG-30-12	M30X2	G3/4"X14	22	32	40	16.5	16	33	32	36	103	160	
S1CG-30-16	M30X2	G1"X11	22	39	43	17.5	18	33.5	41	36	184	160	
S1CG-36-08	M36X2	G1/2"X14	28	26	39	17.5	14	34	41	41	141	160	
S1CG-36-12	M36X2	G3/4"X14	28	32	41	17.5	16	34	41	41	156	160	
S1CG-36-16	M36X2	G1"X11	28	39	43	17.5	18	34	41	41	168	160	
S1CG-36-20	M36X2	G1.1/4X11	28	50	46	18.3	20	35	50	41	314	160	
S1CG-45-12	M45X2	G3/4"X14	35	32	44	17.5	16	39	46	50	202	160	
S1CG-45-16	M45X2	G1"X11	35	39	46	17.5	18	39	46	50	234	160	
S1CG-45-20	M45X2	G1.1/4X11	35	50	48	17.5	20	39	50	50	276	160	
S1CG-45-24	M45X2	G1.1/2X11	35	55	52	19.5	22	41	55	50	355	160	
S1CG-52-16	M52X2	G1"X11	42	39	48	19	18	42	55	60	327	160	
S1CG-52-20	M52X2	G1.1/4X11	42	49	50	19	20	42	55	60	336	160	
S1CG-52-24	M52X2	G1.1/2X11	42	55	52	19	22	42	55	60	349	160	
S1DG-14-02	M14X1.5	G1/8"X28	06	14	27.5	12.5	8	27	14	17	22	400	
S1DG-14-04	M14X1.5	G1/4"X19	06	18	32	13	12	28	19	17	35	400	
S1DG-14-06	M14X1.5	G3/8"X19	06	22	34.5	15.5	12	30	22	17	57	400	
S1DG-14-08	M14X1.5	G1/2"X14	06	26	39	18	14	33	27	17	83	400	
S1DG-16-04	M16X1.5	G1/4"X19	08	18	34	15	12	30	19	19	41	400	
S1DG-16-06	M16X1.5	G3/8"X19	08	22	34.5	15.5	12	30	22	19	59	400	
S1DG-16-08	M16X1.5	G1/2"X14	08	26	39	18	14	33	27	19	100	400	S
S1DG-18-04	M18X1.5	G1/4"X19	10	18	34	14.5	12	31	19	22	43	400	
S1DG-18-06	M18X1.5	G3/8"X19	10	22	34.5	15	12	31	22	22	56	400	
S1DG-18-08	M18X1.5	G1/2"X14	10	26	39	17.5	14	34	27	22	97	400	
S1DG-20-04	M20X1.5	G1/4"X19	12	18	36	16.5	12	33	22	24	57	400	
S1DG-20-06	M20X1.5	G3/8"X19	12	22	36.5	17	12	33	22	24	62	400	
S1DG-20-08	M20X1.5	G1/2"X14	12	26	39	17.5	14	34	27	24	57	400	

S1CG、S1DG
S1CG/RN、S1DG/RN

英管螺纹O型圈密封柱端
BSP THREAD STUD ENDS WITH O-RING SEALING

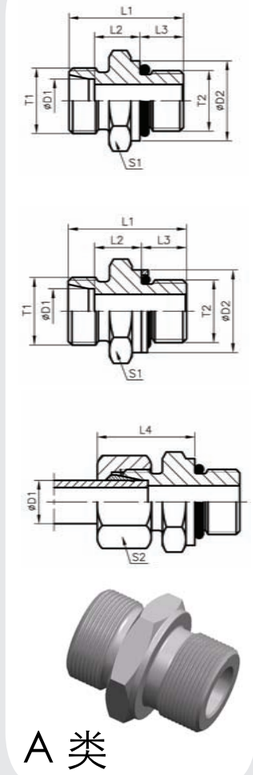

A 类

代号 PART NO.	螺纹 THREAD T1	螺纹 THREAD T2	管子外径 D1	管子外径 D2	尺寸 DIMENSIONS L1	L2	L3	L4	S1	S2	重量 克/件	工作压力 (bar)	系列
S1DG-22-06	M22X1.5	G3/8"X19	14	22	38.5	18.5	12	36	24	27	74	400	
S1DG-22-08	M22X1.5	G1/2"X14	14	26	41	19	14	37	27	27	96	400	
S1DG-24-06	M24X1.5	G3/8"X19	16	22	38.5	18	12	36	27	30	83	400	
S1DG-24-08	M24X1.5	G1/2"X14	16	26	41	18.5	14	37	27	30	92	400	
S1DG-24-12	M24X1.5	G3/4"X14	16	32	45	20.5	16	39	32	30	157	400	
S1DG-30-08	M30X2	G1/2"X14	20	26	45	20.5	14	42	32	36	142	400	
S1DG-30-12	M30X2	G3/4"X14	20	32	47	20.5	16	42	32	36	151	400	
S1DG-30-16	M30X2	G1"X11	20	39	51	22.5	18	44	41	36	273	250	
S1DG-30-20	M30X2	G1.1/4X11	20	50	53	22.5	20	44	50	36	387	160	S
S1DG-36-12	M36X2	G3/4"X14	25	32	51	23	16	47	41	46	245	250	
S1DG-36-16	M36X2	G1"X11	25	39	53	23	18	47	41	46	267	250	
S1DG-36-20	M36X2	G1.1/4X11	25	50	55	23	20	47	50	46	422	160	
S1DG-42-16	M42X2	G1"X11	30	39	55	23.5	18	50	46	50	337	160	
S1DG-42-20	M42X2	G1.1/4X11	30	41	57	23.5	20	50	50	50	422	160	
S1DG-52-20	M52X2	G1.1/4X11	38	50	62	26	20	57	55	60	578	160	
S1DG-52-24	M52X2	G1.1/2X11	38	55	64	26	22	57	55	60	560	160	

注:如需带卡套及卡套螺母整套订货，则请在代号后加“RN”，如S1CG-30-12/RN;
需配挡圈请在代号后加“DQ”，如S1CG-30-12DQ。
Note: In case if you are interested to order the adapter in complete set with cutting ring and nut, it is necessary to insert suffix “RN” after our part NO, for example S1CG-30-12/RN; with retainer ring please insert suffix “DQ” after our part NO,for example S1CG-30-12DQ.

S1CH、S1DH
S1CH/RN、S1DH/RN

公制外螺纹柱端ISO 6149
METRIC THREAD STUD ENDS ISO 6149

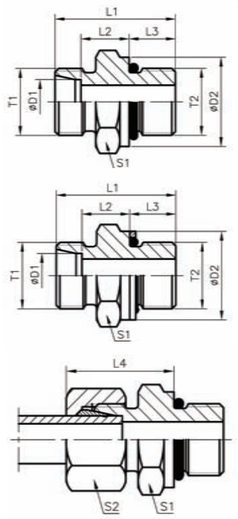



A 类

代号 PART NO.	螺纹 THREAD T1	螺纹 THREAD T2	管子外径 D1	管子外径 D2	尺寸 DIMENSIONS L1	L2	L3	L4	S1	S2	重量 克/件	工作压力 (bar)	系列
S1CH-12-10	M12X1.5	M10X1	06	14	24	8.5	8.5	23	14	14	15	500	L
S1CH-14-12	M14X1.5	M12X1.5	08	17	28	10	11	25	17	17	23	500	
S1CH-16-14	M16X1.5	M14X1.5	10	19	29	11	11	26	19	19	28	500	
S1CH-16	M16X1.5	M16X1.5	10	22	31	12.5	11.5	27. 5	22	22	40	420	
S1CH-18-16	M18X1.5	M16X1.5	12	22	31	12.5	11.5	27	22	22	42	400	
S1CH-18	M18X1.5	M18X1.5	12	24	33	13.5	12.5	28	24	22	51	400	
S1CH-22-18	M22X1.5	M18X1.5	15	24	33	13.5	12.5	29	24	27	56	400	
S1CH-22	M22X1.5	M22X1.5	15	27	34. 5	14.5	13	30	27	27	74	400	
S1CH-26-22	M26X1.5	M22X1.5	18	27	35	14.5	13	31	27	32	80	400	
S1CH-26	M26X1.5	M26X1.5	18	31.9	38	14.5	16	31	32	32	108	400	
S1CH-30-26	M30X2	M26X1.5	22	31.9	40	16.5	16	33	32	36	107	250	
S1CH-30-27	M30X2	M27X2	22	32	40	16.5	16	33	32	36	104	250	
S1CH-36-33	M36X2	M33X2	28	41	41	17.5	16	34	41	41	171	250	
S1CH-45-42	M45X2	M42X2	35	50	44	17.5	16	39	50	50	278	250	
S1CH-52-48	M52X2	M48X2	42	55	47.5	19	17.5	42	55	60	340	250	
S1DH-14-12	M14X1.5	M12X1.5	06	17	31	13	11	28	17	17	29	800	S
S1DH-16-14	M16X1.5	M14X1.5	08	19	33	15	11	30	19	19	37	800	
S1DH-16	M16X1.5	M16X1.5	08	22	35	15	12.5	31	22	19	50	800	
S1DH-18-16	M18X1.5	M16X1.5	10	22	35	15	12.5	31	22	22	55	800	
S1DH-18	M18X1.5	M18X1.5	10	24	38.5	17	14	33	24	22	71	630	
S1DH-20-18	M20X1.5	M18X1.5	12	24	38.5	17	14	33	24	24	73	630	
S1DH-24-22	M24X1.5	M22X1.5	16	27	42	18.5	15	37	27	30	102	630	
S1DH-30-27	M30X2	M27X2	20	32	49.5	20.5	18.5	42	32	36	169	420	
S1DH-36-33	M36X2	M33X2	25	41	53.5	23	18.5	47	41	46	274	420	
S1DH-42	M42X2	M42X2	30	50	56	23	19	50	50	50	412	420	
S1DH-52-48	M52X2	M48X2	38	55	63.5	26	21.5	57	55	60	580	420	

注：如需带卡套及卡套螺母整套订货，则请在代号后加“RN”，如S1CH-30-27/RN；
需配挡圈请在代号后加“DQ”，如S1CH-30-27DQ。
Note：In case if you are interested to order the adapter in complete set with cutting ring and nut, it is necessary to insert suffix “RN” after our part NO，for example S1CH-30-27/RN;with retainer ring please insert suffix “DQ” after our part NO,for example S1CH-30-27DQ.

S1CO、S1DO
S1CO/RN、S1DO/RN

美制螺纹O型圈密封柱端ISO 11926
UN、UNF THREAD STUD ENDS WITH O-RING SEALING ISO 11926

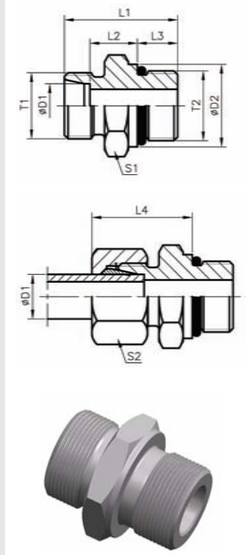

代号 PART NO.	螺纹 THREAD T1	螺纹 THREAD T2	管子外径 D1	管子外径 D2	尺寸 DIMENSIONS L1	L2	L3	L4	S1	S2	重量 克/件	工作压力 (bar)	系列
S1CO-14-04	M14X1.5	7/16"X20UNF	08	–	26	10	9	25	17	17	21	315	L
S1CO-16-04	M16X1.5	7/16"X20UNF	10	–	27	11	9	26	17	19	23	315	
S1CO-18-06	M18X1.5	9/16"X18UNF	12	–	28	11	10	26	19	22	32	315	
S1CO-18-08	M18X1.5	3/4"X16UNF	12	–	31	13	11	28	24	22	52	315	
S1CO-18-10	M18X1.5	7/8"X14UNF	12	–	34	14.3	12.7	29	27	22	77	315	
S1CO-22-08	M22X1.5	3/4"X16UNF	15	–	32	14	11	29	24	27	57	315	
S1CO-22-10	M22X1.5	7/8"X14UNF	15	–	35	15.3	12.7	30	27	27	81	315	
S1CO-26-08	M26X1.5	3/4"X16UNF	18	23.9	33	14.5	11	31	27	32	68	315	
S1CO-26-10	M26X1.5	7/8"X14UNF	18	–	35	14.8	12.7	31	27	32	72	315	
S1CO-30-10	M30X2	7/8"X14UNF	22	26.9	37	16.8	12.7	33	32	36	94	160	
S1CO-30-12	M30X2	1.1/16"X12UN	22	–	39	16.5	15	33	32	36	103	160	
S1CO-30-16	M30X2	1.5/16"X12UN	22	–	40	17.5	15	34	41	36	163	160	
S1CO-36-12	M36X2	1.1/16"X12UN	28	33.3	40	17.5	15	34	41	41	152	160	
S1CO-36-16	M36X2	1.5/16"X12UN	28	–	40	17.5	15	34	41	41	163	160	
S1CO-45-16	M45X2	1.5/16"X12UN	35	39.6	43	17.5	15	39	46	50	222	160	
S1CO-45-20	M45X2	1.5/8"X12UN	35	–	43	17.5	15	39	50	50	257	160	
S1CO-52-20	M52X2	1.5/8"X12UN	42	47.7	45	19	15	42	55	60	339	160	
S1DO-16-04	M16X1.5	7/16"X20UNF	08	–	31	13	11	30	17	19	33	630	S
S1DO-18-06	M18X1.5	9/16"X18UNF	10	–	32	12.5	12	31	19	22	42	630	
S1DO-20-06	M20X1.5	9/16"X18UNF	12	19	32	12.5	12	31	22	24	50	630	
S1DO-20-08	M20X1.5	3/4"X16UNF	12	–	36	14.5	14	34	24	24	73	630	
S1DO-24-08	M24X1.5	3/4"X16UNF	16	–	35	12.5	14	34	24	30	90	400	
S1DO-24-10	M24X1.5	7/8"X14UNF	16	–	40	15.5	16	37	27	30	95	400	
S1DO-30-08	M30X2	3/4"X16UNF	20	23.9	42	17.5	14	42	32	36	132	400	
S1DO-30-10	M30X2	7/8"X14UNF	20	26.9	44	17.5	16	42	32	36	141	400	
S1DO-30-12	M30X2	1.1/16"X12UN	20	–	46	17	18.5	42	32	36	163	400	
S1DO-36-12	M36X2	1.1/16"X12UN	25	33.3	50	19.5	18.5	47	36	46	206	400	
S1DO-36-16	M36X2	1.5/16"X12UN	25	–	50	19.5	18.5	47	41	46	258	400	
S1DO-42-16	M42X2	1.5/16"X12UN	30	39.6	52	20	18.5	50	46	50	327	400	
S1DO-42-20	M42X2	1.5/8"X12UN	30	–	52	20	18.5	50	50	50	422	400	
S1DO-52-20	M52X2	1.5/8"X12UN	38	47.7	57	22.5	18.5	57	55	60	554	315	

注：如需带卡套及卡套螺母整套订货，则请在代号后加“RN”，如S1CO-30-12/RN。
Note：In case if you are interested to order the adapter in complete set with cutting ring and nut，it is necessary to insert suffix “RN” after our part NO，for example S1CO-30-12/RN.

E

卡套式

S1CT-SP
S1CT-SP/RN

英锥管外螺纹
BSPT MALE

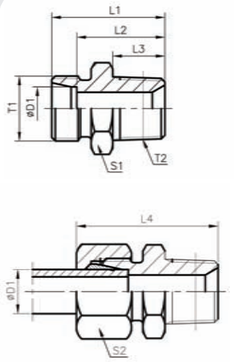

A 类

代号 PART NO.	螺纹 THREAD T1	螺纹 THREAD T2	管子外径 D1	尺寸 DIMENSIONS L1	L2	L3	L4	S1	S2	重量 克/件	工作压力 (bar)	系列
S1CT-12-02SP	M12X1.5	R1/8"X28	06	22	15	8	30	12	14	11	315	L
S1CT-12-04SP	M12X1.5	R1/4"X19	06	27	20	12	35	17	14	24	315	
S1CT-14-02SP	M14X1.5	R1/8"X28	08	23	16	8	31	17	17	15	315	
S1CT-14-04SP	M14X1.5	R1/4"X19	08	27	20	12	35	17	17	22	315	
S1CT-16-04SP	M16X1.5	R1/4"X19	10	28	21	12	36	17	19	24	315	
S1CT-18-04SP	M18X1.5	R1/4"X19	12	29	22	12	37	19	22	53	315	
S1CT-18-06SP	M18X1.5	R3/8"X19	12	29	22	12	37	19	22	33	315	
S1CT-18-08SP	M18X1.5	R1/2"X14	12	31	24	14	39	24	22	53	315	
S1CT-22-06SP	M22X1.5	R3/8"X19	15	30	23	12	38	24	27	49	315	
S1CT-22-08SP	M22X1.5	R1/2"X14	15	32	25	14	40	24	27	59	315	
S1CT-26-08SP	M26X1.5	R1/2"X14	18	33	25.5	14	42	27	32	64	315	
S1CT-30-12SP	M30X2	R3/4"X14	22	37	29.5	16	46	32	36	99	160	
S1CT-36-16SP	M36X2	R1"X11	28	40	32.5	18	49	41	41	154	160	
S1CT-45-20SP	M45X2	R1.1/4"X11	35	45	34.5	20	56	46	50	238	160	
S1CT-52-24SP	M52X2	R1.1/2"X11	42	49	38	22	61	55	60	335	160	

注：如需带卡套及卡套螺母整套订货，则请在代号后加“RN”，如S1CT-30-12SP/RN。
Note：In case if you are interested to order the adapter in complete set with cutting ring and nut，it is necessary to insert suffix“RN” after our part NO，for example S1CT-30-12SP/RN.

S1CN、S1DN
S1CN/RN、S1DN/RN

布锥管外螺纹
NPT MALE

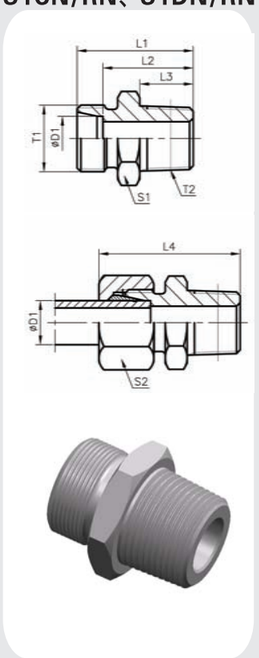

代号 PART NO.	螺纹 THREAD T1	螺纹 THREAD T2	管子外径 D1	尺寸 DIMENSIONS L1	L2	L3	L4	S1	S2	重量 克/件	工作压力 (bar)	系列
S1CN-12-02	M12X1.5	NPT1/8 " X27	6	24	17	10	32	12	14	12	315	L
S1CN-12-04	M12X1.5	NPT1/4 " X18	6	30	23	14.5	38	17	14	27	315	
S1CN-12-06	M12X1.5	NPT3/8 " X18	6	30	23	14.5	38	19	14	32	315	
S1CN-12-08	M12X1.5	NPT1/2 " X14	6	36	29	19.5	44	22	14	53	315	
S1CN-14-02	M14X1.5	NPT1/8 " X27	8	25	18	10	33	14	17	16	315	
S1CN-14-04	M14X1.5	NPT1/4 " X18	8	30	23	14.5	38	17	17	25	315	
S1CN-14-06	M14X1.5	NPT3/8 " X18	8	30	23	14.5	38	19	17	34	315	
S1CN-14-08	M14X1.5	NPT1/2 " X14	8	36	29	19.5	44	22	17	54	315	
S1CN-16-02	M16X1.5	NPT1/8 " X27	10	25	18	10	33	17	19	19	315	
S1CN-16-04	M16X1.5	NPT1/4 " X18	10	31	24	14.5	39	17	19	25	315	
S1CN-16-06	M16X1.5	NPT3/8 " X18	10	32	25	14.5	40	19	19	40	315	
S1CN-16-08	M16X1.5	NPT1/2 " X14	10	37	30	19.5	45	22	19	54	315	
S1CN-16-12	M16X1.5	NPT3/4 " X14	10	38	31	19.5	46	30	19	93	315	
S1CN-18-02	M18X1.5	NPT1/8 " X27	12	26	19	10	34	19	22	52	315	
S1CN-18-04	M18X1.5	NPT1/4 " X18	12	32	25	14.5	40	19	22	31	315	
S1CN-18-06	M18X1.5	NPT3/8 " X18	12	32	25	14.5	40	19	22	37	315	
S1CN-18-08	M18X1.5	NPT1/2 " X14	12	37	30	19.5	45	22	22	62	315	
S1CN-22-06	M22X1.5	NPT3/8 " X18	15	33	26	14.5	41	24	27	53	315	
S1CN-22-08	M22X1.5	NPT1/2 " X14	15	38	31	19.5	46	24	27	63	315	
S1CN-22-12	M22X1.5	NPT3/4 " X14	15	39	32	19.5	47	30	27	112	315	
S1CN-22-16	M22X1.5	NPT1 " X11.5	15	45	38	24.5	53	36	27	158	315	
S1CN-26-06	M26X1.5	NPT3/8 " X18	18	34	26.5	14.5	43	27	32	69	315	
S1CN-26-08	M26X1.5	NPT1/2 " X14	18	39	31.5	19.5	48	27	32	79	315	
S1CN-26-12	M26X1.5	NPT3/4 " X14	18	39	31.5	19.5	48	30	32	104	315	
S1CN-26-16	M26X1.5	NPT1 " X11.5	18	45	37.5	24.5	54	36	32	159	315	

过渡接头 ADAPTER 公制DIN卡套式 METRIC Thread Bite Type Tube Fitting Sannke®

E

卡套式

S1CN、S1DN
S1CN/RN、S1DN/RN

布锥管外螺纹
NPT MALE

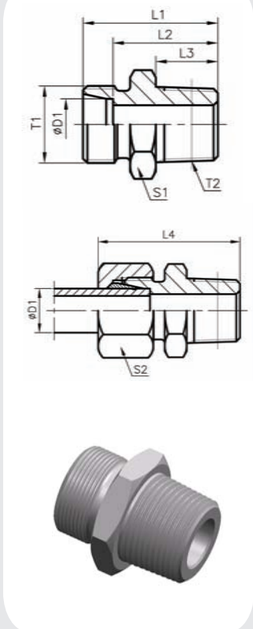

代号 PART NO.	螺纹 THREAD T1	螺纹 THREAD T2	管子外径 D1	尺寸 DIMENSIONS L1	L2	L3	L4	S1	S2	重量 克/件	工作压力 (bar)	系列
S1CN-30-06	M30X2	NPT3/8 " X18	22	36.5	29	14.5	45	32	36	91	315	L
S1CN-30-08	M30X2	NPT1/2 " X14	22	41	33.5	19.5	50	32	36	96	160	
S1CN-30-12	M30X2	NPT3/4 " X14	22	41	33.5	19.5	50	32	36	108	160	
S1CN-30-16	M30X2	NPT1 " X11.5	22	47	39.5	24.5	56	36	36	174	160	
S1CN-36-12	M36X2	NPT3/4 " X14	28	42	34.5	19.5	51	41	41	157	160	
S1CN-36-16	M36X2	NPT1 " X11.5	28	47	39.5	24.5	56	41	41	197	160	
S1CN-36-20	M36X2	NPT1.1/4 " X11.5	28	49	41.5	25	58	46	41	266	160	
S1CN-45-16	M45X2	NPT1 " X11.5	35	50	39.5	24.5	61	46	50	280	160	
S1CN-45-20	M45X2	NPT1.1/4 " X11.5	35	51	40.5	25	62	46	50	285	160	
S1CN-52-20	M52X2	NPT1.1/4 " X11.5	42	53	42	25	65	55	60	382	160	
S1CN-52-24	M52X2	NPT1.1/2 " X11.5	42	53	42	26	65	55	60	377	160	
S1DN-14-02	M14X1.5	NPT1/8 " X27	06	28	21	10	36	14	17	21	630	S
S1DN-14-04	M14X1.5	NPT1/4 " X18	06	35	28	14.5	43	17	17	37	630	
S1DN-14-06	M14X1.5	NPT3/8 " X18	06	33	26	14.5	41	19	17	40	630	
S1DN-14-08	M14X1.5	NPT1/2 " X14	06	42	35	19.5	50	22	17	71	630	
S1DN-16-04	M16X1.5	NPT1/4 " X18	08	35	28	14.5	43	17	19	38	630	
S1DN-16-06	M16X1.5	NPT3/8 " X18	08	35	28	14.5	43	19	19	46	630	
S1DN-16-08	M16X1.5	NPT1/2 " X14	08	42	35	19.5	50	22	19	73	630	
S1DN-18-04	M18X1.5	NPT1/4 " X18	10	35	27.5	14.5	44	19	22	45	630	
S1DN-18-06	M18X1.5	NPT3/8 " X18	10	35	27.5	14.5	44	19	22	49	630	
S1DN-18-08	M18X1.5	NPT1/2 " X14	10	42	34.5	19.5	51	22	22	73	630	
S1DN-18-12	M18X1.5	NPT3/4 " X14	10	44	36.5	19.5	53	30	22	125	630	
S1DN-20-04	M20X1.5	NPT1/4 " X18	12	37	29.5	14.5	46	22	24	57	630	
S1DN-20-06	M20X1.5	NPT3/8 " X18	12	37	29.5	14.5	46	22	24	62	630	
S1DN-20-08	M20X1.5	NPT1/2 " X14	12	42	34.5	19.5	51	22	24	83	630	
S1DN-20-12	M20X1.5	NPT3/4 " X14	12	44	36.5	19.5	53	30	24	126	630	
S1DN-22-06	M22X1.5	NPT3/8 " X18	14	39	31	14.5	49	24	27	77	630	
S1DN-22-08	M22X1.5	NPT1/2 " X14	14	44	36	19.5	54	24	27	89	630	
S1DN-22-12	M22X1.5	NPT3/4 " X14	14	46	38	19.5	56	30	27	130	630	
S1DN-22-16	M22X1.5	NPT1 " X11.5	14	51	43	24.5	61	36	27	180	630	
S1DN-24-06	M24X1.5	NPT3/8 " X18	16	39	30.5	14.5	49	27	30	84	400	
S1DN-24-08	M24X1.5	NPT1/2 " X14	16	48	39.5	19.5	58	27	30	97	400	
S1DN-24-12	M24X1.5	NPT3/4 " X14	16	46	37.5	19.5	56	30	30	130	400	
S1DN-24-16	M24X1.5	NPT1 " X11.5	16	53	44.5	24.5	61	36	30	178	400	
S1DN-30-08	M30X2	NPT1/2 " X14	20	48	37.5	19.5	59	32	36	144	400	
S1DN-30-12	M30X2	NPT3/4 " X14	20	48	37.5	19.5	59	32	36	149	400	
S1DN-30-16	M30X2	NPT1 " X11.5	20	55	44.5	24.5	66	36	36	243	400	
S1DN-36-12	M36X2	NPT3/4 " X14	25	52	40	19.5	64	41	46	240	400	
S1DN-36-16	M36X2	NPT1 " X11.5	25	57	45	24.5	69	41	46	278	400	
S1DN-36-20	M36X2	NPT1.1/4 " X11.5	25	58	46	25	70	46	46	396	400	
S1DN-36-24	M36X2	NPT1.1/2 " X11.5	25	61	49	26	73	50	46	469	400	
S1DN-42-12	M42X2	NPT3/4 " X14	30	54	40.5	19.5	67	46	50	307	400	
S1DN-42-16	M42X2	NPT1 " X11.5	30	59	45.5	24.5	72	46	50	343	400	
S1DN-42-20	M42X2	NPT1.1/4 " X11.5	30	60	46.5	25	73	46	50	397	400	
S1DN-42-24	M42X2	NPT1.1/2 " X11.5	30	60	46.5	26	73	50	50	440	400	
S1DN-52-16	M52X2	NPT1 " X11.5	38	64	48	24.5	79	55	60	510	315	
S1DN-52-20	M52X2	NPT1.1/4 " X11.5	38	65	49	25	80	55	60	535	315	
S1DN-52-24	M52X2	NPT1.1/2 " X11.5	38	65	49	26	80	55	60	571	315	

注：如需带卡套及卡套螺母整套订货，则请在代号后加“RN”，如S1CN-30-12/RN。
Note：In case if you are interested to order the adapter in complete set with cutting ring and nut，it is necessary to insert suffix“RN” after our part NO，for example S1CN-30-12/RN.

S2HC-W
S2HD-W

公制外螺纹柱端/公制内螺纹24° 锥O型圈密封

METRIC THREAD STUD ENDS/METRIC FEMALE 24° CONE O-RING SEALING

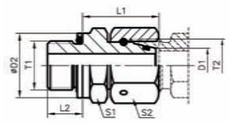

代号 PART NO.	螺纹 THREAD T1	T2	管子外径 D1	D2	尺寸 DIMENSIONS L1	L2	S1	S2			重量 克/件	工作压力 (Bar)	系列
S2HC-10-12W	M10X1	M12X1.5	06	13.8	24.5	8.5	14	14			29	500	L
S2HC-12-14W	M12X1.5	M14X1.5	08	16.8	26.5	11	17	17			43	500	
S2HC-14-16W	M14X1.5	M16X1.5	10	18.8	27.5	11	19	19			57	500	
S2HC-16-18W	M16X1.5	M18X1.5	12	21.8	30.5	11.5	22	22			85	400	
S2HC-18-22W	M18X1.5	M22X1.5	15	23.8	31.5	12.5	24	27			115	400	
S2HC-22-26W	M22X1.5	M26X1.5	18	26.8	31.5	13	27	32			452	400	
S2HC-27-30W	M27X2	M30X2	22	31.8	32.5	16	32	36			207	250	
S2HC-33-36W	M33X2	M36X2	28	40.8	35	16	41	41			294	250	
S2HC-42-45W	M42X2	M45X2	35	49.8	42.5	16	50	50			516	250	
S2HC-48-52W	M48X2	M52X2	42	54.8	46.5	17.5	55	60			718	250	
S2HD-12-14W	M12X1.5	M14X1.5	06	16.8	27	11	17	17			49	800	S
S2HD-14-16W	M14X1.5	M16X1.5	08	18.8	29.5	11	19	19			69	800	
S2HD-16-18W	M16X1.5	M18X1.5	10	21.8	32	12.5	22	22			96	800	
S2HD-18-20W	M18X1.5	M20X1.5	12	23.8	34	14	24	24			116	630	
S2HD-22-24W	M22X1.5	M24X1.5	16	26.8	37	15	27	30			179	630	
S2HD-27-30W	M27X2	M30X2	20	31.8	43	18.5	32	36			280	420	
S2HD-33-36W	M33X2	M36X2	25	40.8	48	18.5	41	46			502	420	
S2HD-42W	M42X2	M42X2	30	49.8	51	19	50	50			697	420	
S2HD-48-52W	M48X2	M52X2	38	54.8	60	21.5	55	60			965	420	

注:若需配挡圈请在代号后加“DQ”， 如S2HD-33-36WDQ
Note：If you interested to order the adapter with retainer ring,please insert suffix"DQ" after our Part No,for example S2HD-33-36WDQ

S2MC-WDW
S2MD-WDW

公制螺纹胶垫密封柱端或60° 锥密封/公制内螺纹24° 锥O型圈密封

METRIC THREAD WITH CAPTIVE SEAL OR 60° SEAT SEALING/METRIC FEMALE 24° CONE O-RING SEALING

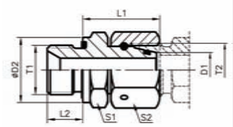

代号 PART NO.	螺纹 THREAD T1	T2	管子外径 D1	D2	尺寸 DIMENSIONS L1	L2	S1	S2			重量 克/件	工作压力 (bar)	系列
S2MC-10-12WDW	M10X1	M12X1.5	06	14	24.5	8	14	14			27	500	L
S2MC-12-14WDW	M12X1.5	M14X1.5	08	17	26.5	12	17	17			45	500	
S2MC-14-16WDW	M14X1.5	M16X1.5	10	19	27.5	12	19	19			57	500	
S2MC-16-18WDW	M16X1.5	M18X1.5	12	22	30.5	12	22	22			82	400	
S2MC-22-18WDW	M22X1.5	M18X1.5	12	27	27	14	27	22			921	400	
S2MC-18-22WDW	M18X1.5	M22X1.5	15	24	31.5	12	24	27			113	400	
S2MC-22WDW	M22X1.5	M22X1.5	15	27	32	14	27	27			142	400	
S2MC-22-26WDW	M22X1.5	M26X1.5	18	27	31.5	14	27	32			148	400	
S2MC-26-30WDW	M26X1. 5	M30X2	22	32	32.5	16	32	36			203	250	
S2MC-33-36WDW	M33X2	M36X2	28	40	35	18	41	41			289	250	
S2MC-42-45WDW	M42X2	M45X2	35	50	42.5	20	50	50			511	250	
S2MC-48-52WDW	M48X2	M52X2	42	55	46.5	22	55	60			711	250	
S2MD-12-14WDW	M12X1.5	M14X1.5	06	17	27	12	17	17			47	800	S
S2MD-14-16WDW	M14X1.5	M16X1.5	08	19	29.5	12	19	19			65	800	
S2MD-16-18WDW	M16X1.5	M18X1.5	10	22	32	12	22	22			91	800	
S2MD-18-20WDW	M18X1.5	M20X1.5	12	24	34	12	24	24			112	630	
S2MD-20-22WDW	M20X1.5	M22X1.5	14	26	36.5	14	27	27			153	630	
S2MD-22-24WDW	M22X1.5	M24X1.5	16	27	37	14	27	30			174	630	
S2MD-27-30WDW	M27X2	M30X2	20	32	43	16	32	36			274	420	
S2MD-33-36WDW	M33X2	M36X2	25	40	48	18	41	46			497	420	
S2MD-42WDW	M42X2	M42X2	30	50	51	20	50	50			691	420	
S2MD-48-52WDW	M48X2	M52X2	38	55	60	22	55	60			957	420	

过渡接头 ADAPTER 公制DIN卡套式 METRIC Thread Bite Type Tube Fitting Sannke®

S2GC-W
S2GD-W

英管螺纹 O型圈密封柱端/公制内螺纹24° 锥O型圈密封

BSP THREAD STUD ENDS WITH O-RING SEALING/METRIC FEMALE 24° CONE O-RING SEALING

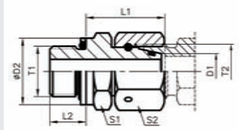

代号 PART NO.	螺纹 THREAD T1	T2	管子外径 D1	D2	尺寸 DIMENSIONS L1	L2	S1	S2			重量 克/件	工作压力 (Bar)	系列
S2GC-02-12W	G1/8"X28	M12X1.5	06	14	24.5	8	14	14			29	500	L
S2GC-04-14W	G1/4"X19	M14X1.5	08	19	29.5	12	19	17			30	500	
S2GC-04-16W	G1/4"X19	M16X1.5	10	19	27.5	12	19	19			55	500	
S2GC-06-16W	G3/8"X19	M16X1.5	10	22	29	12	22	19			75	400	
S2GC-06-18W	G3/8"X19	M18X1.5	12	22	34	12	22	22			98	400	
S2GC-04-18W	G1/4"X19	M18X1.5	12	19	27.5	12	19	22			67	400	
S2GC-08-18W	G1/2"X14	M18X1.5	12	27	29.5	14	27	22			116	400	
S2GC-08-22W	G1/2"X14	M22X1.5	15	27	32	14	27	27			140	400	
S2GC-08-26W	G1/2"X14	M26X1.5	18	27	31.5	14	27	32			145	400	
S2GC-12-26W	G3/4"X14	M26X1.5	18	32	32.5	16	32	32			185	250	
S2GC-12-30W	G3/4"X14	M30X2	22	32	32.5	16	32	36			2004	250	
S2GC-16-36W	G1"X11	M36X2	28	40	35	18	41	41			292	250	
S2GC-20-45W	G1.1/4"X11	M45X2	35	50	42.5	20	50	50			506	250	
S2GC-24-52W	G1.1/2"X11	M52X2	42	55	46.5	22	55	60			722	250	
S2GD-04-14W	G1/4"X19	M14X1.5	06	19	27	12	19	17			55	800	S
S2GD-04-16W	G1/4"X19	M16X1.5	08	19	29.5	12	19	19			66	800	
S2GD-06-18W	G3/8"X19	M18X1.5	10	22	32	12	22	22			94	800	
S2GD-06-20W	G3/8"X19	M20X1.5	12	22	34	12	22	24			103	630	
S2GD-04-20W	G1/4"X19	M20X1.5	12	19	31.5	12	19	24			142	630	
S2GD-08-20W	G1/2"X14	M20X1.5	12	27	35	14	27	24			142	630	
S2GD-08-22W	G1/2"X14	M22X1.5	14	27	36.5	14	27	27			160	630	
S2GD-08-24W	G1/2"X14	M24X1.5	16	27	37	14	27	30			173	630	
S2GD-12-30W	G3/4"X14	M30X2	20	32	43	16	32	36			276	420	
S2GD-16-36W	G1"X11	M36X2	25	40	48	18	41	46			496	420	
S2GD-20-42W	G1.1/4"X11	M42X2	30	50	51	20	50	50			695	420	
S2GD-24-52W	G1.1/2"X11	M52X2	38	55	60	22	55	60			938	420	

注:若需配挡圈请在代号后加“DQ”， 如S2GC-12-30WDQ
Note：If you interested to order the adapter with retainer ring,please insert suffix"DQ" after our Part No,for example S2GC-12-30WDQ

E

卡套式

S2BC-WDW
S2BD-WDW

英管螺纹胶垫密封柱端或60° 锥密封/公制内螺纹24° 锥0型圈密封

BSP THREAD WITH CAPTIVE SEAL OR 60° SEAT SEALING/METRIC FEMALE 24° CONE O-RING SEALING

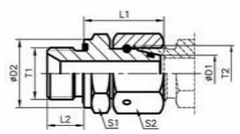

代号 PART NO.	螺纹 THREAD T1	螺纹 THREAD T2	管子外径 D1	管子外径 D2	尺寸 DIMENSIONS L1	L2	S1	S2			重量 克/件	工作压力 (bar)	系列
S2BC-02-12WDW	G1/8"X28	M12X1.5	06	14	24.5	8	14	14			27	500	L
S2BC-04-14WDW	G1/4"X19	M14X1.5	08	19	29.5	12	19	17			26	500	
S2BC-04-16WDW	G1/4"X19	M16X1.5	10	19	27.5	12	19	19			54	500	
S2BC-06-16WDW	G3/8"X19	M16X1.5	10	22	29	12	22	19			70	400	
S2BC-06-18WDW	G3/8"X19	M18X1.5	12	22	34	12	22	22			95	400	
S2BC-04-18WDW	G1/4"X19	M18X1.5	12	19	27.5	12	19	22			65	400	
S2BC-08-18WDW	G1/2"X14	M18X1.5	12	27	29.5	14	27	22			114	400	
S2BC-08-22WDW	G1/2"X14	M22X1.5	15	27	32	14	27	27			137	400	
S2BC-08-26WDW	G1/2"X14	M26X1.5	18	27	31.5	14	27	32			143	400	
S2BC-12-26WDW	G3/4"X14	M26X1.5	18	32	29.5	16	32	32			182	250	
S2BC-12-30WDW	G3/4"X14	M30X2	22	32	32.5	16	32	36			200	250	
S2BC-16-36WDW	G1"X11	M36X2	28	40	35	18	41	41			289	250	
S2BC-20-45WDW	G1.1/4"X11	M45X2	35	50	42.5	20	50	50			500	250	
S2BC-24-52WDW	G1.1/2"X11	M52X2	42	55	46.5	22	55	60			718	250	
S2BD-04-14WDW	G1/4"X19	M14X1.5	06	19	27	12	19	17			53	800	S
S2BD-04-16WDW	G1/4"X19	M16X1.5	08	19	29.5	12	19	19			64	800	
S2BD-06-18WDW	G3/8"X19	M18X1.5	10	22	32	12	22	22			93	800	
S2BD-06-20WDW	G3/8"X19	M20X1.5	12	22	34	12	22	24			100	630	
S2BD-04-20WDW	G1/4"X19	M20X1.5	12	19	31.5	12	19	24			140	630	
S2BD-08-20WDW	G1/2"X14	M20X1.5	12	27	35	14	27	24			140	630	
S2BD-08-22WDW	G1/2"X14	M22X1.5	14	27	36.5	14	27	27			157	630	
S2BD-08-24WDW	G1/2"X14	M24X1.5	16	27	37	14	27	30			170	630	
S2BD-12-30WDW	G3/4"X14	M30X2	20	32	43	16	32	36			273	420	
S2BD-16-36WDW	G1"X11	M36X2	25	40	48	18	41	46			493	420	
S2BD-20-42WDW	G1.1/4"X11	M42X2	30	50	51	20	50	50			691	420	
S2BD-24-52WDW	G1.1/2"X11	M52X2	38	55	60	22	55	60			934	420	

过渡接头 ADAPTER 公制DIN卡套式 METRIC Thread Bite Type Tube Fitting Sannke®

E

卡套式

S1CG4-OG、S1DG4-OG
S1CG4-OG/RN、S1DG4-OG/RN

45° 弯英管螺纹可调向0型圈密封柱端

45° ELBOW BSP THREAD ADJUSTABLE STUD ENDS WITH O-RING SEALING

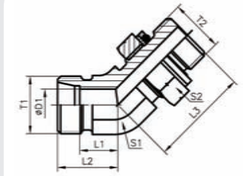

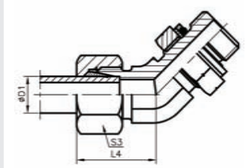

代号 PART NO.	螺纹 THREAD T1	螺纹 THREAD T2	管子外径 D1	尺寸 DIMENSIONS L1	L2	L3	L4	S1	S2	S3	重量 克/件	工作压力 (Bar)	系列
S1CG4-12-02OG	M12X1.5	G1/8"X28	06	9	16	28	24	14	14	14	30	315	L
S1CG4-14-04OG	M14X1.5	G1/4"X19	08	12	19	29	27	14	19	17	50	315	
S1CG4-16-06OG	M16X1.5	G3/8"X19	10	15	22	30	30	16	22	22	81	315	
S1CG4-18-06OG	M18X1.5	G3/8"X19	12	14	21	37	28	19	22	22	85	250	
S1CG4-22-08OG	M22X1.5	G1/2"X14	15	17	24	39	32	22	27	27	150	250	
S1CG4-26-08OG	M26X1.5	G1/2"X14	18	17	24.5	45	33	27	27	32	180	250	
S1CG4-30-12OG	M30X2	G3/4"X14	22	19	26.5	50	35	30	36	36	276	160	
S1CG4-36-16OG	M36X2	G1"X11	28	23	30.5	52	40	36	41	41	453	160	
S1CG4-45-20OG	M45X2	G1.1/4"X11	35	27	37.5	54	48	50	50	50	680	160	
S1CG4-52-24OG	M52X2	G1.1/2"X11	42	26	37	54	49	50	55	60	888	160	
S1DG4-14-04OG	M14X1.5	G1/4"X19	06	9	16	28	24	14	19	17	57	315	S
S1DG4-16-04OG	M16X1.5	G1/4"X19	08	12	19	32	27	19	19	19	67	315	
S1DG4-18-06OG	M18X1.5	G3/8"X19	10	13	20.5	34	29	19	22	22	92	250	
S1DG4-20-06OG	M20X1.5	G3/8"X19	12	17	24.5	34	33	19	22	24	100	250	
S1DG4-22-08OG	M22X1.5	G1/2"X14	14	22	30	40	36	22	27	27	153	250	
S1DG4-24-08OG	M24X1.5	G1/2"X14	16	16	24.5	44	34	27	27	30	163	250	
S1DG4-30-12OG	M30X2	G3/4"X14	20	16	26.5	46	38	27	36	36	284	250	
S1DG4-36-16OG	M36X2	G1"X11	25	19	31	51	43	36	41	46	475	250	
S1DG4-42-20OG	M42X2	G1.1/4"X11	30	24	37.5	53	50	50	50	50	577	160	

注:如需带卡套及卡套螺母整套订货，则请在代号后加“RN”，如S1DG4-20-06OG/RN
需配挡圈请在代号后加“DQ”，如S1DG4-20-06OGDQ

Note：In case if you are interested to order the adapter in complete set with cutting ring and nut, it is necessary to insert suffix “RN” after our part NO，for example S1DG4-20-06OG/RN with retainer ring please insert suffix “DQ” after our part NO,for example S1DG4-20-06OGDQ

S1CG9-OG、S1DG9-OG
S1CG9-OG/RN、S1DG9-OG/RN

90° 弯英管螺纹可调向0型圈密封柱端

90° ELBOW BSP THREAD ADJUSTABLE STUD ENDS WITH O-RING SEALING

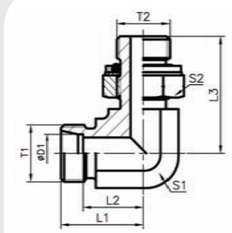

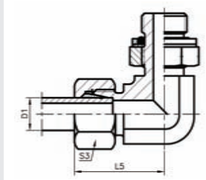

代号 PART NO.	螺纹 THREAD T1	螺纹 THREAD T2	管子外径 D1	尺寸 DIMENSIONS L1	L2	L3	L4	S1	S2	S3	重量 克/件	工作压力 (Bar)	系列
S1CG9-14-04OG	M14X1.5	G1/4"X19	08	23	16	32	31	14	19	17	59	315	L
S1CG9-16-04OG	M16X1.5	G1/4"X19	10	24	17	34	32	19	19	19	82	315	
S1CG9-18-06OG	M18X1.5	G3/8"X19	12	26	19	37	34	19	22	22	96	250	
S1CG9-22-08OG	M22X1.5	G1/2"X14	15	28	21	43	36	22	27	27	149	250	
S1CG9-26-08OG	M26X1.5	G1/2"X14	18	31	24	49	40	27	27	32	221	250	
S1CG9-30-12OG	M30X2	G3/4"X14	22	35	28	49	44	30	36	36	310	160	
S1CG9-36-16OG	M36X2	G1"X11	28	38	31	59	47	36	41	41	455	160	
S1CG9-45-20OG	M45X2	G1.1/4"X11	35	48	38	65	59	50	50	50	1043	160	
S1CG9-52-24OG	M52X2	G1.1/2"X11	42	49	38	67	61	50	55	60	994	160	
S1DG9-14-04OG	M14X1.5	G1/4"X19	06	22	15	32	30	14	19	17	56	315	S
S1DG9-16-04OG	M16X1.5	G1/4"X19	08	24	17	36	32	19	19	19	88	315	
S1DG9-18-06OG	M18X1.5	G3/8"X19	10	25	18	38	34	19	22	22	98	250	
S1DG9-20-06OG	M20X1.5	G3/8"X19	12	29	22	38	38	22	22	24	128	250	
S1DG9-22-08OG	M22X1.5	G1/2"X14	14	30	22	43.2	40	22	27	27	147	250	
S1DG9-24-08OG	M24X1.5	G1/2"X14	16	33	25	49	43	27	27	30	234	250	
S1DG9-30-12OG	M30X2	G3/4"X14	20	38	28	51	49	30	36	36	344	250	
S1DG9-36-16OG	M36X2	G1"X11	25	42	30	58	54	36	41	46	533	250	
S1DG9-42-20OG	M42X2	G1.1/4"X11	30	49	36	64	62	50	50	50	1085	160	
S1DG9-52-24OG	M52X2	G1.1/2"X11	38	50	34	70	65	50	55	60	1116	160	

注:如需带卡套及卡套螺母整套订货，则请在代号后加“RN”，如S1DG9-20-06OG/RN
需配挡圈请在代号后加“DQ”，如S1DG9-20-06OGDQ

Note：In case if you are interested to order the adapter in complete set with cutting ring and nut, it is necessary to insert suffix “RN” after our part NO，for example S1DG9-20-06OG/RN with retainer ring please insert suffix “DQ” after our part NO,for example S1DG9-20-06OGDQ

S1CH4-OG、S1DH4-OG
S1CH4-OG/RN、S1DH4-OG/RN

45° 弯公制外螺纹可调向柱端ISO 6149
45° ELBOW MALE ADJUSTABLE STUD END ISO 6149

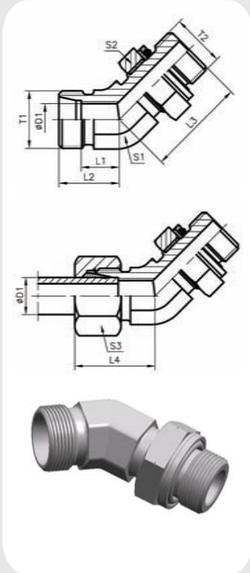

代号 PART NO.	螺纹 THREAD T1	T2	管子外径 D1	尺寸 DIMENSIONS L1	L2	L3	L4	S1	S2	S3	重量 克/件	工作压力 (Bar)	系列
S1CH4-12-10OG	M12X1.5	M10X1	06	9	16	28	24	14	14	14	30	315	L
S1CH4-14-12OG	M14X1.5	M12X1.5	08	12	19	29	27	14	17	17	49	315	
S1CH4-16-14OG	M16X1.5	M14X1.5	10	12	19	33	27	19	19	19	59	315	
S1CH4-18-16OG	M18X1.5	M16X1.5	12	14	21	34	28	19	22	22	85	250	
S1CH4-22-18OG	M22X1.5	M18X1.5	15	17	24	35	32	22	24	27	121	250	
S1CH4-26-22OG	M26X1.5	M22X1.5	18	17	24.5	42	33	27	27	32	167	250	
S1CH4-30-27OG	M30X2	M27X2	22	19	26.5	45	35	30	32	36	263	160	
S1CH4-36-33OG	M36X2	M33X2	28	23	30.5	51	40	36	41	41	410	160	
S1CH4-45-42OG	M45X2	M42X2	35	27	37.5	53	48	50	50	50	686	160	
S1DH4-14-12OG	M14X1.5	M12X1.5	06	9	16	29	24	14	17	17	46	315	S
S1DH4-16-14OG	M16X1.5	M14X1.5	08	12	19	29	27	19	19	19	59	315	
S1DH4-18-16OG	M18X1.5	M16X1.5	10	13	20.5	34	29	19	22	22	85	250	
S1DH4-20-18OG	M20X1.5	M18X1.5	12	17	24.5	37	33	19	24	24	117	250	
S1DH4-24-22OG	M24X1.5	M22X1.5	16	16	24.5	44	34	19	27	30	185	250	
S1DH4-30-27OG	M30X2	M27X2	20	16	26.5	51	38	27	32	36	165	250	
S1DH4-36-33OG	M36X2	M33X2	25	19	31	53	43	36	41	46	410	250	
S1DH4-42OG	M42X2	M42X2	30	24	37.5	54	50	50	50	50	672	160	

注:如需带卡套及卡套螺母整套订货，则请在代号后加“RN”，如S1DH4-24-22OG/RN
需配挡圈请在代号后加“DQ”，如S1DH4-24-22OGDQ
Note：In case if you are interested to order the adapter in complete set with cutting ring and nut, it is necessary to insert suffix “RN” after our part NO，for example S1DH4-24-22OG/RN
with retainer ring please insert suffix “DQ” after our part NO,for example S1DH4-24-22OGDQ

S1CH9-OG、S1DH9-OG
S1CH9-OG/RN、S1DH9-OG/RN

90°弯公制外螺纹可调向柱端ISO 6149
90° ELBOW MALE ADJUSTABLE STUD END ISO 6149

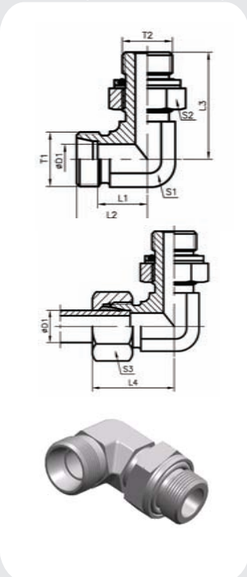

代号 PART NO.	螺纹 THREAD T1	T2	管子外径 D1	尺寸 DIMENSIONS L1	L2	L3	L4	S1	S2	S3	重量 克/件	工作压力 (Bar)	系列
S1CH9-12-10OG	M12X1.5	M10X1	06	14	21	27	29	14	14	14	33	315	L
S1CH9-14-12OG	M14X1.5	M12X1.5	08	16	23	32	31	14	17	17	52	315	
S1CH9-16-14OG	M16X1.5	M14X1.5	10	17	24	34	32	19	19	19	66	315	
S1CH9-18-16OG	M18X1.5	M16X1.5	12	19	26	35	34	19	22	22	91	250	
S1CH9-22-18OG	M22X1.5	M18X1.5	15	21	28	42	36	22	24	27	132	250	
S1CH9-26-22OG	M26X1.5	M22X1.5	18	24	31.5	45	40	27	27	32	197	250	
S1CH9-30-27OG	M30X2	M27X2	22	28	35.5	50	44	30	32	36	302	160	
S1CH9-36-33OG	M36X2	M33X2	28	31	38.5	53	47	36	41	41	466	160	
S1DH9-14-12OG	M14X1.5	M12X1.5	06	15	22	32	30	14	17	17	54	315	S
S1DH9-16-14OG	M16X1.5	M14X1.5	08	17	24	36	32	19	19	19	68	315	
S1DH9-18-16OG	M18X1.5	M16X1.5	10	18	25.5	38	34	19	22	22	93	250	
S1DH9-20-18OG	M20X1.5	M18X1.5	12	22	29.5	43	38	22	24	24	126	250	
S1DH-22-20OG	M22X1.5	M20X1.5	14	22	30	40	40	22	27	27	161	250	
S1DH9-24-22OG	M24X1.5	M22X1.5	16	25	33.5	50	43	27	27	30	183	250	
S1DH9-30-27OG	M30X2	M27X2	20	28	38.5	54	49	30	32	36	309	250	
S1DH9-36-33OG	M36X2	M33X2	25	30	42	60	54	36	41	46	487	250	
S1DH9-42OG	M42X2	M42X2	30	36	49.5	68	62	50	50	50	773	160	

注:如需带卡套及卡套螺母整套订货，则请在代号后加“RN”，如S1DH9-24-22OG/RN
需配挡圈请在代号后加“DQ”，如S1DH9-24-22OGDQ
Note：In case if you are interested to order the adapter in complete set with cutting ring and nut, it is necessary to insert suffix “RN” after our part NO，for example S1DH9-24-22OG/RN
with retainer ring please insert suffix “DQ” after our part NO,for example S1DH9-24-22OGDQ

S1CO4-OG、S1DO4-OG
S1CO4-OG/RN、S1DO4-OG/RN

45° 弯美制螺纹可调向O型圈密封柱端ISO 11926
45° ELBOW UN、UNF THREAD ADJUSTABLE STUD ENDS WITH O-RING SEALING ISO 11926

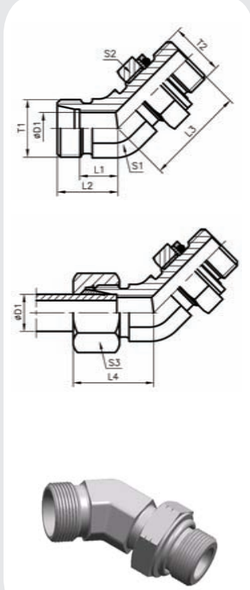

代号 PART NO.	螺纹 THREAD T1	T2	管子外径 D1	尺寸 DIMENSIONS L1	L2	L3	L4	S1	S2	S3	重量 克/件	工作压力 (Bar)	系列
S1CO4-12-04OG	M12X1.5	7/16"X20	06	9	16	29	24	14	14	14	40	315	L
S1CO4-14-06OG	M14X1.5	9/16"X18	08	12	19	29	27	14	17	14	53	315	
S1CO4-16-06OG	M16X1.5	9/16"X18	10	12	19	34	27	19	17	19	64	315	
S1CO4-18-08OG	M18X1.5	3/4"X16	12	14	21	37	28	19	22	22	110	250	
S1CO4-22-10OG	M22X1.5	7/8"X14	15	17	24	39	32	22	27	27	151	250	
S1CO4-22-08OG	M22X1.5	3/4"X16	15	17	24	37	32	22	22	27	128	250	
S1CO4-26-12OG	M26X1.5	1.1/16"X12	18	17	24.5	47	33	30	32	32	140	250	
S1CO4-30-12OG	M30X2	1.1/16"X12	22	19	26.5	50	35	30	32	36	275	160	
S1CO4-36-16OG	M36X2	1.5/16"X12	28	23	30.5	52	39	36	41	41	429	160	
S1CO4-45-20OG	M45X2	1.5/8"X12	35	27	37.5	54	48	50	50	50	670	160	
S1CO4-52-24OG	M52X2	1.7/8"X12	42	26	37	54	49	50	55	60	847	160	
S1DO4-14-04OG	M14X1.5	7/16"X20	06	9	16	30	24	14	14	17	43	315	S
S1DO4-16-06OG	M16X1.5	9/16"X18	08	12	19	33	27	19	17	19	62	315	
S1DO4-18-06OG	M18X1.5	9/16"X18	10	13	20.5	33	29	19	17	22	70	250	
S1DO4-20-08OG	M20X1.5	3/4"X16	12	17	24.5	36	33	22	22	24	125	250	
S1DO4-24-10OG	M24X1.5	7/8"X14	16	16	23.5	45	34	27	27	30	176	250	
S1DO4-30-12OG	M30X2	1.1/16"X12	20	16	36.5	50	38	30	32	36	310	250	
S1DO4-36-16OG	M36X2	1.5/16"X12	25	30	42	52	54	36	32	46	486	250	
S1DO4-42-20OG	M42X2	1.5/8"X12	30	24	37.5	54	50	50	50	50	662	160	
S1DO4-52-24OG	M52X2	1.7/8"X12	38	21	37	54	52	50	55	60	837	160	

注：如需带卡套及卡套螺母整套订货，则请在代号后加“RN”，如S1CO4-30-12OG/RN。
Note：In case if you are interested to order the adapter in complete set with cutting ring and nut，it is necessary to insert suffix “RN” after our part NO，for example S1CO4-30-12OG/RN。.

S1CO9-OG、S1DO9-OG
S1CO9-OG/RN、S1DO9-OG/RN

90° 弯美制螺纹可调向O型圈密封柱端ISO 11926

90° ELBOW UN、UNF THREAD ADJUSTABLE STUD ENDS WITH O-RING SEALING ISO 11926

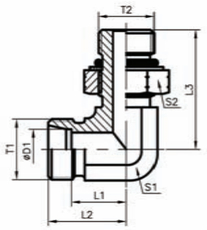

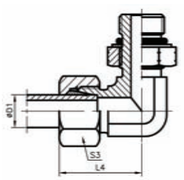

代号 PART NO.	螺纹 THREAD T1	T2	管子外径 D1	尺寸 DIMENSIONS L1	L2	L3	L4	S1	S2	S3	重量 克/件	工作压力 (Bar)	系列
S1CO9-12-04OG	M12X1.5	7/16"X20	06	14	21	29	29	14	14	14	42	315	L
S1CO9-14-06OG	M14X1.5	9/16"X18	08	15.5	22.5	31.8	30.5	14	19	17	60	315	
S1CO9-16-06OG	M16X1.5	9/16"X18	10	17	24	34	32	19	17	19	70	315	
S1CO9-18-08OG	M18X1.5	3/4"X16	12	19	26	38	34	19	22	22	118	250	
S1CO9-22-10OG	M22X1.5	7/8"X14	15	21	28	43	36	22	27	27	168	250	
S1CO9-22-08OG	M22X1.5	3/4"X16	15	21	28	41	36	22	22	27	144	250	
S1CO9-26-12OG	M26X1.5	1.1/16"X12	18	24	31.5	49	40	30	32	32	265	250	
S1CO9-30-12OG	M30X2	1.1/16"X12	22	28	35.5	52	44	30	32	36	313	160	
S1CO9-36-12OG	M36X2	1.1/16"X12	28	33.5	41	57.5	47.8	36	41	41	410	160	
S1CO9-36-16OG	M36X2	1.5/16"X12	28	31	38.5	59	47	36	41	41	500	160	
S1CO9-45-20OG	M45X2	1.5/8"X12	35	38	48.5	63	59	50	50	50	585	160	S
S1CO9-52-24OG	M52X2	1.7/8"X12	42	38	49	64	61	50	55	60	582	160	
S1DO9-14-04OG	M14X1.5	7/16"X20	06	15	22	32	30	14	14	17	199	315	
S1DO9-16-06OG	M16X1.5	9/16"X18	08	17	24	37	32	19	17	19	226	315	
S1DO9-18-06OG	M18X1.5	9/16"X18	10	18	25.5	38	34	19	17	22	236	250	
S1DO9-18-08OG	M18X1.5	3/4"X16	10	19.5	27	37.5	36	19	24	22	281	250	
S1DO9-20-08OG	M20X1.5	3/4"X16	12	22	29.5	44	38	22	22	24	311	250	
S1DO9-22-10OG	M22X1.5	7/8"X14	14	23	30.5	44	41	22	27	27	328	250	
S1DO9-24-10OG	M24X1.5	7/8"X14	16	25	33.5	50	43	27	27	30	348	250	
S1DO9-30-12OG	M30X2	1.1/16"X12	20	28	38.5	56	49	30	32	36	430	250	
S1DO9-36-16OG	M36X2	1.5/16"X12	25	30	42	57.5	54	36	41	46	510	250	
S1DO9-42-20OG	M42X2	1.5/8"X12	30	36	49.5	69	62	50	50	50	695	160	
S1DO9-52-24OG	M52X2	1.7/8"X12	38	34	50	70	65	50	55	60	629	160	

注：如需带卡套及卡套螺母整套订货，则请在代号后加“RN”，如S1CO9-30-12OG/RN。
Note：In case if you are interested to order the adapter in complete set with cutting ring and nut，it is necessary to insert suffix “RN” after our part NO，for example S1CO9-30-12OG/RN.

100%三柯流体连接件

过渡接头 ADAPTER 公制DIN卡套式 METRIC Thread Bite Type Tube Fitting Sannke®

SACCH-OG、SADDH-OG
SACCH-OG/RN、SADDH-OG/RN

公制外螺纹可调向柱端ISO 6149 主支三通

METRIC MALE ADJUSTABLE STUD END ISO 6149 RUN TEE

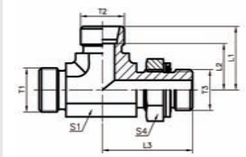

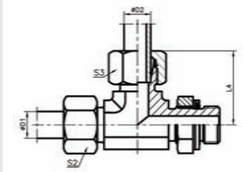

代号 PART NO.	螺纹 THREAD T1/T2	T3	管子外径 D1	D2	尺寸 DIMENSIONS L1	L2	L3	L4	S1	S2/S3	S4	重量 克/件	工作压力 (bar)	系列
SACCH-12-12-10OG	M12X1.5	M10X1	06	06	21	14	27	29	14	14	14	45	315	L
SACCH-14-14-12OG	M14X1.5	M12X1.5	08	08	23	16	32	31	14	17	17	68	315	
SACCH-16-16-14OG	M16X1.5	M14X1.5	10	10	24	17	34	32	19	19	19	89	315	
SACCH-18-18-16OG	M18X1.5	M16X1.5	12	12	26	19	35	34	19	22	22	121	250	
SACCH-22-22-18OG	M22X1.5	M18X1.5	15	15	28	21	41	36	22	27	24	177	250	
SACCH-26-26-22OG	M26X1.5	M22X1.5	18	18	31.5	24	44	40	27	32	27	263	250	
SACCH-30-30-27OG	M30X2	M27X2	22	22	35.5	28	49	44	30	36	32	396	160	
SACCH-36-36-33OG	M36X2	M33X2	28	28	38.5	31	52	47	36	41	41	621	160	
SADDH-14-14-12OG	M14X1.5	M12X1.5	06	06	22	15	32	30	14	17	17	71	400	S
SADDH-16-16-14OG	M16X1.5	M14X1.5	08	08	24	17	36	32	19	19	19	91	400	
SADDH-18-18-16OG	M18X1.5	M16X1.5	10	10	25.5	18	38	34	19	22	22	124	400	
SADDH-20-20-18OG	M20X1.5	M18X1.5	12	12	28.5	21	43	38	22	24	24	160	400	
SADDH-24-24-22OG	M24X1.5	M22X1.5	16	16	33.5	25	49	43	27	30	27	213	400	
SADDH-30-30-27OG	M30X2	M27X2	20	20	38.5	28	55	49	30	36	32	409	400	
SADDH-36-36-33OG	M36X2	M33X2	25	25	42	30	60	54	36	46	41	657	350	
SADDH-42OG	M42X2	M42X2	30	30	49.5	36	68	62	46	50	50	1006	250	

注:如需带卡套及卡套螺母整套订货，则请在代号后加“RN”，如SADDH-18-18-16OG/RN
需配挡圈请在代号后加“DQ”，如SADDH-18-18-16OGDQ
Note：In case if you are interested to order the adapter in complete set with cutting ring and nut，it is necessary to insert suffix “RN” after our part NO，for example SADDH-18-18-16OG/RN
with retainer ring please insert suffix “DQ” after our part NO,for example SADDH-18-18-16OGDQ

SACCG-OG、SADDG-OG
SACCG-OG/RN、SADDG-OG/RN

英管螺纹可调向O型圈密封柱端主支三通

BSP THREAD ADJUSTABLE STUD END WITH O-RING SEALING RUN TEE

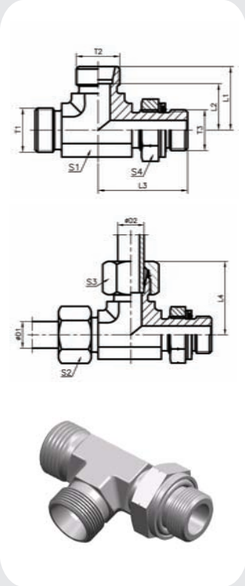

代号 PART NO.	螺纹 THREAD T1/T2	T3	管子外径 D1	D2	尺寸 DIMENSIONS L1	L2	L3	L4	S1	S2/S3	S4	重量 克/件	工作压力 (bar)	系列
SACCG-12-12-02OG	M12X1.5	G1/8"X28	06	06	21	14	26	29	14	14	14	44	200	L
SACCG-14-14-04OG	M14X1.5	G1/4"X19	08	08	23	16	32	31	14	17	19	68	200	
SACCG-16-16-04OG	M16X1.5	G1/4"X19	10	10	24	17	34	32	19	19	19	85	200	
SACCG-18-18-06OG	M18X1.5	G3/8"X19	12	12	26	19	37	34	19	22	22	125	200	
SACCG-22-22-08OG	M22X1.5	G1/2"X14	15	15	28	21	43	36	22	27	27	205	200	
SACCG-26-26-08OG	M26X1.5	G1/2"X14	18	18	31.5	24	49	40	27	32	27	266	200	
SACCG-30-30-12OG	M30X2	G3/4"X14	22	22	35.5	28	49	44	30	36	32	400	200	
SACCG-36-36-16OG	M36X2	G1"X11	28	28	38.5	31	59	47	36	41	41	637	200	
SACCG-45-45-20OG	M45X2	G1.1/4"X11	35	35	48.5	38	65	59	50	50	50	995	160	
SADDG-14-14-04OG	M14X1.5	G1/4"X19	06	06	22	15	32	30	14	17	19	72	315	S
SADDG-16-16-04OG	M16X1.5	G1/4"X19	08	08	24	17	36	32	19	19	19	87	315	
SADDG-18-18-06OG	M18X1.5	G3/8"X19	10	10	25.5	18	38	34	19	22	22	127	315	
SADDG-20-20-06OG	M20X1.5	G3/8"X19	12	12	28.5	21	38	38	22	24	22	145	315	
SADDG-22-22-08OG	M22X1.5	G1/2"X14	14	14	31	23	43	41	22	27	27	213	250	
SADDG-24-24-08OG	M24X1.5	G1/2"X14	16	16	33.5	25	49	43	27	30	27	234	250	
SADDG-30-30-12OG	M30X2	G3/4"X14	20	20	38.5	28	51	49	30	36	36	413	250	
SADDG-36-36-16OG	M36X2	G1"X11	25	25	42	30	58	54	36	46	41	673	250	
SADDG-42-42-20OG	M42X2	G1.1/4"X11	30	30	49.5	36	64	62	46	50	50	1013	160	

注:如需带卡套及卡套螺母整套订货，则请在代号后加“RN”，如SADDG-18-18-06OG/RN
需配挡圈请在代号后加“DQ”，如SADDG-18-18-06OGDQ

Note：In case if you are interested to order the adapter in complete set with cutting ring and nut, it is necessary to insert suffix “RN” after our part NO，for example SADDG-18-18-06OG/RN with retainer ring please insert suffix “DQ” after our part NO,for example SADDG-18-18-06OGDQ

SACCO-OG、SADDO-OG
SACCO-OG/RN、SADDO-OG/RN

美制螺纹可调向O型圈密封柱端主支三通

UN、UNF THREAD ADJUSTABLE STUD ENDS WITH O-RING SEALING RUN TEE

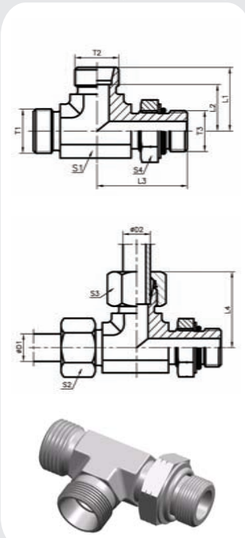

代号 PART NO.	螺纹 THREAD T1/T2	T3	管子外径 D1	D2	尺寸 DIMENSIONS L1	L2	L3	L4	S1	S2/S3	S4	重量 克/件	工作压力 (bar)	系列
SACCO-12-12-04OG	M12X1.5	7/16"X20	06	06	21	14	29	29	14	14	14	53	315	L
SACCO-14-14-06OG	M14X1.5	9/16"X18	08	08	22.5	15.5	31.8	30.5	14	17	17	72	250	
SACCO-16-16-06OG	M16X1.5	9/16"X18	10	10	24	17	34	32	19	19	17	90	250	
SACCO-18-18-08OG	M18X1.5	3/4"X16	12	12	26	19	38	34	19	22	22	142	250	
SACCO-22-22-10OG	M22X1.5	7/8"X14	15	15	28	21	43	36	22	27	27	212	200	
SACCO-26-26-12OG	M26X1.5	1.1/16"X12	18	18	31.5	24	49	40	30	32	32	333	200	
SACCO-30-30-12OG	M30X2	1.1/16"X12	22	22	35.5	28	53	44	30	36	32	410	200	
SACCO-36-36-16OG	M36X2	1.5/16"X12	28	28	38.5	31	59	47	36	41	41	642	160	
SACCO-45-45-20OG	M45X2	1.5/8"X12	35	35	48.5	38	63	59	46	50	50	1047	125	
SADDO-14-14-04OG	M14X1.5	7/16"X20	06	06	22	15	32	30	14	17	14	66	400	S
SADDO-16-16-06OG	M16X1.5	9/16"X18	08	08	24	17	37	32	19	19	17	92	400	
SADDO-18-18-06OG	M18X1.5	9/16"X18	10	10	25.5	18	38	34	19	22	17	110	400	
SADDO-20-20-08OG	M20X1.5	3/4"X16	12	12	28.5	21	44	38	22	24	22	167	400	
SADDO-22-22-10OG	M22X1.5	7/8"X14	14	14	31	23	44	41	22	27	27	220	400	
SADDO-24-24-10OG	M24X1.5	7/8"X14	16	16	33.5	25	50	43	27	30	27	263	400	
SADDO-30-30-12OG	M30X2	1.1/16"X12	20	20	38.5	28	56	49	30	36	32	423	400	
SADDO-36-36-16OG	M36X2	1.5/16"X12	25	25	42	30	69	56.8	36	46	41	678	315	
SADDO-42-42-20OG	M42X2	1.5/8"X12	30	30	49.5	36	69	62	46	50	50	1007	250	

注：如需带卡套及卡套螺母整套订货，则请在代号后加“RN”，如SACCO-30-30-12OG/RN。

Note：In case if you are interested to order the adapter in complete set with cutting ring and nut，it is necessary to insert suffix“RN” after our part NO.，for example SACCO-30-30-12OG/RN.

SACGC-OG、SADGD-OG
SACGC-OG/RN、SADGD-OG/RN

英管螺纹可调向O型圈密封柱端分支三通

BSP THREAD ADJUSTABLE STUD ENDS WITH O-RING SEALING BRANCH TEE

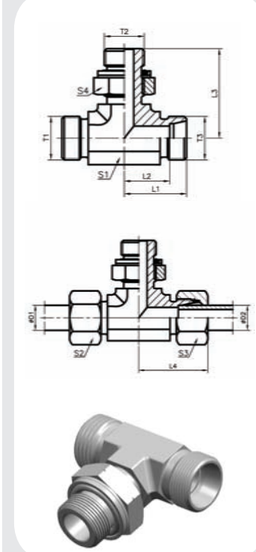

代号 PART NO.	螺纹 THREAD T1/T3	T2	管子外径 D1	D2	尺寸 DIMENSIONS L1	L2	L3	L4	S1	S2/S3	S4	重量 克/件	工作压力 (bar)	系列
SACGC-12-02-12OG	M12X1.5	G1/8"X28	06	06	21	14	26	29	14	14	14	44	500	L
SACGC-14-04-14OG	M14X1.5	G1/4"X19	08	08	23	16	32	31	14	17	19	68	500	
SACGC-16-04-16OG	M16X1.5	G1/4"X19	10	10	24	17	34	32	19	19	19	85	500	
SACGC-18-06-18OG	M18X1.5	G3/8"X19	12	12	26	19	37	34	19	22	22	125	400	
SACGC-22-08-22OG	M22X1.5	G1/2"X14	15	15	28	21	43	36	22	27	27	205	400	
SACGC-26-08-26OG	M26X1.5	G1/2"X14	18	18	31.5	24	49	40	27	32	27	266	400	
SACGC-30-12-30OG	M30X2	G3/4"X14	22	22	35.5	28	49	44	30	36	32	400	250	
SACGC-36-16-36OG	M36X2	G1"X11	28	28	38.5	31	59	49	36	41	41	637	250	
SACGC-45-20-45OG	M45X2	G1.1/4"X11	35	35	48.5	38	65	59	46	50	50	995	250	
SADGD-14-04-14OG	M14X1.5	G1/4"X19	06	06	22	15	32	30	14	17	19	72	800	S
SADGD-16-04-16OG	M16X1.5	G1/4"X19	08	08	24	17	36	32	19	19	19	87	800	
SADGD-18-06-18OG	M18X1.5	G3/8"X19	10	10	25.5	18	38	34	19	22	22	127	800	
SADGD-20-06-20OG	M20X1.5	G3/8"X19	12	12	28.5	22	38	38	22	24	22	145	630	
SADGD-22-08-22OG	M22X1.5	G1/2"X14	14	14	31	23	43	41	22	27	27	213	630	
SADGD-24-08-24OG	M24X1.5	G1/2"X14	16	16	33.5	25	49	43	27	30	27	234	630	
SADGD-30-12-30OG	M30X2	G3/4"X14	20	20	38.5	28	51	49	30	36	36	413	420	
SADGD-36-16-36OG	M36X2	G1"X11	25	25	42	30	58	54	36	46	41	673	420	
SADGD-42-20-42OG	M42X2	G1.1/4"X11	30	30	49.5	36	64	62	46	50	50	1013	420	

注:如需带卡套及卡套螺母整套订货，则请在代号后加“RN”，如SADGD-18-06-18OG/RN
需配挡圈请在代号后加“DQ”，如SADGD-18-06-18OGDQ

Note：In case if you are interested to order the adapter in complete set with cutting ring and nut, it is necessary to insert suffix “RN” after our part NO，for example SADGD-18-06-18OG/RN with retainer ring please insert suffix “DQ” after our part NO,for example SADGD-18-06-18OGDQ

SACHC-OG、SADHD-OG
SACHC-OG/RN、SADHD-OG/RN

公制外螺纹可调向柱端ISO6149分支三通

METRIC MALE ADJUSTABLE STUD END ISO 6169 BRANCH TEE

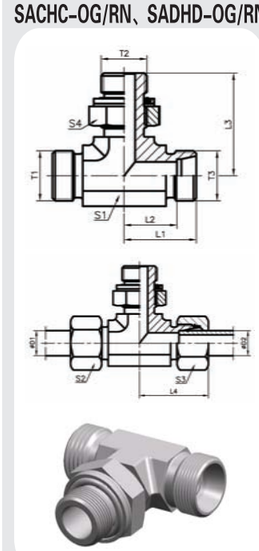

代号 PART NO.	螺纹 THREAD T1/T3	T2	管子外径 D1	D2	尺寸 DIMENSIONS L1	L2	L3	L4	S1	S2/S3	S4	重量 克/件	工作压力 (bar)	系列
SACHC-12-10-12OG	M12X1.5	M10X1	06	06	21	14	27	29	14	14	14	45	315	L
SACHC-14-12-14OG	M14X1.5	M12X1.5	08	08	23	16	32	31	14	17	17	68	315	
SACHC-16-14-16OG	M16X1.5	M14X1.5	10	10	24	17	34	32	19	19	19	89	315	
SACHC-18-16-18OG	M18X1.5	M16X1.5	12	12	26	19	35	34	19	22	22	121	250	
SACHC-22-18-22OG	M22X1.5	M18X1.5	15	15	28	21	41	36	22	27	24	177	250	
SACHC-26-22-26OG	M26X1.5	M22X1.5	18	18	31.5	24	44	40	27	32	27	263	250	
SACHC-30-27-30OG	M30X2	M27X2	22	22	35.5	28	49	44	30	36	32	396	160	
SACHC-36-33-36OG	M36X2	M33X2	28	28	38.5	31	52	47	36	41	41	621	160	
SADHD-14-12-14OG	M14X1.5	M12X1.5	06	06	22	15	32	30	14	17	17	71	400	S
SADHD-16-14-16OG	M16X1.5	M14X1.5	08	08	24	17	36	32	19	19	19	91	400	
SADHD-18-16-18OG	M18X1.5	M16X1.5	10	10	25.5	18	38	34	19	22	22	124	400	
SADHD-20-18-20OG	M20X1.5	M18X1.5	12	12	28.5	21	43	38	22	24	24	160	400	
SADHD-24-22-24OG	M24X1.5	M22X1.5	16	16	33.5	25	49	43	27	30	27	213	400	
SADHD-30-27-30OG	M30X2	M27X2	20	20	38.5	28	55	49	30	36	32	409	400	
SADHD-36-33-36OG	M36X2	M33X2	25	25	42	30	60	54	36	46	41	657	350	
SADHD-42OG	M42X2	M42X2	30	30	49.5	36	68	62	46	50	50	1006	250	

注:如需带卡套及卡套螺母整套订货，则请在代号后加“RN”，如SADHD-16-14-16OG/RN
需配挡圈请在代号后加“DQ”，如SADHD-16-14-16OGDQ

Note：In case if you are interested to order the adapter in complete set with cutting ring and nut, it is necessary to insert suffix “RN” after our part NO，for example SADHD-16-14-16OG/RN with retainer ring please insert suffix “DQ” after our part NO,for example SADHD-16-14-16OGDQ

SACOC-OG、SADOD-OG
SACOC-OG/RN、SADOD-OG/RN

美制螺纹可调向O型圈密封柱端分支三通

UN、UNF THREAD ADJUSTABLE STUD ENDS WITH O-RING SEALING BRANCH TEE

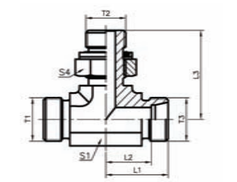

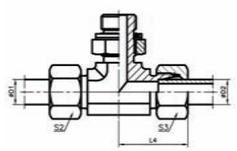

代号 PART NO.	螺纹 THREAD T1/T3	T2	管子外径 D1	D2	尺寸 DIMENSIONS L1	L2	L3	L4	S1	S2、S3	S4	重量 克/件	工作压力 (bar)	系列
SACOC-12-04-12OG	M12X1.5	7/16"X20	06	06	21	14	29	29	14	14	14	53	315	L
SACOC-14-06-14OG	M14X1.5	9/16"X18	08	08	22.5	15.5	29	30.5	14	17	17	72	250	
SACOC-16-06-16OG	M16X1.5	9/16"X18	10	10	24	17	34	32	19	19	17	90	250	
SACOC-18-08-18OG	M18X1.5	3/4"X16	12	12	26	19	38	34	19	22	22	142	250	
SACOC-22-10-22OG	M22X1.5	7/8"X14	15	15	28	21	41	36	22	27	27	212	200	
SACOC-26-12-26OG	M26X1.5	1.1/16"X12	18	18	31.5	24	47	40	30	32	32	333	200	
SACOC-30-12-30OG	M30X2	1.1/16"X12	22	22	35.5	28	52	44	30	36	32	410	200	
SACOC-36-16-36OG	M36X2	1.5/16"X12	28	28	38.5	31	59	47	36	41	41	642	160	
SACOC-45-20-45OG	M45X2	1.5/8"X12	35	35	48.5	38	63	59	46	50	50	1047	125	
SADOD-14-04-14OG	M14X1.5	7/16"X20	06	06	22	15	32	30	14	17	14	66	400	S
SADOD-16-06-16OG	M16X1.5	9/16"X18	08	08	24	17	37	32	19	19	17	92	400	
SADOD-18-06-18OG	M18X1.5	9/16"X18	10	10	25.5	18	38	34	19	22	17	110	400	
SADOD-20-08-20OG	M20X1.5	3/4"X16	12	12	28.5	22	44	38	22	24	22	167	400	
SADOD-22-10-22OG	M22X1.5	7/8"X14	14	14	31	23	44	41	22	27	27	220	400	
SADOD-24-10-24OG	M24X1.5	7/8"X14	16	16	33.5	25	50	43	27	30	27	263	400	
SADOD-30-12-30OG	M30X2	1.1/16"X12	20	20	38.5	28	56	49	30	36	32	423	400	
SADOD-36-16-36OG	M36X2	1.5/16"X12	25	25	44.8	32.8	57.5	56.8	36	46	41	678	315	
SADOD-42-20-42OG	M42X2	1.5/8"X12	30	30	49.5	36	69	62	46	50	50	1007	250	

注：如需带卡套及卡套螺母整套订货，则请在代号后加“RN”，如SACOC-30-12-30OG/RN。

Note：In case if you are interested to order the adapter in complete set with cutting ring and nut，it is necessary to insert suffix“RN” after our part NO.，for example SACOC-30-12-30OG/RN.

E

卡套式

过渡接头 ADAPTER 公制DIN卡套式 METRIC Thread Bite Type Tube Fitting Sannke®

S1CT9-SP、S1DT9-SP
S1CT9-SP/RN、S1DT9-SP/RN

90° 弯英锥管外螺纹

90 ELBOW BSPT MALE

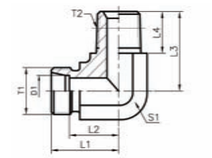

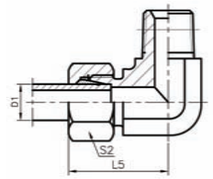

A 类

代号 PART NO.	螺纹 THREAD T1	T2	管子外径 D1	尺寸 DIMENSIONS L1	L2	L3	L4	L5	S1	S2	重量 克/件	工作压力 (bar)	系列
S1CT9-12-02SP	M12X1.5	R1/8"X28	06	19	12	20	9.5	27	12	14	30	315	L
S1CT9-12-04SP	M12X1.5	R1/4"X19	06	21	14	26	12	29	12	14	47	315	
S1CT9-14-04SP	M14X1.5	R1/4"X19	08	21	14	26	14	29	14	17	46	315	
S1CT9-14-02SP	M14X1.5	R1/8"X28	08	21	14	26	9.5	29	14	17	49	315	
S1CT9-14-06SP	M14X1.5	R3/8"X19	08	24	17	28	14	32	19	17	94	315	
S1CT9-16-04SP	M16X1.5	R1/4"X19	10	22	15	27	14	30	17	19	61	315	
S1CT9-16-06SP	M16X1.5	R3/8"X19	10	24	17	28	14	32	19	19	87	315	
S1CT9-18-06SP	M18X1.5	R3/8"X19	12	24	17	28	14	32	19	22	88	315	
S1CT9-18-04SP	M18X1.5	R1/4"X19	12	24	17	27	14	32	19	22	80	315	
S1CT9-18-08SP	M18X1.5	R1/2"X14	12	28	21	34	14	36	19	22	89	315	
S1CT9-22-08SP	M22X1.5	R1/2"X14	15	28	21	34	14	36	22	27	94	315	
S1CT9-26-08SP	M26X1.5	R1/2"X14	18	31	23.5	36	17	40	27	32	141	315	
S1DT9-14-04SP	M14X1.5	R1/4"X19	06	23	16	26	14	31	14	17	56	400	S
S1DT9-14-06SP	M14X1.5	R3/8"X19	06	25	18	20	12	33	19	17	61	400	
S1DT9-16-04SP	M16X1.5	R1/4"X19	08	24	17	27	14	32	17	19	73	400	
S1DT9-16-06SP	M16X1.5	R3/8"X19	08	25	18	28	12	33	19	19	63	400	
S1DT9-18-06SP	M18X1.5	R3/8"X19	10	25	17.5	28	14	34	19	22	104	400	
S1DT9-18-04SP	M18X1.5	R1/4"X19	10	25	17.5	28	14	34	19	22	59	400	
S1DT9-18-08SP	M18X1.5	R1/2"X14	10	30	22.5	32	14	39	22	22	98	400	
S1DT9-20-06SP	M20X1.5	R3/8"X19	12	29	21.5	28	14	38	19	24	126	400	
S1DT9-20-08SP	M20X1.5	R1/2"X14	12	30	22.5	32	14	39	24	24	97	400	
S1DT9-22-08SP	M22X1.5	R1/2"X14	14	30	22	32	14	40	22	27	101	400	
S1DT9-24-08SP	M24X1.5	R1/2"X14	16	33	24.5	32	17	43	24	30	150	400	

注：如需带卡套及卡套螺母整套订货，则请在代号后加“RN”，如S1CT9-30-12SP/RN。

Note：In case if you are interested to order the adapter in complete set with cutting ring and nut，it is necessary to insert suffix“RN” after our part NO，for example S1CT9-30-12SP/RN.

E

卡套式

过渡接头 ADAPTER 公制DIN卡套式 METRIC Thread Bite Type Tube Fitting Sannke®

S1CN9、S1DN9
S1CN9/RN、S1DN9/RN

90° 弯布锥管外螺纹
90° ELBOW NPT MALE

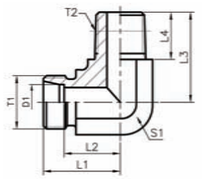

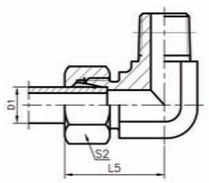

代号 PART NO.	螺纹 THREAD T1	T2	管子外径 D1	尺寸 DIMENSIONS L1	L2	L3	L4	L5	S1	S2	重量 克/件	工作压力 (Bar)	系列
S1CN9-12-02	M12X1.5	NPT1/8"X27	06	19	12	20	10	27	12	14	29	315	L
S1CN9-12-04	M12X1.5	NPT1/4"X18	06	21	14	26	14.5	29	12	14	44	315	
S1CN9-12-06	M12X1.5	NPT3/8"X18	06	25	18	28	14.5	33	17	14	55	315	
S1CN9-14-02	M14X1.5	NPT1/8"X27	08	21	14	26	10	29	12	17	48	315	
S1CN9-14-04	M14X1.5	NPT1/4"X18	08	21	14	26	14.5	29	12	17	47	315	
S1CN9-16-04	M16X1.5	NPT1/4"X18	10	22	15	27	14.5	30	14	19	61	315	
S1CN9-16-06	M16X1.5	NPT3/8"X18	10	24	17	28	14.5	32	17	19	92	315	
S1CN9-18-04	M18X1.5	NPT1/4"X18	12	24	17	28	14.5	32	17	22	82	315	
S1CN9-18-06	M18X1.5	NPT3/8"X18	12	24	17	28	14.5	32	17	22	92	315	
S1CN9-18-08	M18X1.5	NPT1/2"X14	12	28	21	34	19.5	36	19	22	90	315	
S1CN9-22-08	M22X1.5	NPT1/2"X14	15	28	21	34	19.5	36	19	27	89	315	
S1CN9-26-08	M26X1.5	NPT1/2"X14	18	31	23.5	36	19.5	40	24	32	150	315	
S1CN9-30-12	M30X2	NPT3/4"X14	22	35	27.5	42	19.5	44	27	36	176	160	
S1CN9-36-16	M36X2	NPT1"X11.5	28	38	30.5	48	24.5	47	36	41	314	160	
S1CN9-45-20	M45X2	NPT1.1/4"X11.5	35	45	34.5	54	25	56	46	50	465	160	
S1CN9-52-24	M52X2	NPT1.1/2"X11.5	42	51	40	61	26	63	50	60	849	160	
S1DN9-14-04	M14X1.5	NPT1/4"X18	06	23	16	26	14.5	31	12	17	56	630	S
S1DN9-16-04	M16X1.5	NPT1/4"X18	08	24	17	27	14.5	32	14	19	73	630	
S1DN9-16-06	M16X1.5	NPT3/8"X18	08	25	18	28	14.5	33	17	19	77	630	
S1DN9-16-08	M16X1.5	NPT1/2"X14	08	30	23	34	19.5	38	19	19	75	630	
S1DN9-18-04	M18X1.5	NPT1/4"X18	10	25	17.5	28	14.5	34	17	22	96	630	
S1DN9-18-06	M18X1.5	NPT3/8"X18	10	25	17.5	28	14.5	34	17	22	98	630	
S1DN9-20-06	M20X1.5	NPT3/8"X18	12	30	22.5	28	14.5	38	19	24	123	630	
S1DN9-20-08	M20X1.5	NPT1/2"X14	12	30	22.5	34	19.5	39	19	24	107	630	
S1DN9-22-08	M22X1.5	NPT1/2"X14	14	30	22	34	19.5	40	19	27	103	630	
S1DN9-24-08	M24X1.5	NPT1/2"X14	16	33	24.5	36	19.5	43	24	30	157	400	
S1DN9-30-12	M30X2	NPT3/4"X14	20	37	26.5	42	19.5	48	27	36	205	400	
S1DN9-36-16	M36X2	NPT1"X11.5	25	42	30	48	24.5	54	36	46	381	400	
S1DN9-42-20	M42X2	NPT1.1/4"X11.5	30	49	35.5	54	25	62	41	50	598	400	
S1DN9-52-24	M52X2	NPT1.1/2"X11.5	38	57	41	61	26	72	50	60	1029	315	

注：如需带卡套及卡套螺母整套订货，则请在代号后加“RN”，如S1CN9-30-12/RN。
Note：In case if you are interested to order the adapter in complete set with cutting ring and nut，it is necessary to insert suffix“RN” after our part NO，for example S1CN9-30-12/RN.

S1CW、S1DW
S1CW/RN、S1DW/RN

焊接接头
WELD FITTINGS

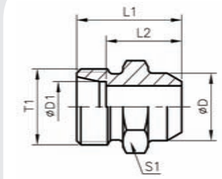

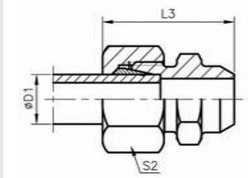

A 类

代号 PART NO.	螺纹 THREAD T1	管子外径 D1	尺寸 DIMENSIONS D	L1	L2	L3	S1	S2	重量 克/件	工作压力 (bar)	系列
S1CW-12-06	M12X1.5	6	10	21	14	29	12	14	11	315	L
S1CW-14-08	M14X1.5	8	12	23	16	31	14	17	15	315	
S1CW-16-10	M16X1.5	10	14	25	18	33	17	19	22	315	
S1CW-18-12	M18X1.5	12	16	25	18	33	19	22	25	315	
S1CW-22-15	M22X1.5	15	19	29	22	37	22	27	44	315	
S1CW-26-18	M26X1.5	18	22	31	23.5	40	27	32	67	315	
S1CW-30-22	M30X2	22	27	36	28.5	45	32	36	98	160	
S1CW-36-28	M36X2	28	32	38	30.5	47	41	41	165	160	
S1CW-45-35	M45X2	35	40	43	32.5	54	46	50	232	160	
S1CW-52-42	M52X2	42	46	46	35	58	55	60	342	160	
S1DW-14-06	M14X1.5	6	11	26	19	34	14	17	21	630	S
S1DW-16-08	M16X1.5	8	13	28	21	36	17	19	31	630	
S1DW-18-10	M18X1.5	10	15	30	22.5	39	19	22	41	630	
S1DW-20-12	M20X1.5	12	17	32	24.5	41	22	24	93	630	
S1DW-22-14	M22X1.5	14	19	35	27	45	24	27	55	630	
S1DW-24-16	M24X1.5	16	21	35	26.5	45	27	30	82	400	
S1DW-30-20	M30X2	20	26	40	29.5	51	32	36	131	400	
S1DW-36-25	M36X2	25	31	44	32	56	41	46	219	400	
S1DW-42-30	M42X2	30	36	49	35.5	62	46	50	297	400	
S1DW-52-38	M52X2	38	44	54	38	69	55	60	448	315	

注：如需带卡套及卡套螺母整套订货，则请在代号后加“RN”，如S1CW-30-22/RN。
Note：In case if you are interested to order the adapter in complete set with cutting ring and nut，it is necessary to insert suffix“RN” after our part NO，for example S1CW-30-22/RN.

E

卡套式

S2WC
S2WD

焊接接头
WELD FITTINGS

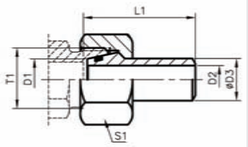

A 类

代号 PART NO.	螺纹 THREAD T1	管子外径TUBE O·D D1	尺寸 DIMENSIONS L1	D2	D3			S1	重量 克/件	工作压力 (bar)	系列
S2WC-6X1.5	M12X1.5	06	31.5	3	06			14	7	528	L
S2WC-8X2.0	M14X1.5	08	31.5	4	08			17	11	528	
S2WC-10X2.0	M16X1.5	10	33.5	6	10			19	16	460	
S2WC-12X2.0	M18X1.5	12	33.5	8	12			22	20	393	
S2WC-15X2.0	M22X1.5	15	34.5	11	15			27	29	305	
S2WC-18X2.0	M26X1.5	18	36.5	14	18			32	38	315	
S2WC-22X2.0	M30X2	22	39.5	18	22			36	55	160	
S2WC-28X2.5	M36X2	28	42.5	23	28			41	73	160	
S2WC-35X3.0	M45X2	35	49.5	29	35			50	89	160	
S2WC-42X3.0	M52X2	42	50	36	42			60	155	160	
S2WD-6X1.5	M14X1.5	06	31.5	3	06			17	7	528	S
S2WD-8X2.0	M16X1.5	08	31.5	4	08			19	11	528	
S2WD-10X1.0	M18X1.5	10	33.5	8	10			22	13	249	
S2WD-10X1.5	M18X1.5	10	33.5	7	10			22	13	358	
S2WD-10X2.0	M18X1.5	10	33.5	6	10			22	16	460	
S2WD-12X1.5	M20X1.5	12	33.5	9	12			24	21	305	
S2WD-12X2.0	M20X1.5	12	33.5	8	12			24	21	393	
S2WD-12X2.5	M20X1.5	12	33.5	7	12			24	22	476	
S2WD-14X2.0	M22X1.5	14	39.5	10	14			27	26	343	
S2WD-14X3.0	M22X1.5	14	39.5	8	14			27	33	487	
S2WD-16X1.5	M24X1.5	16	40.5	13	16			30	32	234	
S2WD-16X2.0	M24X1.5	16	40.5	12	16			30	31	305	
S2WD-16X2.5	M24X1.5	16	40.5	11	16			30	38	372	
S2WD-16X3.0	M24X1.5	16	40.5	10	16			30	41	400	
S2WD-20X2.0	M30X2	20	47	16	20			36	57	249	
S2WD-20X2.5	M30X2	20	47	15	20			36	57	305	
S2WD-20X3.0	M30X2	20	47	14	20			36	64	358	
S2WD-20X3.5	M30X2	20	47	13	20			36	71	400	
S2WD-20X4.0	M30X2	20	47	12	20			36	78	400	
S2WD-25X3.0	M36X2	25	53	19	25			46	89	294	
S2WD-25X3.5	M36X2	25	53	18	25			46	100	337	
S2WD-25X4.0	M36X2	25	53	17	25			46	111	379	
S2WD-25X5.0	M36X2	25	53	15	25			46	125	400	
S2WD-30X3.0	M42X2	30	57	24	30			50	113	249	
S2WD-30X4.0	M42X2	30	57	22	30			50	141	323	
S2WD-30X5.0	M42X2	30	57	20	30			50	166	393	
S2WD-30X6.0	M42X2	30	57	18	30			50	188	400	
S2WD-38X3.0	M52X2	38	64	32	38			60	163	200	
S2WD-38X4.0	M52X2	38	64	30	38			60	209	261	
S2WD-38X5.0	M52X2	38	64	28	38			60	247	315	
S2WD-38X6.0	M52X2	38	64	26	38			60	270	315	
S2WD-38X7.0	M52X2	38	64	24	38			60	270	315	

过渡接头 ADAPTER 公制DIN卡套式 METRIC Thread Bite Type Tube Fitting Sannke®

S1CFL、S1DFL
S1CFL-ZH/RN、S1DFL-ZH/RN

DIN卡套式/SAE法兰
METRIC MALE BITE TYPE/SAE FLANGE
3000 PSI 系列

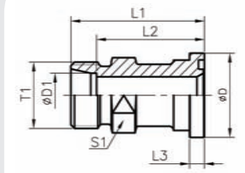

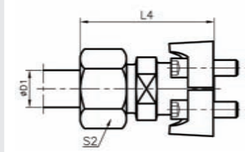

代号 PART NO.	螺纹 THREAD T1	管子外径TUBE O.D. D1	尺寸 DIMENSIONS D	L1	L2	L3	L4	S1	S2	重量 克/件	工作压力 (bar)	系列
S1CFL-22-08	M22X1.5	15	30.2	48	41	6.7	56	24	27	360	315	L
S1CFL-26-08	M26X1.5	18	30.2	50	42.5	6.7	61	24	32	420	315	
S1CFL-26-12	M26X1.5	18	38.1	53	45.5	6.7	62	30	32	590	315	
S1CFL-30-12	M30X2	22	38.1	53	45.5	6.7	62	30	36	590	160	
S1CFL-36-12	M36X2	28	38.1	55	45.5	6.7	64	32	41	600	160	
S1CFL-36-16	M36X2	28	44.5	54	46.5	8	63	36	41	730	160	
S1CFL-45-20	M45X2	35	50.8	58	47.5	8	69	41	50	1020	160	
S1CFL-45-24	M45X2	35	60.3	65	54.5	8	76	46	50	1200	160	
S1CFL-52-24	M52X2	42	60.3	64	53	8	76	46	60	1360	160	
S1DFL-24-08	M24X1.5	16	30.2	50	41.5	6.7	60	24	30	400	350	S
S1DFL-24-12	M24X1.5	16	38.1	55	46.5	6.7	64.5	27	30	520	350	
S1DFL-30-12	M30X2	20	38.1	57	46.5	6.7	68	30	36	650	350	
S1DFL-36-12	M36X2	25	38.1	57	45	6.7	69	30	46	780	350	
S1DFL-30-16	M30X2	20	44.5	60	48.5	8	71	32	36	700	350	
S1DFL-36-16	M36X2	25	44.5	58	46.5	8	60	36	46	840	350	
S1DFL-42-16	M42X2	30	44.5	63	49.5	8	76	36	50	940	200	
S1DFL-36-20	M36X2	25	50.8	60	48	8	72	41	46	1170	200	
S1DFL-42-20	M42X2	30	50.8	62	48.5	8	75	41	50	1200	200	
S1DFL-52-20	M52X2	38	50.8	66	50	8	81	46	60	1410	200	
S1DFL-52-24	M52X2	38	60.3	70	54	8	85	46	60	1630	200	

注：如需配发兰夹和螺钉在代号后加“ZH”,如S1CFL-36-16ZH.
In case if you are interested to order adapter in complete set with Flange folder and Screw.
It is necessary to insert suffix “ZH” after our part NO,for example S1CFL-36-16ZH.

S1DFS
S1DFS-ZH/RN

DIN卡套式/SAE法兰
METRIC MALE BITE TYPE/SAE FLANGE
6000 PSI 系列

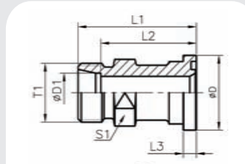

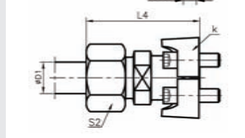

代号 PART NO.	螺纹 THREAD T1	管子外径 D1	尺寸 DIMENSIONS D	L1	L2	L3	L4	S1	S2	螺栓	重量 克/件	工作压力 (bar)	系列
S1DFS-20-08	M20X1.5	12	31.8	42. 5	42.5	7.7	57.5	19	24	M8X30	350	420	S
S1DFS-22-08	M22X1.5	14	31.8	50	42	7.7	59.5	19	27	M8X30	390	420	
S1DFS-24-08	M24X1.5	16	31.8	53	44.5	7.7	63	24	30	M8X30	470	400	
S1DFS-24-12	M24X1.5	16	41.3	59	50.5	8.7	69	30	30	M10X35	790	400	
S1DFS-30-12	M30X2	20	41.3	61	50.5	8.7	72	30	36	M10X35	860	400	
S1DFS-36-12	M36X2	25	41.3	63	51	8.7	75	30	46	M10X35	970	400	
S1DFS-42-12	M42X2	30	41.3	76	62	8.7	89	30	50	M10X35	1150	420	
S1DFS-30-16	M30X2	20	47.6	75	64.5	9.5	88	36	36	M12X45	970	420	
S1DFS-36-16	M36X2	25	47.6	72	60	9.5	84	36	46	M12X45	1420	400	
S1DFS-42-16	M42X2	30	47.6	74	60.5	9.5	87	36	50	M12X45	1400	400	
S1DFS-52-16	M52X2	38	47.6	84.5	68	9.5	99	46	60	M12X45	1400	315	
S1DFS-36-20	M36X2	25	54	80	68	10.2	92	41	46	M14X50	1850	420	
S1DFS-42-20	M42X2	30	54	79	65.5	10.2	92	41	50	M14X50	1900	400	
S1DFS-52-20	M52X2	38	54	83	67	10.2	98	46	60	M14X50	2100	315	
S1DFS-42-24	M42X2	30	63.5	90	74	12.5	103	46	50	M16X55	2100	420	
S1DFS-52-24	M52X2	38	63.5	89	73	12.5	104	46	60	M16X55	3060	315	

注：如需配发兰夹和螺钉在代号后加“ZH”,如S1DFS-36-16ZH.
Note:In case if you are interested to order adapter in complete set with Flange folder and Screw.
It is necessary to insert suffix “ZH” after our part NO,for example S1DFS-36-16ZH.

S1CFL9、S1DFL9
S1CFL9-ZH/RN、S1DFL9-ZH/RN

90° DIN卡套式/SAE法兰
90° METRIC MALE BITE TYPE/SAE FLANGE
3000 PSI

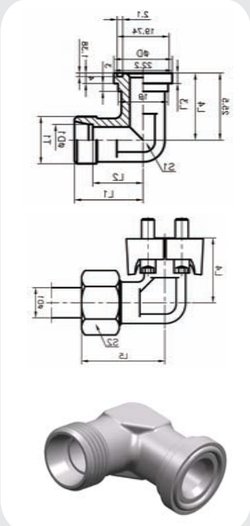

代号 PART NO.	螺纹 THREAD T1	管子外径 D1	尺寸 DIMENSIONS D	L1	L2	L3	L4	L5	S1	S2	螺栓	重量 克/件	工作压力 (bar)	系列
S1CFL9-22-08	M22X1.5	15	30.2	36	29	6.7	36	44	24	27	M8X25	400	315	L
S1CFL9-26-08	M26X1.5	18	30.2	37	29.5	6.7	36	46	24	32	M8X25	440	315	
S1CFL9-26-12	M26X1.5	18	38.1	39	31.5	6.7	42	48	30	32	M10X30	660	315	
S1CFL9-30-12	M30X2	22	38.1	41	33.5	6.7	42	50	30	36	M10X30	660	160	
S1CFL9-36-12	M36X2	28	38.1	41	33.5	6.7	42	50	30	41	M10X30	780	160	
S1CFL9-30-16	M30X2	22	44.5	65	57.5	8	60	74	34	36	M10X30	810	160	
S1CFL9-36-16	M36X2	28	44.5	44	36.5	8	45	53	36	41	M10X30	850	160	
S1CFL9-45-20	M45X2	35	50.8	57	46.5	8	50	68	41	50	M10X35	1150	160	
S1CFL9-45-24	M45X2	35	60.3	78	67.5	8	55	83	50	50	M10X35	1550	160	
S1CFL9-52-24	M52X2	42	60.3	58	47	8	55	70	50	60	M12X35	1600	160	
S1DFL9-20-08	M20X1.5	12	30.2	50	42.5	6.7	36	58.5	22	24	M8X25	380	210	S
S1DFL9-24-08	M24X1.5	16	30.2	38	29.5	6.7	36	48	24	30	M8X25	430	350	
S1DFL9-24-12	M24X1.5	16	38.1	64	55.5	6.7	43	73.5	27	30	M10X30	600	350	
S1DFL9-30-12	M30X2	20	38.1	43	32.5	6.7	42	54	30	36	M10X30	760	350	
S1DFL9-36-12	M36X2	25	38.1	45	33	6.7	42	57	30	46	M10X30	890	350	
S1DFL9-30-16	M30X2	20	44.5	65	54.5	8	45	77	36	36	M10X30	780	350	
S1DFL9-36-16	M36X2	25	44.5	48	36.5	8	45	57	36	46	M10X30	950	350	
S1DFL9-42-16	M42X2	30	44.5	50	36.5	8	45	63	36	50	M10X30	1060	350	
S1DFL9-36-20	M36X2	25	50.8	55	43	8	50	67	41	46	M10X35	1350	280	
S1DFL9-42-20	M42X2	30	50.8	57	43.5	8	50	71	41	50	M10X35	1400	280	
S1DFL9-52-20	M52X2	38	50.8	59	43	8	50	74	41	60	M10X35	1530	280	
S1DFL9-52-24	M52X2	38	60.3	64	48	8	55	79	50	60	M10X35	1950	210	

注：如需配发兰夹和螺钉在代号后加“ZH”,如S1DFS9-36-16ZH.
Note:In case if you are interested to order adapter in complete set with Flange folder and Screw.
It is necessary to insert suffix “ZH” after our part NO,for example S1DFS9-36-16ZH.

S1DFS9
S1DFS9-ZH/RN

90° 弯DIN卡套式/SAE法兰
90° METRIC MALE BITE TYPE/SAE FLANGE
6000 PSI

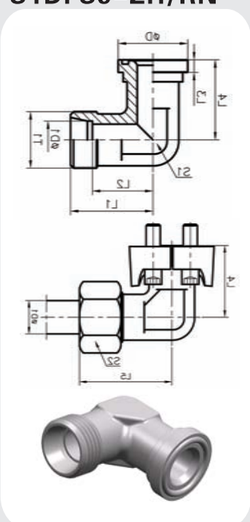

代号 PART NO.	螺纹 THREAD T1	管子外径 D1	尺寸 DIMENSIONS D	L1	L2	L3	L4	L5	S1	S2	螺栓	重量 克/件	工作压力 (bar)	系列
S1DFS9-20-08	M20X1.5	12	31.8	50	42.5	7.7	39	58.5	22	24	M8X30	370	420	S
S1DFS9-22-08	M22X1.5	14	31.8	50	42	7.7	39	59.5	22	27	M8X30	390	420	
S1DFS9-24-08	M24X1.5	16	31.8	38	29.5	7.7	39	48	24	30	M8X30	490	400	
S1DFS9-24-12	M24X1.5	16	41.3	45	36.5	8.7	48	55	32	30	M10X35	920	400	
S1DFS9-30-12	M30X2	20	41.3	46	35.5	8.7	48	57	32	36	M10X35	970	400	
S1DFS9-36-12	M36X2	25	41.3	48	36	8.7	48	60	32	46	M10X35	1110	400	
S1DFS9-30-16	M30X2	20	47.6	65	54.5	9.5	60	75	41	36	M12X45	1690	420	
S1DFS9-36-16	M36X2	25	47.6	53	44	9.5	60	65	41	46	M12X45	1670	400	
S1DFS9-42-16	M42X2	30	47.6	55	41.5	9.5	60	68	41	50	M12X45	1630	400	
S1DFS9-36-20	M36X2	25	54	64	52	10.2	68	76	42	46	M14X50	2230	420	
S1DFS9-42-20	M42X2	30	54	58	44.5	10.2	68	71	46	50	M14X50	2220	400	
S1DFS9-52-20	M52X2	38	54	61	45	10.2	68	76	46	60	M14X50	2390	315	
S1DFS9-42-24	M42X2	30	63.5	76	63.5	12.5	76	90	50	50	M16X55	2380	420	
S1DFS9-52-24	M52X2	38	63.5	72	56	12.5	76	87	50	60	M16X55	2580	315	

注：如需配发兰夹和螺钉在代号后加“ZH”,如S1DFS9-36-16ZH.
Note:In case if you are interested to order adapter in complete set with Flange folder and Screw.
It is necessary to insert suffix “ZH” after our part NO,for example S1DFS9-36-16ZH.

S1CFG/S1DFG

泵油口方形法兰接头
Pump flange connection

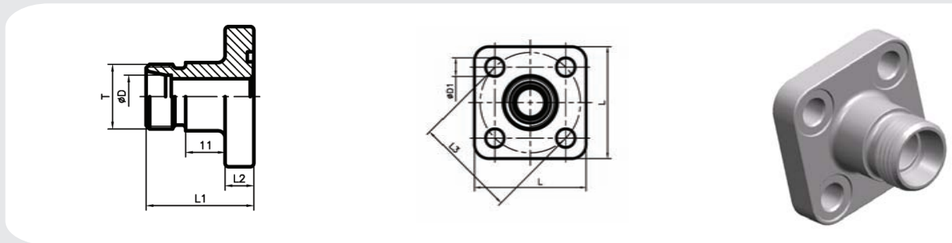

代号 PART NO.	螺纹 THREAD T1	管子外径 TUDE O.D.	尺寸 DIMENSIONS L	L1	L2	L3	D1	配用附件 螺栓 BOLT	O形圈 O-RING	工作压力 Mpa
S1CFG-16-30	M16X1.5	10	36	30	8	30	6.5	4XM6X22	20X2.5	31.5
S1CFG-18-30	M18X1.5	12	36	30	8	30	6.5	4XM6X22	20X2.5	31.5
S1CFG-16-35	M16X1.5	10	39	30	8	35	6.5	4XM6X22	20X2.5	31.5
S1CFG-18-35	M18X1.5	12	39	30	8	35	6.5	4XM6X22	20X2.5	31.5
S1CFG-22-35	M22X1.5	15	39	30	8	35	6.5	4XM6X22	20X2.5	25
S1CFG-26-35	M26X1.5	18	39	30	8	35	6.5	4XM6X22	20X2.5	25
S1CFG-22-40	M22X1.5	15	42	35	8	40	6.5	4XM6X22	20X2.5	10
S1CFG-26-40	M26X1.5	18	42	35	8	40	6.5	4XM6X22	20X2.5	10
S1CFG-30-40	M30X2	22	42	35	8	40	6.5	4XM6X22	20X2.5	10
S1CFG-36-40	M36X2	28	42	42	8	40	6.5	4XM6X22	20X2.5	10
S1DFG-24-35	M24X1.5	16	39	30	8	35	6.5	4XM6X22	20X2.5	31.5
S1DFG-30-55	M30X2	20	55	42	8	55	8.5	4XM8X22	32X2.5	25

S1CFG9/S1DFG9

泵油口90° 弯方形法兰接头
Elbow pump flange connection

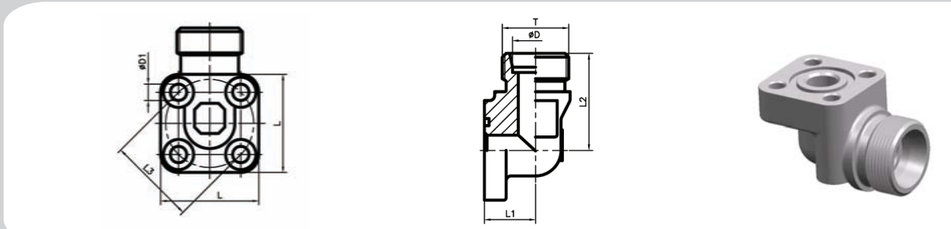

代号 PART NO.	螺纹 THREAD T1	管子外径 TUDE O.D.	尺寸 DIMENSIONS L	L1	L2	L3	D1	配用附件 螺栓 BOLT	O形圈 O-RING	工作压力 Mpa
S1CFG9-16-35	M16X1.5	10	39	16.5	38	35	6.5	M6X22/M6X35	20X2.5	31.5
S1CFG9-18-35	M18X1.5	12	39	16.5	38	35	6.5	M6X22/M6X35	20X2.5	31.5
S1CFG9-22-35	M22X1.5	15	39	16.5	38	35	6.5	M6X22/M6X35	20X2.5	25
S1CFG9-26-35	M26X1.5	18	39	20.5	38	35	6.5	M6X22/M6X40	20X2.5	25
S1CFG9-22-40	M22X1.5	15	42	22.5	38	40	6.5	M6X22/M6X40	26X2.5	10
S1CFG9-26-35	M26X1.5	18	42	22.5	38	40	6.5	M6X22	26X2.5	10
S1CFG9-30-40	M30X2	22	42	22.5	38	40	6.5	M6X22	26X2.5	10
S1CFG9-36-40	M36X2	28	42	28	40	40	6.5	M6X22/M6X50	26X2.5	10
S1CFG9-45-40	M45X2	35	42	34	41	40	6.5	M6X22/M6X60	26X2.5	10
S1DFG9-24-35	M24X1.5	16	39	20	38	35	6.5	M6X22/M6X40	20X2.5	31.5
S1DFG9-30-35	M30X2	20	39	25	45	35	6.5	M6X22/M6X45	20X2.5	31.5
S1DFG9-30-40	M30X2	20	42	22.5	40	40	6.5	M6X22/M6X45	26X2.5	25

S1CI-KDS **S1CI-KDS/RN** **S1CI-GDK/RN**
S1DI-KDS **S1DI-KDS/RN** **S1DI-GDK/RN**

KDS垫圈 KDS 垫圈 GDK 钢垫圈

高压铰接式接头公制螺纹弹性密封
HIGH PRESSURE METRIC BANJO ELASTIC SEAL

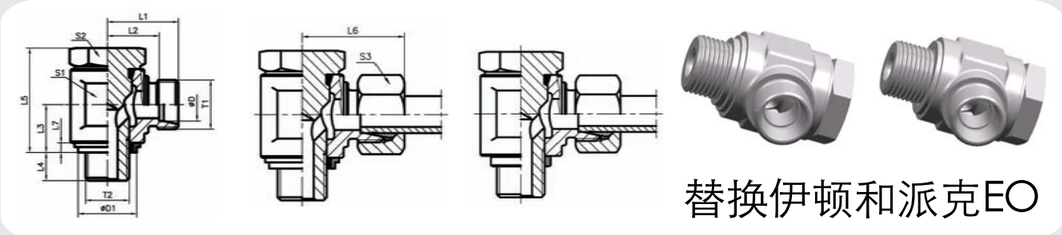

代 号 PART NO.	螺纹 THREAD		管子外径D	尺寸 DIMENSIONS												工作压力
	T1	T2	TUDE O.D.	L1	L2	L3	L4	L5	L6	L7	S1	S2	S3	D1(KDS)	D1(GDK)	Mpa
S1CI-12-10KDS	M12X1.5	M10X1	06	19	12	10.5	8	24	27	2.5	17	17	14	14.9	14	31.5
S1CI-14-12KDS	M14X1.5	M12X1.5	08	21.5	14.5	14	12	30	29	3.0	22	19	17	17	17	31.5
S1CI-16-14KDS	M16X1.5	M14X1.5	10	22.5	15.5	14	12	30	30	3.0	22	19	19	18.9	19	31.5
S1CI-18-16KDS	M18X1.5	M16X1.5	12	25	18.0	16.5	12	36	33	3.0	27	24	22	21.9	21	31.5
S1CI-22-18KDS	M22X1.5	M18X1.5	15	27.5	21.5	18.5	12	39.5	37	3.0	30	30	27	23.9	23	31.5
S1CI-26-22KDS	M26X1.5	M22X1.5	18	28.5	21	21.5	14	45	37	4.5	32	30	32	26.9	27	31.5
S1CI-30-26KDS	M30X2	M26X1.5	22	35	27.5	24	16	53	44	3.5	41	36	36	31.9	31	16
S1CI-36-33KDS	M36X2	M33X2	28	39.5	32	30.5	18	66	49	3.5	50	46	41	39.9	39	16
S1CI-45-42KDS	M45X2	M42X2	35	46.5	36	35.5	20	76	58	3.5	60	55	50	49.9	49	16
S1CI-52-48KDS	M52X2	M48X2	42	51.5	40.5	40.5	22	87	63	3.5	70	60	60	55.9	55	16
S1DI-14-12KDS	M14X1.5	M12X1.5	06	23.5	16.5	14	12	30	31	3.0	22	19	17	17	17	40
S1DI-16-14KDS	M16X1.5	M14X1.5	08	23.5	16.5	14	12	30	31	3.0	22	19	19	18.9	19	40
S1DI-18-16KDS	M18X1.5	M16X1.5	10	26	18.5	16.5	12	36	35	3.0	27	24	22	21.9	21	40
S1DI-20-18KDS	M20X1.5	M18X1.5	12	27.5	20	18.5	12	39.5	36	3.0	27	27	24	23.9	23	40
S1DI-22-20KDS	M22X1.5	M20X1.5	14	30.5	22.5	20	14	43.5	40	3.0	32	30	27	32	25	40
S1DI-24-22KDS	M24X1.5	M22X1.5	16	30.5	22	21.5	14	45	40	4.5	32	30	30	26.9	27	31.5
S1DI-30-27KDS	M30X2	M27X2	20	37	26.5	24	16	53	48	3.5	41	36	36	32.9	32	31.5
S1DI-36-33KDS	M36X2	M33X2	25	43.5	31.5	30.5	18	66	56	3.5	50	46	46	39.9	39	25
S1DI-42KDS	M42X2	M42X2	30	50.5	37	35.5	20	76	64	3.5	60	55	50	49.9	49	16
S1DI-52-48KDS	M52X2	M48X2	38	57.5	41.5	40.5	22	87	72	3.5	70	60	60	55.9	55	16

注：如需带卡套及卡套螺母整套订货，则请在代号后加“RN”，如S1CI-30-26KDS/RN。
Note：In case if you are interested to order the adapter in complete set with cutting ring and nut，it is necessary to insert suffix“RN” after our part NO，for example S1CI-30-26KDS/RN.

S1CI-B-KDS **S1CI-B-KDS/RN** **S1CI-B-GDK/RN**
S1DI-B-KDS **S1DI-B-KDS/RN** **S1DI-B-GDK/RN**

KDS垫圈 KDS垫圈 GDK钢垫圈

高压铰接式接头英制螺纹弹性密封
HIGH PRESSURE BSP BANJO ELASTIC SEAL

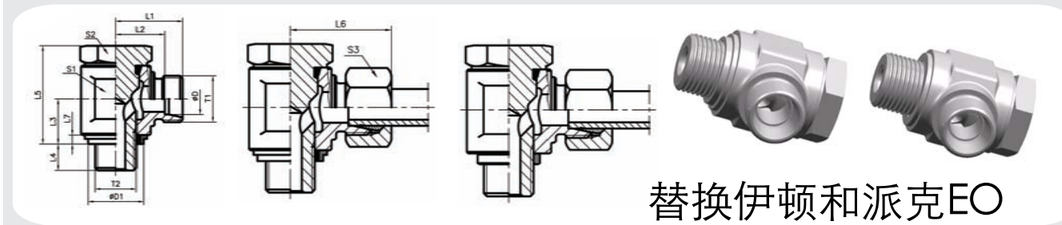

代 号 PART NO.	螺纹 THREAD		管子外径D	尺寸 DIMENSIONS											工作压力
	T1	T2	TUDE O.D.	L1	L2	L3	L4	L5	L6	L7	D1	S1	S2	S3	Mpa
S1CI-12-B02KDS	M12X1.5	G1/8"X28	06	19	12	10.5	8	24	27	2.5	14.9	17	17	14	31.5
S1CI-14-B04KDS	M14X1.5	G1/4"X19	08	21.5	14.5	14	12	30	29	3.0	18.9	22	19	17	31.5
S1CI-16-B04KDS	M16X1.5	G1/4"X19	10	22.5	15.5	14	12	30	30	3.0	18.9	22	19	19	31.5
S1CI-18-B06KDS	M18X1.5	G3/8"X19	12	25	18.0	16.5	12	36	33	3.0	21.9	27	24	22	31.5
S1CI-22-B08KDS	M22X1.5	G1/2"X14	15	28.5	21.5	21.5	14	45	37	4.5	26.9	32	30	27	31.5
S1CI-26-B08KDS	M26X1.5	G1/2"X14	18	28.5	21	21.5	14	45	37	4.5	26.9	32	30	32	31.5
S1CI-30-B12KDS	M30X2	G3/4"X14	22	35	27.5	24	16	53	44	3.5	32.9	41	36	36	16
S1CI-36-B16KDS	M36X2	G1"X11	28	39.5	32	30.5	18	66	49	3.5	39.9	50	46	41	16
S1CI-45-B20KDS	M45X2	G1.1/4"X11	35	46.5	36	35.5	20	76	58	3.5	49.9	60	55	50	16
S1CI-52-B24KDS	M52X2	G1.1/2"X11	42	51.5	40.5	40.5	22	87	63	3.5	55.9	70	60	60	16
S1DI-14-B04KDS	M14X1.5	G1/4"X19	06	23.5	16.5	14	12	30	31	3.0	18.9	22	19	17	40
S1DI-16-B04KDS	M16X1.5	G1/4"X19	08	23.5	16.5	14	12	30	31	3.0	18.9	22	19	19	40
S1DI-18-B06KDS	M18X1.5	G3/8"X19	10	26	18.5	16.5	12	36	35	3.0	21.9	27	24	22	40
S1DI-20-B06KDS	M20X1.5	G3/8"X19	12	26	18.5	16.5	12	36	35	3.0	21.9	27	24	24	40
S1DI-22-B08KDS	M22X1.5	G1/2"X14	14	30.5	22.5	21.5	15	45	40	4.5	26.9	32	30	27	40
S1DI-24-B08KDS	M24X1.5	G1/2"X14	16	30.5	22	21.5	14	45	40	4.5	26.9	32	30	30	31.5
S1DI-30-B12KDS	M30X2	G3/4"X14	20	37	26.5	24	16	53	48	3.5	32.9	41	36	36	31.5
S1DI-36-B16KDS	M36X2	G1"X11	25	43.5	31.5	30.5	18	66	56	3.5	39.9	50	46	46	25
S1DI-42-B20KDS	M42X2	G1.1/4"X11	30	50.5	37	35.5	20	76	64	3.5	49.9	60	55	50	16
S1DI-52-B24KDS	M52X2	G1.1/2"X11	38	57.5	41.5	40.5	22	87	72	3.5	55.9	70	60	60	16

注：如需带卡套及卡套螺母整套订货，则请在代号后加“RN”，如S1CI-30-B12KDS/RN.
Note：In case if you are interested to order the adapter in complete set with cutting ring and nut，it is necessary to insert suffix“RN” after our part NO，for example S1CI-30-B12KDS/RN.

E

卡套式

S4C、S4D
S4C/RN、S4D/RN

堵头
PULUG

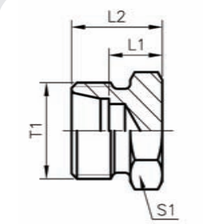

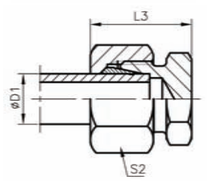



代号 PART NO.	螺纹 THREAD T1		管子外径 D1	尺寸 DIMENSIONS L1	L2	L3	S1	S2	重量 克/件	工作压力 (bar)	系列
S4C-12	M12X1.5		06	7	14	22	12	14	8	500	L
S4C-14	M14X1.5		08	8	15	23	14	17	13	500	
S4C-16	M16X1.5		10	9	16	24	17	19	17	500	
S4C-18	M18X1.5		12	10	17	25	19	22	24	400	
S4C-22	M22X1.5		15	11	18	26	24	27	41	400	
S4C-26	M26X1.5		18	11.5	19	28	27	32	56	400	
S4C-30	M30X2		22	13.5	21	30	32	36	84	250	
S4C-36	M36X2		28	14.5	22	31	41	41	138	250	
S4C-45	M45X2		35	14.5	25	36	46	50	203	250	
S4C-52	M52X2		42	16	27	39	55	60	318	250	
S4D-14	M14X1.5		06	11	18	26	14	17	17	800	S
S4D-16	M16X1.5		08	13	20	28	17	19	28	800	
S4D-18	M18X1.5		10	14.5	20	29	19	22	33	800	
S4D-20	M20X1.5		12	14.5	22	31	22	24	50	630	
S4D-22	M22X1.5		14	16	24	34	24	27	62	630	
S4D-24	M24X1.5		16	15.5	24	34	27	30	75	630	
S4D-30	M30X2		20	17.5	28	39	32	36	125	420	
S4D-36	M36X2		25	20	32	44	41	46	229	420	
S4D-42	M42X2		30	20.5	34	47	46	50	310	420	
S4D-52	M52X2		38	23	39	54	55	60	805	420	

注：如需带卡套及卡套螺母整套订货，则请在代号后加“RN”，如S4C-30/RN。

Note：In case if you are interested to order the adapter in complete set with cutting ring and nut，it is necessary to insert suffix “RN” after our part NO.，for example S4C-30/RN.

S9C
S9D

内螺纹堵头
FEMALE PLUG

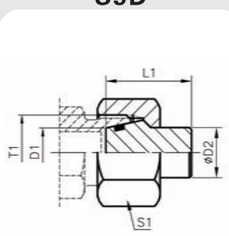

代号 PART NO.	螺纹 THREAD T1	管子外径 D1	尺寸 DIMENSIONS L1	D2	S1				重量 克/件	工作压力 (bar)	系列
S9C-12	M12X1.5	06	18.5	06	14				15	500	L
S9C-14	M14X1.5	08	18.5	08	17				24	500	
S9C-16	M16X1.5	10	20	10	19				33	500	
S9C-18	M18X1.5	12	20.5	12	22				46	400	
S9C-22	M22X1.5	15	20.5	15	27				73	400	
S9C-26	M26X1.5	18	22.5	18	32				111	400	
S9C-30	M30X2	22	25	22	36				162	250	
S9C-36	M36X2	28	25.5	28	41				220	250	
S9C-45	M45X2	35	30	35	50				376	250	
S9C-52	M52X2	42	30	42	60				558	250	
S9D-14	M14X1.5	06	18.5	06	17				23	800	S
S9D-16	M16X1.5	08	18.5	08	19				29	800	
S9D-18	M18X1.5	10	20	10	22				46	800	
S9D-20	M20X1.5	12	20.5	12	24				55	630	
S9D-22	M22X1.5	14	22.5	14	27				83	630	
S9D-24	M24X1.5	16	23.5	16	30				106	630	
S9D-30	M30X2	20	28.5	20	36				180	420	
S9D-36	M36X2	25	29	25	46				322	420	
S9D-42	M42X2	30	30.5	30	50				398	420	
S9D-52	M52X2	38	33	38	60				647	420	

E

卡套式

SNL
SNS

卡套螺母
RETAINING NUTS

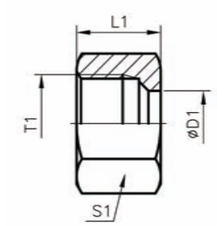



A 类

代号 PART NO.	螺纹 THREAD T1	管子外径 TUBE O.D	尺寸 DIMENSIONS L1	D1				S1	重量 克/件		系列
SNL-12	M12X1.5	06	15	06				14	10		L
SNL-14	M14X1.5	08	15	08				17	15		
SNL-16	M16X1.5	10	16	10				19	18		
SNL-18	M18X1.5	12	16	12				22	25		
SNL-22	M22X1.5	15	17.5	15				27	42		
SNL-26	M26X1.5	18	18.5	18				32	62		
SNL-30	M30X2	22	20.5	22				36	82		
SNL-36	M36X2	28	21	28				41	89		
SNL-45	M45X2	35	24	35				50	137		
SNL-52	M52X2	42	24	42				60	216		
SNS-14	M14X1.5	06	17	06				17	17		S
SNS-16	M16X1.5	08	17	08				19	20		
SNS-18	M18X1.5	10	18	10				22	31		
SNS-20	M20X1.5	12	18	12				24	34		
SNS-22	M22X1.5	14	21	14				27	53		
SNS-24	M24X1.5	16	21	16				30	66		
SNS-30	M30X2	20	24.5	20				36	102		
SNS-36	M36X2	25	27	25				46	202		
SNS-42	M42X2	30	29	30				50	219		
SNS-52	M52X2	38	32.5	38				60	339		

E

公制

S1E

公制外螺纹O型圈平面密封
METRIC MALE O-RING

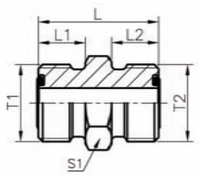

代 号 PART NO.	螺纹 THREAD T1	T2		尺寸 DIMENSIONS L	L1	L2		S1	工作压力 Mpa
S1E-12	M12X1.25	M12X1.25		28	10	10		14	63
S1E-14	M14X1.5	M14X1.5		28	11	11		17	
S1E-16	M16X1.5	M16X1.5		28	11	11		17	
S1E-18	M18X1.5	M18X1.5		28	11	11		19	
S1E-22	M22X1.5	M22X1.5		32	12	12		24	
S1E-27	M27X1.5	M27X1.5		36	13	13		30	40
S1E-30	M30X1.5	M30X1.5		39	14	14		32	
S1E-36	M36X2	M36X2		43	16	16		41	
S1E-39	M39X2	M39X2		49	18	18		41	25
S1E-42	M42X2	M42X2		53	20	20		46	
S1E-45	M45X2	M45X2		55	21	21		46	
S1E-52	M52X2	M52X2		59	22	22		55	
S1E-60	M60X2	M60X2		59	22	22		65	

S1E9

90° 弯公制外螺纹O型圈平面密封
90°METRIC MALE O-RING

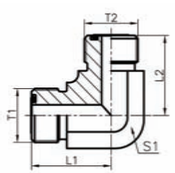

代 号 PART NO.	螺纹 THREAD T1	T2		尺寸 DIMENSIONS L1	L2			S1	工作压力 Mpa
S1E9-12	M12X1.25	M12X1.25		20.5	20.5			12	63
S1E9-14	M14X1.5	M14X1.5		22.5	22.5			14	
S1E9-16	M16X1.5	M16X1.5		24	24			17	
S1E9-18	M18X1.5	M18X1.5		26	26			19	
S1E9-22	M22X1.5	M22X1.5		29	29			22	
S1E9-27	M27X1.5	M27X1.5		32.5	32.5			27	40
S1E9-30	M30X1.5	M30X1.5		35.5	35.5			30	
S1E9-36	M36X2	M36X2		42	42			36	
S1E9-39	M39X2	M39X2		47.5	47.5			41	25
S1E9-42	M42X2	M42X2		49.5	49.5			41	
S1E9-45	M45X2	M45X2		52.5	52.5			46	
S1E9-52	M52X2	M52X2		57	57			50	

过渡接头 ADAPTER 公制 METRIC Thread Fitting Sannke®

E

公制

S1EH

公制外螺纹O型圈平面密封/公制外螺纹重系列 ISO 6149
METRIC MALE O-RING /METRIC MALE S-SERIES BONDED ISO 6149

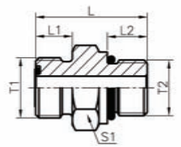

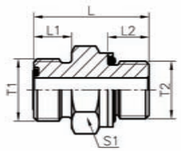

代 号 PART NO.	螺纹 THREAD T1	T2		尺寸 DIMENSIONS L	L1	L2		S1	工作压力 Mpa
S1EH-12-10	M12X1.25	M10X1		28	11	9.5		14	63
S1EH-14-12	M14X1.5	M12X1.25		28	11	11		17	
S1EH-16-14	M16X1.5	M14X1.5		28	11	11		19	
S1EH-18-16	M18X1.5	M16X1.5		31.5	11	12.5		22	
S1EH-22-18	M22X1.5	M18X1.5		34.5	12	14		24	
S1EH-27-22	M27X1.5	M22X1.5		38	13	15		30	40
S1EH-30-27	M30X1.5	M27X2		43.5	14	18.5		32	
S1EH-36-33	M36X2	M33X2		47.5	16	18.5		41	
S1EH-39-33	M39X2	M33X2		49.5	18	18.5		41	25
S1EH-42	M42X2	M42X2		54	20	19		50	
S1EH-45-42	M45X2	M42X2		54	21	19		50	
S1EH-52-48	M52X2	M48X2		58.5	22	21.5		55	

注:若需配挡圈请在代号后加“DQ”，如 S1EH-30-27DQ。
Note：If you interested to order the adapter with retainer ring,please insert suffix"DQ" after our part NO,for example S1EH-30-27DQ

S1EH4-OG

45° 弯公制外螺纹O型圈平面密封/公制外螺纹可调向柱端重系列 ISO 6149-2
45° METRIC MALE O-RING /METRIC MALE ADJUSTABLE STUD END S-SERIES ISO 6149-2

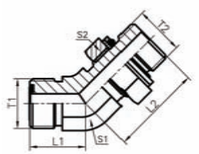

代 号 PART NO.	螺纹 THREAD T1	T2		尺寸 DIMENSIONS L1	L2			S1	工作压力 Mpa
S1EH4-12-10OG	M12X1.25	M10X1		18	25.5			12	63
S1EH4-14-12OG	M14X1.5	M12X1.5		19.5	27			14	
S1EH4-16-14OG	M16X1.5	M14X1.5		20	28			17	
S1EH4-18-16OG	M18X1.5	M16X1.5		21.5	34			19	
S1EH4-22-18OG	M22X1.5	M18X1.5		23	34			22	
S1EH4-27-22OG	M27X1.5	M22X1.5		24.5	40.5			27	
S1EH4-30-27OG	M30X1.5	M27X2		26	48			30	
S1EH4-36-33OG	M36X2	M33X2		30.5	49.5			36	31.5
S1EH4-39-33OG	M39X2	M33X2		36	52			41	
S1EH4-42OG	M42X2	M42X2		38	53			41	25
S1EH4-45-42OG	M45X2	M42X2		39	54			46	
S1EH4-52-48OG	M52X2	M48X2		42	58.5			50	20

注:若需配挡圈请在代号后加“DQ”，如 S1EH4-30-27OGDQ
Note：If you interested to order the adapter with retainer ring,please insert suffix"DQ" after our part NO,for example S1EH4-30-27OGDQ

E

公制

S1EH9-OG

90° 弯公制外螺纹O型圈平面密封/公制外螺纹可调向柱端重系列 ISO 6149-2

90° METRIC MALE O-RING /METRIC MALE ADJUSTABLE STUD END S-SERIES ISO 6149-2

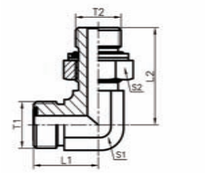

代 号 PART NO.	螺纹 THREAD T1	T2		尺寸 DIMENSIONS L1	L2			S1	工作压力 Mpa
S1EH9-12-10OG	M12X1.25	M10X1		20.5	28.5			14	63
S1EH9-14-12OG	M14X1.5	M12X1.5		22.5	33.2			17	
S1EH9-16-14OG	M16X1.5	M14X1.5		24	36			19	
S1EH9-18-16OG	M18X1.5	M16X1.5		26	39			22	
S1EH9-22-18OG	M22X1.5	M18X1.5		29	44			24	
S1EH9-27-22OG	M27X1.5	M22X1.5		32.5	48			27	
S1EH9-30-27OG	M30X1.5	M27X2		35.5	57			31	
S1EH9-36-33OG	M36X2	M33X2		42	60.5			41	31.5
S1EH9-39-33OG	M39X2	M33X2		47.5	64			41	
S1EH9-42OG	M42X2	M42X2		49.5	65			50	25
S1EH9-45-42OG	M45X2	M42X2		52.5	67.5			50	
S1EH9-52-48OG	M52X2	M48X2		57	73.5			55	20

注:若需配挡圈请在代号后加“DQ”，如 S1EH9-30-27OGDQ
Note：If you interested to order the adapter with retainer ring,please insert suffix"DQ" after our part NO,for example S1EH9-30-27OGDQ

S1EL

公制外螺纹O型圈平面密封/公制外螺纹组合垫圈

METRIC MALE O-RING /METRIC MALE WITH BONDED SEAL BONDED SEAL

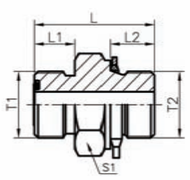

代 号 PART NO.	螺纹 THREAD T1	T2		尺寸 DIMENSIONS L1	L2	L	S1		工作压力 Mpa
S1EL-14	M14X1.5	M14X1.5		11	12	30.5	19		40
S1EL-16-14	M16X1.5	M14X1.5		11	12	30	19		
S1EL-22-18	M22X1.5	M18X1.5		12	12	33.5	24		
S1EL-27-22	M27X1.5	M22X1.5		13	14	38.5	30		
S1EL-30-27	M30X1.5	M27X2		14	16	41	36		
S1EL-36-33	M36X2	M33X2		16	18	49	41		25
S1EL-42	M42X2	M42X2		21	20	56	50		
S1EL-52-48	M52X2	M48X2		22	22	61	60		

E

公制

S1EN

公制外螺纹O型圈/布锥管外螺纹

METRIC MALE O-RING /NPT MALE

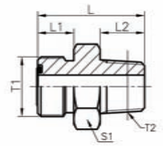

代 号 PART NO.	螺纹 THREAD T1	T2		尺寸 DIMENSIONS L	L1	L2		S1	工作压力 Mpa
S1EN-14-04	M14X1.5	NPT1/4"X18		33.2	11	14.5		17	27.5
S1EN-14-06	M14X1.5	NPT3/8"X18		35	11	14.5		19	21
S1EN-16-04	M16X1.5	NPT1/4"X18		34.2	11	14.5		17	27.5
S1EN-16-06	M16X1.5	NPT3/8"X18		36	11	14.5		19	21
S1EN-16-08	M16X1.5	NPT1/2"X14		39.5	11	19.5		22	
S1EN-18-04	M18X1.5	NPT1/4"X18		36.7	11	14.5		19	27.5
S1EN-18-06	M18X1.5	NPT3/8"X18		37	11	14.5		19	21
S1EN-18-08	M18X1.5	NPT1/2"X14		40.5	11	19.5		22	
S1EN-22-08	M22X1.5	NPT1/2"X14		42	12	19.5		24	
S1EN-22-12	M22X1.5	NPT3/4"X14		42.5	12	19.5		27	17
S1EN-24-06	M24X1.5	NPT3/8"X18		40	12	14.5		27	21
S1EN-24-08	M24X1.5	NPT1/2"X14		44	12	19.5		27	
S1EN-27-08	M27X1.5	NPT1/2"X14		44.5	13	19.5		30	
S1EN-27-12	M27X1.5	NPT3/4"X14		44.5	13	19.5		30	17
S1EN-30-12	M30X1.5	NPT3/4"X14		46.5	14	19.5		32	
S1EN-36-12	M36X2	NPT3/4"X14		51	16	19.5		41	
S1EN-36-16	M36X2	NPT1"X11.5		55	16	25.5		41	14
S1EN-39-16	M39X2	NPT1"X11.5		59	18	25.5		41	
S1EN-39-20	M39X2	NPT1.1/4"X11.5		63	18	26.5		46	8
S1EN-42-16	M42X2	NPT1"X11.5		64.5	20	25.5		46	14
S1EN-42-20	M42X2	NPT1.1/4"X11.5		65	20	26.5		46	8
S1EN-45-20	M45X2	NPT1.1/4"X11.5		66	21	26.5		46	
S1EN-52-20	M52X2	NPT1.1/4"X11.5		67	22	26.5		55	
S1EN-60-24	M60X2	NPT1.1/2"X11.5		73.5	24	27.5		65	7

E

公制

S1ET-SP

公制外螺纹O型圈/英锥管外螺纹
METRIC MALE O-RING /BSPT MALE

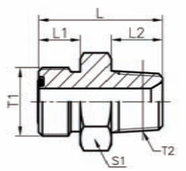

代 号 PART NO.	螺纹 THREAD T1	T2		尺寸 DIMENSIONS L1	L2	L		S1	工作压力 Mpa
S1ET-14-04SP	M14X1.5	R1/4"X19		11	26.2	33.2		17	34.5
S1ET-14-06SP	M14X1.5	R3/8"X19		11	28	35		17	
S1ET-16-04SP	M16X1.5	R1/4"X19		11	26.2	34.2		17	
S1ET-16-06SP	M16X1.5	R3/8"X19		11	28	36		17	
S1ET-18-06SP	M18X1.5	R3/8"X19		11	28	37		19	
S1ET-18-08SP	M18X1.5	R1/2"X14		11	31.5	40.5		22	
S1ET-22-08SP	M22X1.5	R1/2"X14		12	32.5	42		24	
S1ET-22-12SP	M22X1.5	R3/4"X14		12	33	42.5		27	27.5
S1ET-24-06SP	M24X1.5	R3/8"X19		12	32	43		27	34.5
S1ET-24-08SP	M24X1.5	R1/2"X14		12	33	44		27	
S1ET-27-08SP	M27X1.5	R1/2"X14		13	33.5	44.5		30	
S1ET-27-12SP	M27X1.5	R3/4"X14		13	33.5	44.5		30	27.5
S1ET-30-12SP	M30X1.5	R3/4"X14		14	33.5	46.5		32	
S1ET-36-12SP	M36X2	R3/4"X14		16	40	51		38	
S1ET-36-16SP	M36X2	R1"X11		16	44	55		38	20.5
S1ET-39-16SP	M39X2	R1"X11		18	46	59		41	
S1ET-39-20SP	M39X2	R1.1/4"X11		18	50	63		46	17
S1ET-42-20SP	M42X2	R1.1/4"X11		20	52	65		46	
S1ET-45-20SP	M45X2	R1.1/4"X11		21	53	66		46	
S1ET-52-24SP	M52X2	R1.1/2"X11		22	54	67		55	10.5

S1EW

公制外螺纹O型圈平面密封/焊接管
METRIC MALE O-RING /BUTT-WELD TUBE

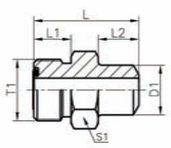

代 号 PART NO.	螺纹 THREAD T1		管子直径 D1	尺寸 DIMENSIONS L	L1	L2		S1	工作压力 Mpa
S1EW-12-06	M12X1.25		6	24	10	8		14	63
S1EW-14-08	M14X1.5		8	25	11	8		17	
S1EW-16-10	M16X1.5		10	25	11	8		17	
S1EW-18-12	M18X1.5		12	29	11	12		19	
S1EW-22-14	M22X1.5		14	32	12	12		24	
S1EW-27-18	M27X1.5		18	34	13	12		30	40
S1EW-30-22	M30X1.5		22	37	14	14		32	
S1EW-36-28	M36X2		28	42	16	16		41	
S1EW-39-30	M39X2		30	47	18	16		41	25
S1EW-42-34	M42X2		34	50	20	16		46	
S1EW-45-38	M45X2		38	52	21	18		46	
S1EW-52-42	M52X2		42	56	22	18		55	

过渡接头 ADAPTER 公制 METRIC Thread Fitting Sannke®

E

公制

S1EW9

90° 弯公制外螺纹O型圈平面密封/焊接管
90° METRIC MALE O-RING /BUTT-WELD TUBE

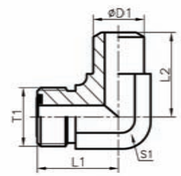

代 号 PART NO.	螺纹 THREAD T1		管子直径 D1	尺寸 DIMENSIONS L1	L2			S1	工作压力 Mpa
S1EW9-12-06	M12X1.25		6	20.5	16.5			12	63
S1EW9-14-08	M14X1.5		8	22.5	17.5			14	
S1EW9-16-10	M16X1.5		10	24	19.5			17	
S1EW9-18-12	M18X1.5		12	26	25			19	
S1EW9-22-14	M22X1.5		14	29	27			22	
S1EW9-27-18	M27X1.5		18	32.5	29.5			27	40
S1EW9-30-22	M30X1.5		22	35.5	33.5			30	
S1EW9-36-28	M36X2		28	42	39			36	
S1EW9-39-30	M39X2		30	47.5	43			41	25
S1EW9-42-34	M42X2		34	49.5	43			41	
S1EW9-45-38	M45X2		38	52.5	47.5			46	
S1EW9-52-42	M52X2		42	57	50			50	

S2E9

90° 弯公制外螺纹O型圈平面密封
90° METRIC MALE O-RING

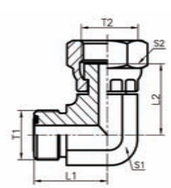

代 号 PART NO.	螺纹 THREAD T1	T2		尺寸 DIMENSIONS L1	L2		S1	S2	工作压力 Mpa
S2E9-12	M12X1.25	M12X1.25		20.5			12	17	63
S2E9-14	M14X1.5	M14X1.5		22.5			14	19	
S2E9-16	M16X1.5	M16X1.5		24			17	22	
S2E9-18	M18X1.5	M18X1.5		26			19	24	
S2E9-22	M22X1.5	M22X1.5		29			22	27	
S2E9-27	M27X1.5	M27X1.5		32.5			27	32	40
S2E9-30	M30X1.5	M30X1.5		35.5			30	36	
S2E9-36	M36X2	M36X2		42			36	41	
S2E9-39	M39X2	M39X2		47.5			41	46	25
S2E9-42	M42X2	M42X2		49.5			41	50	
S2E9-45	M45X2	M45X2		52.5			46	55	
S2E9-52	M52X2	M52X2		57			50	60	

E

S2WE

焊接管/公制内螺纹O型圈平面密封
BUTT-WELD TUBE / FEMALE O-RING

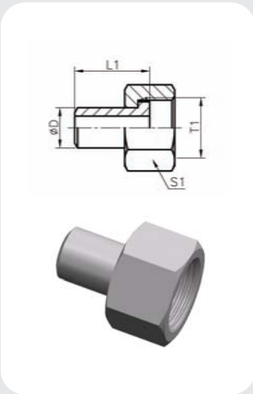

代 号 PART NO.	螺纹 THREAD T1	管子直径 TUBE O.D D		尺寸 DIMENSIONS L1	L2	¢D			工作压力 Mpa
S2EW-06-12	M12X1.25	6		22	14	6			63
S2EW-08-14	M14X1.5	8		22	17	8			
S2EW-10-16	M16X1.5	10		24	19	10			
S2EW-12-18	M18X1.5	12		26	22	12			
S2EW-14-22	M22X1.5	14		28	27	14			
S2EW-18-27	M27X1.5	18		32	32	18			40
S2EW-22-30	M30X1.5	22		32	36	22			
S2EW-28-36	M36X2	28		35	41	28			
S2EW-30-39	M39X2	30		38	46	30			25
S2EW-34-42	M42X2	34		38	50	34			
S2EW-38-45	M45X2	38		40	55	38			
S2EW-42-52	M52X2	42		40	60	42			

注:不配螺母时在代号后加 " X " , 如: S2WE-18-27X "
Note:Please insert suffix"x" after our part No.if you Order without nut,for example:szwe-18-27x

公制

S4E

公制外螺纹O型圈平面密封堵头
METRIC MALE O-RING PLUG

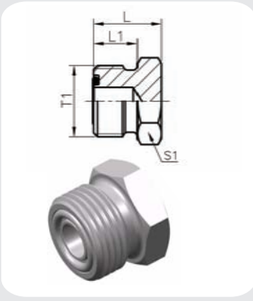

代 号 PART NO.	螺纹 THREAD T1			尺寸 DIMENSIONS L1	L			S1	工作压力 Mpa
S4E-14	M14X1.5			11	17			17	63
S4E-16	M16X1.5			11	17			17	
S4E-18	M18X1.5			11	17			19	
S4E-22	M22X1.5			12	20			24	
S4E-27	M27X1.5			13	23			30	40
S4E-30	M30X1.5			14	25			32	
S4E-36	M36X2			16	29			41	
S4E-42	M42X2			20	33			46	25
S4E-45	M45X2			21	34			46	
S4E-52	M52X2			22	37			55	

S9E

公制内螺纹O型圈平面密封堵头
METRIC FEMALE MALE O-RING PLUG

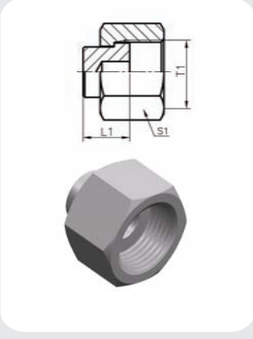

代 号 PART NO.	螺纹 THREAD T1			尺寸 DIMENSIONS L1	S1				工作压力 Mpa
S9E-12	M12X1.25			10	14				63
S9E-14	M14X1.5			10.5	17				
S9E-16	M16X1.5			11.5	19				
S9E-18	M18X1.5			13	22				
S9E-22	M22X1.5			13	27				
S9E-27	M27X1.5			15	32				40
S9E-30	M30X1.5			15	36				
S9E-36	M36X2			15.5	41				
S9E-36	M39X2			17.5	46				25
S9E-42	M42X2			18.5	50				
S9E-45	M45X2			18.5	55				
S9E-52	M52X2			18.5	60				

过渡接头 ADAPTER 公制 METRIC Thread Fitting Sannke®

E

SAE

公制外螺纹O型圈平面密封三通接头
METRIC MALE O-RING TEE

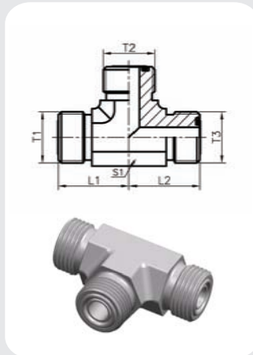

代 号 PART NO.	螺纹 THREAD T1	T2	T3	尺寸 DIMENSIONS L1	L2	L3		S1	工作压力 Mpa
SAE-14	M14X1.5	M14X1.5	M14X1.5	22.5	22.5	22.5		14	63
SAE-16	M16X1.5	M16X1.5	M16X1.5	24	24	24		17	
SAE-18	M18X1.5	M18X1.5	M18X1.5	26	26	26		19	
SAE-22	M22X1.5	M22X1.5	M22X1.5	29	29	29		22	
SAE-27	M27X1.5	M27X1.5	M27X1.5	32.5	32.5	32.5		27	40
SAE-30	M30X1.5	M30X1.5	M30X1.5	35.5	35.5	35.5		30	
SAE-36	M36X2	M36X2	M36X2	42	42	42		36	
SAE-39	M39X2	M39X2	M39X2	47.5	47.5	47.5		41	
SAE-42	M42X2	M42X2	M42X2	49.5	49.5	49.5		41	25
SAE-45	M45X2	M45X2	M45X2	52.5	52.5	52.5		46	
SAE-52	M52X2	M52X2	M52X2	57	57	57		50	

公制

SBE

公制外螺纹O型圈平面密封三通接头
METRIC MALE O-RING TEE

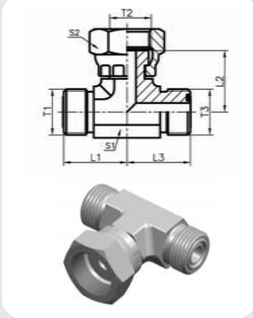

代 号 PART NO.	螺纹 THREAD T1	T2	T3	尺寸 DIMENSIONS L1	L2	S1	S2		工作压力 Mpa
SBE-14	M14X1.5	M14X1.5	M14X1.5	22.5	22.5	14	19		63
SBE-16	M16X1.5	M16X1.5	M16X1.5	24	24	17	22		
SBE-18	M18X1.5	M18X1.5	M18X1.5	26	26	19	24		
SBE-22	M22X1.5	M22X1.5	M22X1.5	29	29	22	27		40
SBE-27	M27X1.5	M27X1.5	M27X1.5	32.5	32.5	27	32		
SBE-30	M30X1.5	M30X1.5	M30X1.5	35.5	35.5	30	36		
SBE-36	M36X2	M36X2	M36X2	42	42	36	41		
SBE-39	M39X2	M39X2	M39X2	47.5	47.5	41	46		25
SBE-42	M42X2	M42X2	M42X2	49.5	49.5	41	50		
SBE-45	M45X2	M45X2	M45X2	52.5	52.5	46	55		
SBE-52	M52X2	M52X2	M52X2	57	57	50	60		

SCE

公制外螺纹O型圈平面密封三通接头
METRIC MALE O-RING TEE

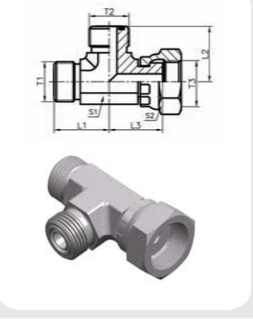

代 号 PART NO.	螺纹 THREAD T1	T2	T3	尺寸 DIMENSIONS L1	L2	S1	S2		工作压力 Mpa
SCE-14	M14X1.5	M14X1.5	M14X1.5	22.5	22.5	14	19		63
SCE-16	M16X1.5	M16X1.5	M16X1.5	24	24	17	22		
SCE-18	M18X1.5	M18X1.5	M18X1.5	26	26	19	24		
SCE-22	M22X1.5	M22X1.5	M22X1.5	29	29	22	27		40
SCE-27	M27X1.5	M27X1.5	M27X1.5	32.5	32.5	27	32		
SCE-30	M30X1.5	M30X1.5	M30X1.5	35.5	35.5	30	36		
SCE-36	M36X2	M36X2	M36X2	42	42	36	41		
SCE-39	M39X2	M39X2	M39X2	47.5	47.5	41	46		25
SCE-42	M42X2	M42X2	M42X2	49.5	49.5	41	50		
SCE-45	M45X2	M45X2	M45X2	52.5	52.5	46	55		
SCE-52	M52X2	M52X2	M52X2	57	57	50	60		

SXE

公制外螺纹O型圈平面密封四通接头
METRIC MALE O-RING CROSS

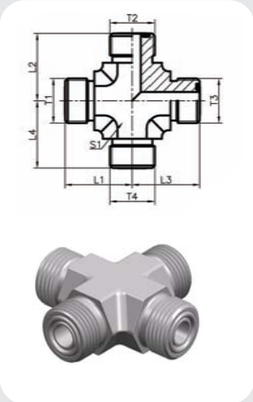

代 号 PART NO.	螺纹 THREAD T1/T2/T3/T4		尺寸 DIMENSIONS L1	L2	L3	L4	S1	工作压力 Mpa
SXE-14	M14X1.5		22.5	22.5	22.5	22.5	14	63
SXE-16	M16X1.5		24	24	24	24	17	
SXE-18	M18X1.5		26	26	26	26	19	
SXE-22	M22X1.5		29	29	29	29	22	
SXE-27	M27X1.5		32.5	32.5	32.5	32.5	27	40
SXE-30	M30X1.5		35.5	35.5	35.5	35.5	30	
SXE-36	M36X2		42	42	42	42	36	
SXE-39	M39X2		47.5	47.5	47.5	47.5	41	
SXE-42	M42X2		49.5	49.5	49.5	49.5	41	25
SXE-45	M45X2		52.5	52.5	52.5	52.5	46	
SXE-52	M52X2		57	57	57	57	50	

S1Q

公制外螺纹74° 外锥
METRIC MALE 74°CONE

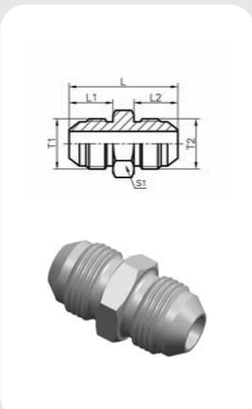

代 号 PART NO.	螺纹 THREAD T1	T2		尺寸 DIMENSIONS L	L1	L2		S1	工作压力 Mpa
S1Q-10	M10X1	M10X1		30	12.5	12.5		12	35
S1Q-12	M12X1.5	M12X1.5		37	16	16		14	
S1Q-14	M14X1.5	M14X1.5		42	18	18		17	
S1Q-16	M16X1.5	M16X1.5		44	19	19		19	25
S1Q-18	M18X1.5	M18X1.5		45	19	19		22	
S1Q-22	M22X1.5	M22X1.5		46	19.5	19.5		24	20
S1Q-24	M24X1.5	M24X1.5		48	20	20		27	
S1Q-27	M27X1.5	M27X1.5		49	20.5	20.5		30	
S1Q-30	M30X1.5	M30X1.5		57	23	23		32	
S1Q-30E	M30X2	M30X2		62	26	26		32	
S1Q-33	M33X2	M33X2		62	26	26		34	16
S1Q-36	M36X2	M36X2		62	26	26		41	
S1Q-39	M39X2	M39X2		67	27.5	27.5		41	12.5
S1Q-42	M42X2	M42X2		69	28.5	28.5		46	
S1Q-45	M45X2	M45X2		69	28.5	28.5		46	10

过渡接头 ADAPTER 公制 METRIC Thread Fitting Sannke®

S1QG

公制外螺纹74° 外锥/英管外螺纹O型圈
METRIC MALE 74° CONE / BSP MALE O-RING

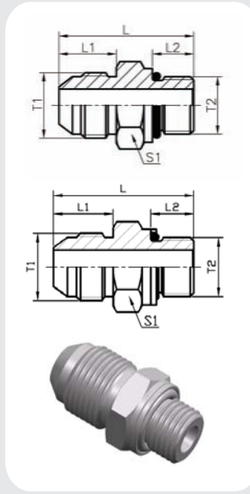

代 号 PART NO.	螺纹 THREAD T1	T2		尺寸 DIMENSIONS L1	L2	L	S1	工作压力 Mpa
S1QG-14-04	M14X1.5	G1/4 " X19		18	11.2	36	19	35
S1QG-16-06	M16X1.5	G3/8 " X19		19	11.2	40	22	25
S1QG-18-06	M18X1.5	G3/8 " X19		19	11.2	40	22	
S1QG-18-08	M18X1.5	G1/2 " X14		19	14.5	43	27	
S1QG-22-08	M22X1.5	G1/2 " X14		19.5	14.5	44.5	27	20
S1QG-27-12	M27X1.5	G3/4 " X14		20.5	14.5	49.5	36	
S1QG-30-12	M30X1.5	G3/4 " X14		23	14.5	52.5	36	
S1QG-33-16	M33X2	G1 " X11		26	18.6	60	41	16
S1QG-36-16	M36X2	G1 " X11		26	18.6	60	41	
S1QG-45-20	M45X2	G1.1/4 " X11		28.5	18.6	66.5	50	10

注:若需配挡圈请在代号后加“DQ”，如 S1QG-27-12DQ
Note：If you interested to order the adapter with retainer ring,please insert suffix"DQ" after our part NO,for example S1QG-27-12DQ

S1QG9-OG

90° 弯 公制外螺纹74° 外锥/英管外螺纹O型圈可调向柱端
90° METRIC MALE 74° CONE / BSP MALE O-RING ADJUSTABLE STUD END

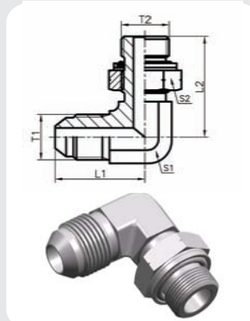

代 号 PART NO.	螺纹 THREAD T1	T2		尺寸 DIMENSIONS L1	L2	S1	S2	压力等级 Mpa
S1QG9-14-04OG	M14X1.5	G1/4 " X19		28.5	31.3	14	19	31.5
S1QG9-16-06OG	M16X1.5	G3/8 " X19		30.5	35.8	16	22	25
S1QG9-18-06OG	M18X1.5	G3/8 " X19		31.5	36.8	19	22	
S1QG9-18-08OG	M18X1.5	G1/2 " X14		34	43.2	22	27	20
S1QG9-22-08OG	M22X1.5	G1/2 " X14		34	43.2	22	27	
S1QG9-27-12OG	M27X1.5	G3/4 " X14		37.5	49.3	27	32	16
S1QG9-30-12OG	M30X1.5	G3/4 " X14		42.8	52	30	32	
S1QG9-33-16OG	M33X2	G1 " X11		45.5	58	33	41	
S1QG9-36-16OG	M36X2	G1 " X11		47	58	41	41	
S1QG9-45-20OG	M45X2	G1.1/4 " X11		54	63	46	50	10

注:若需配挡圈请在代号后加“DQ”，如 S1QG9-27-12OGDQ
Note：If you interested to order the adapter with retainer ring,please insert suffix"DQ" after our part NO,for example S1QG9-27-12OGDQ

S1QH

公制外螺纹 74° 外锥/公制外螺纹可调向柱端轻系列 ISO 6149-3

METRIC MALE 74° CONE / METIRC MALE ADJUSTABLE STUD END L-SERIES ISO 6149-3

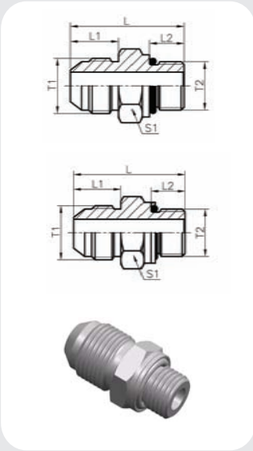

代 号 PART NO.	螺纹 THREAD T1	T2		尺寸 DIMENSIONS L	L1	L2		S1	工作压力 Mpa
S1QH-14-12	M14X1.5	M12X1.5		36.5	18	11		17	31.5
S1QH-16-14	M16X1.5	M14X1.5		37.5	19	11		19	
S1QH-18-16	M18X1.5	M16X1.5		38	19	11.5		22	25
S1QH-22-18	M22X1.5	M18X1.5		40.5	19.5	12.5		24	20
S1QH-27-22	M27X1.5	M22X1.5		44	20.5	13		27	
S1QH-30-27	M30X1.5	M27X2		50	23	16		32	
S1QH-33-27	M33X2	M27X2		53	26	16		34	16
S1QH-36-33	M36X2	M33X2		55	26	16		41	
S1QH-39-33	M39X2	M33X2		55	27.5	16		41	12.5
S1QH-45-42	M45X2	M42X2		59.5	28.5	16		50	

注:若需配挡圈请在代号后加“DQ”，如S1QH-30-27DQ。
Note：If you interested to order the adapter with retainer ring,please insert suffix"DQ" after our part NO,for example S1QH-30-27DQ

S1QH9-OG

90° 弯 公制外螺纹74° 外锥/公制外螺纹可调向柱端轻系列 ISO 6149-3

90° METRIC MALE 74° CONE

METIRC MALE ADJUSTABLE STUD END L-SERIES ISO 6149-3

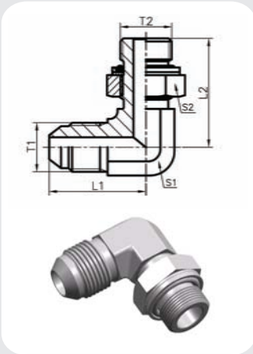

代 号 PART NO.	螺纹 THREAD T1	T2		尺寸 DIMENSIONS L1	L2		S1	S2	工作压力 Mpa
S1QH9-14-12OG	M14X1.5	M12X1.5		28.5	31		14	17	31.5
S1QH9-16-14OG	M16X1.5	M14X1.5		30.5	31		16	19	25
S1QH9-18-16OG	M18X1.5	M16X1.5		31.5	33.5		19	22	
S1QH9-22-18OG	M22X1.5	M18X1.5		34	37.5		22	24	20
S1QH9-27-22OG	M27X1.5	M22X1.5		37.5	41.5		27	27	
S1QH9-30-27OG	M30X1.5	M27X2		42.8	48.5		30	32	
S1QH9-33-27OG	M33X2	M27X2		45.5	48.5		33	32	16
S1QH9-36-33OG	M36X2	M33X2		47	51.5		36	41	
S1QH9-39-33OG	M39X2	M33X2		50	51.5		41	41	12.5
S1QH9-45-42OG	M45X2	M42X2		54	56.5		46	50	10

注:若需配挡圈请在代号后加“DQ”，如 S1QH9-30-27OGDQ
Note：If you interested to order the adapter with retainer ring,please insert suffix"DQ" after our part NO,for example S1QH9-30-27OGDQ

E

公制

过渡接头 ADAPTER 公制 METRIC Thread Fitting Sannke®

S1QL

公制外螺纹74° 外锥/公制外螺纹组合垫圈

METRIC MALE 74° CONE/METRIC MALE WITH BONDED SEAL



代 号 PART NO.	螺纹 THREAD T1	T2		尺寸 DIMENSIONS L1	L2	L	S1	
S1QL-10	M10X1	M10X1		12.5	8	27	17	
S1QL-12	M12X1.5	M12X1.5		16	12	35.2	17	
S1QL-12-10	M12X1.5	M10X1		16	8	30.5	17	
S1QL-14	M14X1.5	M14X1.5		18	12	36.5	19	
S1QL-14-10	M14X1.5	M10X1		18	8	32	17	
S1QL-14-12	M14X1.5	M12X1.5		18	12	36.5	17	
S1QL-14-16	M14X1.5	M16X1.5		18	12	37	22	
S1QL-16	M16X1.5	M16X1.5		19	12	38	22	
S1QL-16-14	M16X1.5	M14X1.5		19	12	37	19	
S1QL-18	M18X1.5	M18X1.5		19	12	39.5	24	
S1QL-18-16	M18X1.5	M16X1.5		19	12	38	22	
S1QL-22	M22X1.5	M22X1.5		19.5	14	43.5	27	
S1QL-22-18	M22X1.5	M18X1.5		19.5	12	41	24	
S1QL-27	M27X1.5	M27X2		20.5	16	49	34	
S1QL-27-22	M27X1.5	M22X1.5		20.5	14	44	30	
S1QL-30-27	M30X1.5	M27X2		23	16	50	34	
S1QL-33	M33X2	M33X2		26	18	57	41	
S1QL-33-27	M33X2	M27X2		26	16	55	34	
S1QL-36-33	M36X2	M33X2		26	18	58	41	
S1QL-39-33	M39X2	M33X2		27.5	18	59	41	
S1QL-42	M42X2	M42X2		28.5	20	65.5	50	
S1QL-45-42	M45X2	M42X2		28.5	20	65.5	50	

S1QN

公制外螺纹74° 外锥/布锥管外螺纹

METRIC MALE 74° CONE / NPT MALE

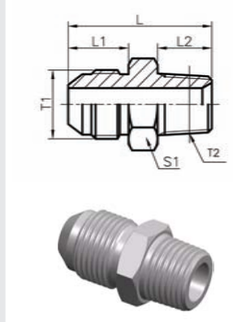

代 号 PART NO.	螺纹 THREAD T1	T2		尺寸 DIMENSIONS L1	L2	L	S1	工作压力 Mpa
S1QN-12-02	M12X1.5	NPT1/8 " X27		16	8.5	30	14	34.5
S1QN-12-04	M12X1.5	NPT1/4 " X18		16	12.5	34	14	27.5
S1QN-14-02	M14X1.5	NPT1/8 " X27		18	8.5	32	17	
S1QN-14-04	M14X1.5	NPT1/4 " X18		18	12.5	36	17	
S1QN-16-04	M16X1.5	NPT1/4 " X18		19	12.5	37	19	25
S1QN-16-06	M16X1.5	NPT3/8 " X18		19	13	37.5	19	21
S1QN-18-04	M18X1.5	NPT1/4 " X18		19	12.5	37	19	25
S1QN-18-06	M18X1.5	NPT3/8 " X18		19	13	38.5	19	21
S1QN-18-08	M18X1.5	NPT1/2 " X14		19	17	42.5	24	
S1QN-22-06	M22X1.5	NPT3/8 " X18		19.5	13	39	24	20
S1QN-22-08	M22X1.5	NPT1/2 " X14		19.5	17	43	24	
S1QN-27-06	M27X1.5	NPT3/8 " X18		20.5	13	41	30	
S1QN-27-08	M27X1.5	NPT1/2 " X14		20.5	17	45	30	
S1QN-27-12	M27X1.5	NPT3/4 " X14		20.5	18	46	30	17
S1QN-27-16	M27X1.5	NPT1 " X11.5		20.5	21.5	52	36	14
S1QN-30-12	M30X1.5	NPT3/4 " X14		23	18	49	32	17
S1QN-33-12	M33X2	NPT3/4 " X14		26	18	52	36	16
S1QN-36-16	M36X2	NPT1 " X11.5		26	21.5	57.5	41	14
S1QN-39-16	M39X2	NPT1 " X11.5		27.5	21.5	60	41	12.5
S1QN-45-16	M45X2	NPT1 " X11.5		28.5	21.5	62	46	10
S1QN-45-20	M45X2	NPT1.1/4 " X11.5		28.5	24	64.5	46	8
S1QN-45-24	M45X2	NPT1.1/2 " X11.5		28.5	27.5	68	50	7
S1QN-52-20	M52X2	NPT1.1/4 " X11.5		30	24	66	55	8

E

公制

E

S1QN4

45° 弯制外螺纹74° 外锥/布锥管外螺纹
45° METRIC MALE 74° CONE / NPT MALE

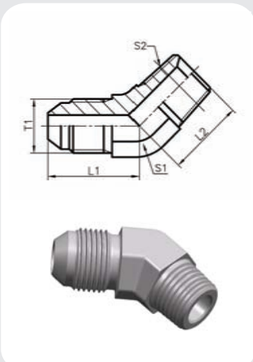

代 号 PART NO.	螺纹 THREAD T1	T2		尺寸 DIMENSIONS L1	L2	S1		工作压力 Mpa
S1QN4-12-02	M12X1.5	NPT1/8 " X27		23	17	11		34.5
S1QN4-14-02	M14X1.5	NPT1/8 " X27		24	18	14		
S1QN4-14-04	M14X1.5	NPT1/4 " X18		24	21	14		27.5
S1QN4-16-06	M16X1.5	NPT3/8 " X18		26	24	16		21
S1QN4-18-06	M18X1.5	NPT3/8 " X18		28	24	19		
S1QN4-22-08	M22X1.5	NPT1/2 " X14		30.5	29.5	22		20
S1QN4-27-08	M27X1.5	NPT1/2 " X14		33	31	27		
S1QN4-27-12	M27X1.5	NPT3/4 " X14		33	35	27		17
S1QN4-30-12	M30X1.5	NPT3/4 " X14		36.2	35.5	30		
S1QN4-36-16	M36X2	NPT1 " X11.5		42	41	36		14
S1QN4-39-16	M39X2	NPT1 " X11.5		44.5	42.5	41		12.5
S1QN4-45-20	M45X2	NPT1.1/4 " X11.5		47	43	46		8

公制

S1QN9

90° 弯制外螺纹74° 外锥/布锥管外螺纹
90° METRIC MALE 74° CONE / NPT MALE

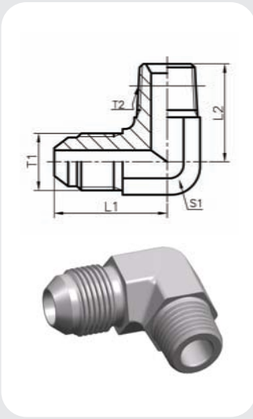

代 号 PART NO.	螺纹 THREAD T1	T2		尺寸 DIMENSIONS L1	L2	S1		工作压力 Mpa
S1QN9-12-02	M12X1.5	NPT1/8 " X27		24	24	11		34.5
S1QN9-12-04	M12X1.5	NPT1/4 " X18		25	25.5	14		27.5
S1QN9-14-02	M14X1.5	NPT1/8 " X27		28.5	23.5	14		34.5
S1QN9-14-04	M14X1.5	NPT1/4 " X18		28.5	28.5	14		27.5
S1QN9-16-04	M16X1.5	NPT1/4 " X18		30.5	30.5	16		25
S1QN9-16-06	M16X1.5	NPT3/8 " X18		30.5	30.5	16		21
S1QN9-16-08	M16X1.5	NPT1/2 " X14		34	34	22		
S1QN9-18-04	M18X1.5	NPT1/4 " X18		31.5	28.7	19		25
S1QN9-18-06	M18X1.5	NPT3/8 " X18		31.5	31.5	19		21
S1QN9-22-06	M22X1.5	NPT3/8 " X18		34	34	22		20
S1QN9-22-08	M22X1.5	NPT1/2 " X14		35.5	35.5	22		
S1QN9-27-08	M27X1.5	NPT1/2 " X14		37.5	37.5	27		
S1QN9-27-12	M27X1.5	NPT3/4 " X14		37.5	43	27		17
S1QN9-27-16	M27X1.5	NPT1 " X11.5		43	47	33		14
S1QN9-30-12	M30X1.5	NPT3/4 " X14		43	43	30		17
S1QN9-36-16	M36X2	NPT1 " X11.5		47	47	36		14
S1QN9-39-16	M39X2	NPT1 " X11.5		50	50	41		12.5
S1QN9-42-20	M42X2	NPT1.1/4 " X11.5		52.5	52.5	41		8
S1QN-45-16	M45X2	NPT1 " X11.5		54	54	46		10
S1QN-45-20	M45X2	NPT1.1/4 " X11.5		54	54	46		8
S1QN-52-24	M52X2	NPT1.1/2 " X11.5		54	63	46		7

过渡接头 ADAPTER 公制 METRIC Thread Fitting Sannke®

E

S1QO

公制外螺纹74° 外锥/SAE 外螺纹带O型圈轻系列ISO 11926-3
METRIC MALE 74° CONE / SAE O-RING BOSS L-SERIES ISO 11926-3

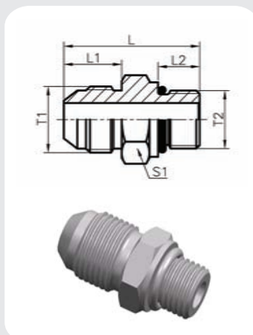

代 号 PART NO.	螺纹 THREAD T1	T2		尺寸 DIMENSIONS L1	L2	S1	S2	工作压力 Mpa
S1QO-16-06	M16X1.5	9/16 " X18		19	9.9	35	17	25
S1QO-18-08	M18X1.5	3/4 " X16		19	11.1	37	22	
S1QO-22-10	M18X1.5	7/8 " X14		19.5	12.7	42	27	20
S1QO-27-12	M22X1.5	1.1/16 " X12		20.5	15.1	46	32	
S1QO-30-12	M27X1.5	1.1/16 " X12		23	15.1	49	32	
S1QO-33-16	M30X1.5	1.5/16 " X12		26	15.1	54	41	16
S1QO-39-16	M36X2	1.5/16 " X12		27.5	15.1	58	41	12.5
S1QO-42-20	M45X2	1.5/8 " X12		28.5	15.1	58	50	10

公制

S1QO9-OG

90° 弯公制外螺纹74° 外锥/SAE 外螺纹带O型圈轻系列ISO 11926-3
90° METRIC MALE 74° CONE / SAE O-RING BOSS L-SERIES ISO 11926-3

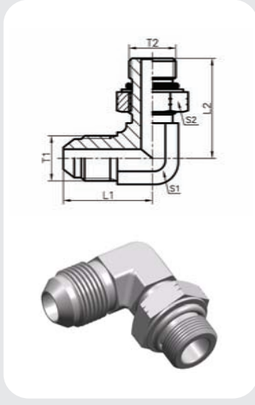

代 号 PART NO.	螺纹 THREAD T1	T2		尺寸 DIMENSIONS L1	L2	S1	S2	工作压力 Mpa
S1QO9-16-06OG	M16X1.5	9/16 " X18		30.5	31.8	16	17	25
S1QO9-18-08OG	M18X1.5	3/4 " X16		31.5	36.8	19	22	
S1QO9-22-10OG	M18X1.5	7/8 " X14		34	44	22	27	20
S1QO9-27-12OG	M22X1.5	1.1/16 " X12		37.5	51	27	32	
S1QO9-30-12OG	M27X1.5	1.1/16 " X12		42.8	53	30	32	
S1QO9-33-16OG	M30X1.5	1.5/16 " X12		47	54.5	33	41	16
S1QO9-39-16OG	M36X2	1.5/16 " X12		50	59.5	41	41	
S1QO9-42-20OG	M45X2	1.5/8 " X12		52.5	59	46	50	10

E

S1QT-SP

公制外螺纹74°外锥/英锥管外螺纹 60° 内锥
METRIC MALE 74° CONE/BSPT MALE 60° CONE

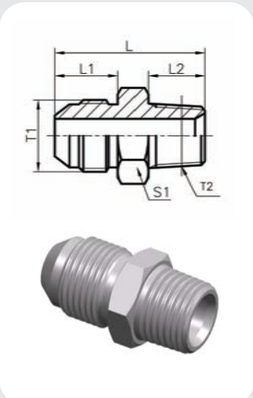

代 号 PART NO.	螺纹 THREAD T1	T2		尺寸 DIMENSIONS L1	L2	L	S1	工作压力 Mpa
S1QT-10-02SP	M10X1	R1/8 " X28		12.5	8.5	26.5	12	34.5
S1QT-14-04SP	M14X1.5	R1/4 " X19		18	12.5	36	17	
S1QT-14-06SP	M14X1.5	R3/8 " X19		18	13	37	17	
S1QT-16-04SP	M16X1.5	R1/4 " X19		19	12.5	37	19	25
S1QT-16-06SP	M16X1.5	R3/8 " X19		19	13	38	19	
S1QT-18-04SP	M18X1.5	R1/4 " X19		19	12.5	38.5	19	
S1QT-18-06SP	M18X1.5	R3/8 " X19		19	13	38.5	22	
S1QT-22-08SP	M22X1.5	R1/2 " X14		19.5	17	44.5	24	20
S1QT-27-08SP	M27X1.5	R1/2 " X14		20.5	17	45	30	
S1QT-27-12SP	M27X1.5	R3/4 " X14		20.5	18	46	30	
S1QT-30-12SP	M30X1.5	R3/4 " X14		23	18	50	32	
S1QT-33-12SP	M33X2	R3/4 " X14		26	18	52	34	16
S1TQ-36-16SP	M36X2	R1 " X11		26	21.5	57.5	41	
S1QT-39-16SP	M39X2	R1 " X11		27.5	21.5	60	41	12.5
S1QT-45-20SP	M45X2	R1.1/4 " X11		28.5	24	64.5	46	10

公制

S1QT9-SP

90° 弯 公制外螺纹74° 外锥/英锥管外螺纹 60° 内锥
90° METRIC MALE 74° CONE / BSPT MALE 60° CONE

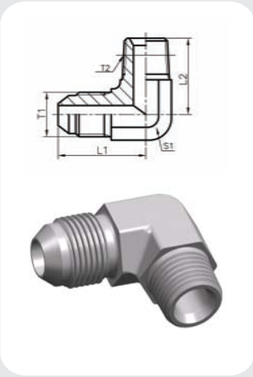

代 号 PART NO.	螺纹 THREAD T1	T2		尺寸 DIMENSIONS L1	L2	S1		工作压力 Mpa
S1QT9-14-04SP	M14X1.5	R1/4 " X19		28.5	28.5	14		34.5
S1QT9-16-04SP	M16X1.5	R1/4 " X19		30.5	30.5	16		25
S1QT9-18-06SP	M18X1.5	R3/8 " X19		31.5	31.5	19		
S1QT9-18-08SP	M18X1.5	R1/2 " X14		35.5	35.5	22		
S1QT9-22-08SP	M22X1.5	R1/2 " X14		35.5	35.5	22		20
S1QT9-27-08SP	M27X1.5	R1/2 " X14		37.5	37.5	27		
S1QT9-27-12SP	M27X1.5	R3/4 " X14		41.5	44	27		
S1QT9-30-12SP	M30X2	R3/4 " X14		43	43	30		
S1QT9-33-12SP	M33X2	R3/4 " X14		45.5	45.5	33		
S1TQ9-36-16SP	M36X2	R1 " X11		47	47	36		16
S1QT9-39-16SP	M39X2	R1 " X11		50	50	41		12.5
S1QT9-45-20SP	M45X2	R1.1/4 " X11		54	54	46		10

过渡接头 ADAPTER 公制 METRIC Thread Fitting Sannke®

E

S2Q9

90°弯 公制外螺纹 74°外锥/公制内螺纹 74°内锥
90° METRIC MALE 74°CONE/METRIC FEMALE 74°SEAT

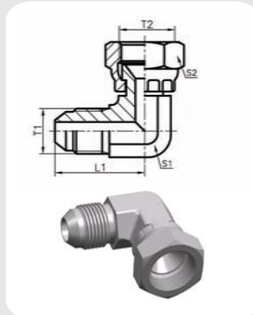

代 号 PART NO.	螺纹 THREAD T1	T2		尺寸 DIMENSIONS L1			S1	S2	工作压力 Mpa
S2Q9-14	M14X1.5	M14X1.5		28.5			14	19	35
S2Q9-16	M16X1.5	M16X1.5		30.5			16	22	25
S2Q9-18	M18X1.5	M18X1.5		31.5			19	24	
S2Q9-22	M22X1.5	M22X1.5		34			22	27	20
S2Q9-27	M27X1.5	M27X1.5		37.5			27	32	
S2Q9-30	M30X1.5	M30X1.5		42.8			30	36	
S2Q9-33	M33X2	M33X2		45.5			33	41	16
S2Q9-36	M36X2	M36X2		47			36	41	
S2Q9-39	M39X2	M39X2		50			41	46	12.5
S2Q9-45	M45X2	M45X2		54			46	55	10

公制

S4Q

公制外螺纹74° 外锥堵头
METRIC MALE 74°CONE PLUG

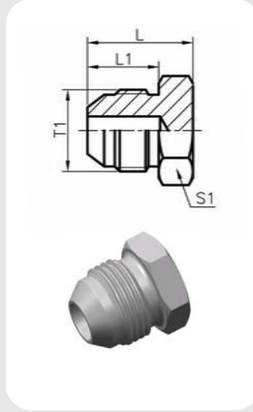

代 号 PART NO.	螺纹 THREAD T1			尺寸 DIMENSIONS L	L1			S1	工作压力 Mpa
S4Q-10	M10X1			18	12.5			12	35
S4Q-12	M12X1.5			21.5	16			14	
S4Q-14	M14X1.5			23	18			17	
S4Q-16	M16X1.5			24	19			17	25
S4Q-18	M18X1.5			24	19			19	
S4Q-22	M22X1.5			27.5	19.5			24	20
S4Q-24	M24X1.5			30	20			27	
S4Q-27	M27X1.5			30	20.5			30	
S4Q-30	M30X1.5			34	23			32	
S4Q-30E	M30X2			37	26			32	16
S4Q-33	M33X2			37	26			34	
S4Q-36	M36X2			38	26			41	
S4Q-39	M39X2			39	27.5			41	12.5
S4Q-42	M42X2			41.5	28.5			46	
S4Q-45	M45X2			41.5	28.5			46	10

E

公制

S6Q-LN

公制外螺纹 74° 外锥过板接头
METRIC MALE 74°CONE BULKHEAD

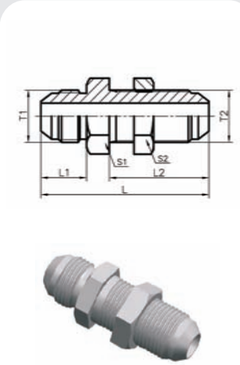

代 号 PART NO.	螺纹 THREAD T1	T2		尺寸 DIMENSIONS L	L1	L2	S1	S2	工作压力 Mpa
S6Q-10LN	M10X1	M10X1		51.5	12.5	34	14	14	35
S6Q-12LN	M12X1.25	M12X1.5		60	16	38	14	17	
S6Q-14LN	M14X1.5	M14X1.5		64	18	40	17	19	
S6Q-16LN	M16X1.5	M16X1.5		66	19	41	19	22	25
S6Q-18LN	M18X1.5	M18X1.5		68	19	43	22	24	
S6Q-22LN	M22X1.5	M22X1.5		69.5	19.5	44	27	27	20
S6Q-24LN	M24X1.5	M24X1.5		73	20	45	30	30	
S6Q-27LN	M27X1.5	M27X1.5		76.5	20.5	48	32	32	
S6Q-30LN	M30X1.5	M30X1.5		87	23	53	36	36	
S6Q-33LN	M33X2	M33X2		90	26	55	41	36	16
S6Q-36LN	M36X2	M36X2		93	26	56	41	41	
S6Q-39LN	M39X2	M39X2		97.5	27.5	58	46	46	12.5
S6Q-42LN	M42X2	M42X2		100.5	28.5	59	50	50	
S6Q-45LN	M45X2	M45X2		102.5	28.5	60	50	50	10

S6Q9-LN

90° 弯 公制外螺纹 74° 外锥过板接头
90° METRIC MALE 74°CONE BULKHEAD

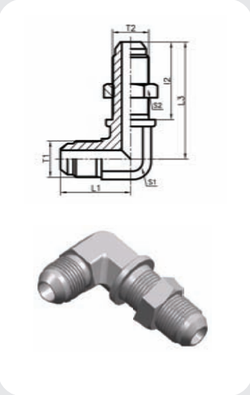

代 号 PART NO.	螺纹 THREAD T1	T2		尺寸 DIMENSIONS L1	L2	L3		S1	工作压力 Mpa
S6Q9-12LN	M12X1.5	M12X1.5		24	38	52		11	35
S6Q9-14LN	M14X1.5	M14X1.5		28.5	40	56		14	
S6Q9-16LN	M16X1.5	M16X1.5		30.5	41	58		16	25
S6Q9-18LN	M18X1.5	M18X1.5		31.5	43	62		19	
S6Q9-22LN	M22X1.5	M22X1.5		34	44	64		22	20
S6Q9-27LN	M27X1.5	M27X1.5		37.5	48	72		27	
S6Q9-30LN	M30X1.5	M30X1.5		42.8	53	78		30	
S6Q9-33LN	M33X2	M33X2		45.5	55	82		33	16
S6Q9-36LN	M36X2	M36X2		47	56	86		36	
S6Q9-39LN	M39X2	M39X2		50	58	88		41	
S6Q9-42LN	M42X2	M42X2		52.5	59	95		41	12.5
S6Q9-45LN	M45X2	M45X2		54	60	96		46	10

过渡接头 ADAPTER 公制 METRIC Thread Fitting Sannke®

E

公制

SAQ

公制外螺纹74° 外锥三通接头
METRIC MALE 74°CONE TEE

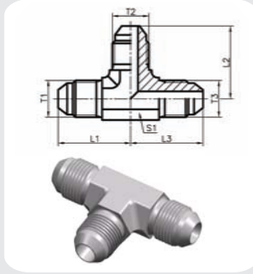

代 号 PART NO.	螺纹 THREAD T1	T2	T3	尺寸 DIMENSIONS L1	L2	L3		S1	工作压力 Mpa
SAQ-14	M14X1.5	M14X1.5	M14X1.5	28.5	28.5	28.5		14	35
SAQ-16	M16X1.5	M16X1.5	M16X1.5	30.5	30.5	30.5		16	
SAQ-18	M18X1.5	M18X1.5	M18X1.5	31.5	31.5	31.5		19	
SAQ-22	M22X1.5	M22X1.5	M22X1.5	34	34	34		22	20
SAQ-27	M27X1.5	M27X1.5	M27X1.5	37.5	37.5	37.5		27	
SAQ-30	M30X1.5	M30X1.5	M30X1.5	42.8	42.8	42.8		30	
SAQ-33	M33X2	M33X2	M33X2	45.5	45.5	45.5		33	16

SAQHQ-OG

公制外螺纹74° 外锥/公制外螺纹可调向柱端轻系列 ISO 6149-3分支三通
METRIC MALE 74° CONE
/ METIRC MALE ADJUSTABLE STUD END L-SERIES ISO 6149-3 BRANCH TEE

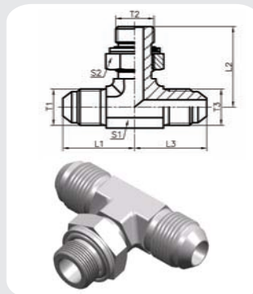

代 号 PART NO.	螺纹 THREAD T1	T2	T3	尺寸 DIMENSIONS L1,L3	L2	S1	S2	工作压力 Mpa
SAQHQ-14-12-14OG	M14X1.5	M12X1.5	M14X1.5	28.5	31	14	17	31.5
SAQHQ-16-14-16OG	M16X1.5	M14X1.5	M16X1.5	30.5	31	16	19	25
SAQHQ-18-16-18OG	M18X1.5	M16X1.5	M18X1.5	31.5	33.5	19	22	
SAQHQ-22-18-22OG	M22X1.5	M18X1.5	M22X1.5	34	37.5	22	24	20
SAQHQ-27-22-27OG	M27X1.5	M22X1.5	M27X1.5	37.5	41.5	27	27	
SAQHQ-30-27-30OG	M30X1.5	M27X2	M30X1.5	42.8	48.5	30	32	16
SAQHQ-33-27-33OG	M33X2	M27X2	M33X2	45.5	48.5	33	32	
SAQHQ-36-33-36OG	M36X2	M33X2	M36X2	47	51.5	36	41	
SAQHQ-39-33-39OG	M39X2	M33X2	M39X2	50	51.5	41	41	12.5
SAQHQ-45-42-45OG	M45X2	M42X2	M45X2	54	56.5	46	50	10

注:若需配挡圈请在代号后加“DQ”，如 SAQHQ-30-27-30OGDQ
Note：If you interested to order the adapter with retainer ring,please insert suffix"DQ" after our part NO,for example SAQHQ-30-27-30OGDQ

SAQQH-OG

公制外螺纹74° 外锥/公制外螺纹可调向柱端轻系列 ISO 6149-3主支三通
METRIC MALE 74° CONE / METIRC MALE ADJUSTABLE STUD END L-SERIES ISO 6149-3 RUN TEE

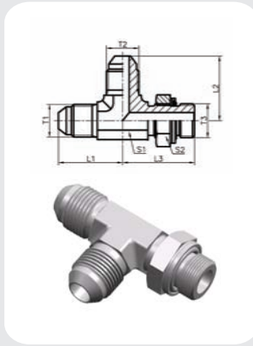

代 号 PART NO.	螺纹 THREAD T1	T2	T3	尺寸 DIMENSIONS L1,L2	L3	S1	S2	工作压力 Mpa
SAQQH-14-14-12OG	M14X1.5	M14X1.5	M12X1.5	28.5	31	14	17	31.5
SAQQH-16-16-14OG	M16X1.5	M16X1.5	M14X1.5	30.5	31	16	19	25
SAQQH-18-18-16OG	M18X1.5	M18X1.5	M16X1.5	31.5	33.5	19	22	
SAQQH-22-22-18OG	M22X1.5	M22X1.5	M18X1.5	34	37.5	22	24	20
SAQQH-27-27-22OG	M27X1.5	M27X1.5	M22X1.5	37.5	41.5	27	27	
SAQQH-30-30-27OG	M30X1.5	M30X1.5	M27X2	42.8	48.5	30	32	16
SAQQH-33-33-27OG	M33X2	M33X2	M27X2	45.5	48.5	33	32	
SAQQH-36-36-33OG	M36X2	M36X2	M33X2	47	51.5	36	41	
SAQQH-39-39-33OG	M39X2	M39X2	M33X2	50	51.5	41	41	12.5
SAQQH-45-45-42OG	M45X2	M45X2	M42X2	54	56.5	46	50	10

注:若需配挡圈请在代号后加“DQ”，如SAQQH-30-30-27OGDQ
Note：If you interested to order the adapter with retainer ring,please insert suffix"DQ" after our part NO,for example SAQQH-30-30-27OGDQ

E

公制

S1K

日本公制外螺纹 60° 外锥
JIS METRIC MALE 60° CONE

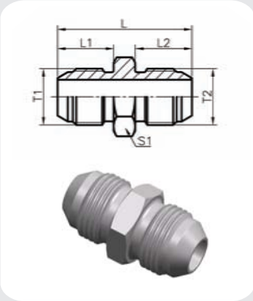

代 号 PART NO.	螺纹 THREAD T1	T2		尺寸 DIMENSIONS L1	L2	L3	S1	工作压力 Mpa
S1K-14	M14X1.5	M14X1.5		40	17		17	34.5
S1K-16	M16X1.5	M16X1.5		42	18	18	17	
S1K-18	M18X1.5	M18X1.5		42	18	18	19	
S1K-20	M20X1.5	M20X1.5		48	20	20	22	
S1K-22	M22X1.5	M22X1.5		48	20	20	24	
S1K-24	M24X1.5	M24X1.5		53	21.5	21.5	27	
S1K-30	M30X1.5	M30X1.5		63	26	26	32	20.5
S1K-33	M33X1.5	M33X1.5		71	30	30	36	
S1K-36	M36X1.5	M36X1.5		79	33	33	41	17
S1K-42	M42X1.5	M42X1.5		85	36	36	46	

S1KG

日本公制外螺纹60° 外锥/英管外螺纹O型圈
JIS METRIC MALE 60° CONE/BSP MALE O-RING

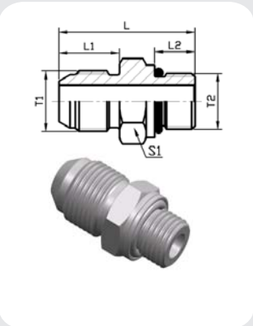

代 号 PART NO.	螺纹 THREAD T1	T2		尺寸 DIMENSIONS L1	L2	L3	S1	工作压力 Mpa
S1KG-14-04	M14X1.5	G1/4 " X19		36	17	11	19	34.5
S1KG-14-06	M14X1.5	G3/8 " X19		36.5	17	11.5	22	31.5
S1KG-16-06	M16X1.5	G3/8 " X19		38	18	11.5	22	
S1KG-18-06	M18X1.5	G3/8 " X19		38	18	11.5	22	
S1KG-22-08	M22X1.5	G1/2 " X14		47	20	14	27	
S1KG-30-12	M24X1.5	G3/4 " X14		52.5	26	15.5	32	20
S1KG-33-12	M30X1.5	G3/4 " X14		59.5	30	15.5	36	
S1KG-33-16	M33X1.5	G1 " X11		62	30	18	41	

注:若需配挡圈请在代号后加“DQ”，如 S1KG-14-06DQ。
Note：If you interested to order the adapter with retainer ring,please insert suffix"DQ" after our part NO,for example S1KG-14-06DQ。

S1KG9-OG

90° 弯日本公制外螺纹60° 外锥/英管外螺纹O型圈可调向柱端
90° JIS METRIC MALE 60° CONE/BSP MALE O-RING ADJUSTABLE STUD END

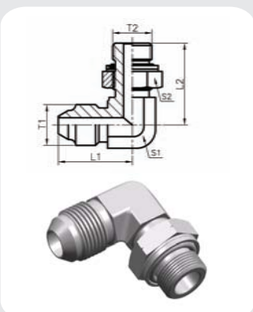

代 号 PART NO.	螺纹 THREAD T1	T2		尺寸 DIMENSIONS L1	L2	S1		工作压力 Mpa
S1KG9-14-04OG	M14X1.5	G1/4 " X19		26.5	31.3	14		31.5
S1KG9-14-06OG	M14X1.5	G3/8 " X19		28.5	35.8	16		25
S1KG9-16-06OG	M16X1.5	G3/8 " X19		29.5	35.8	16		
S1KG9-18-06OG	M18X1.5	G3/8 " X19		30.8	37	19		
S1KG9-22-08OG	M22X1.5	G1/2 " X14		35.5	43.2	22		
S1KG9-24-08OG	M24X1.5	G1/2 " X14		37	43.2	22		
S1KG9-24-12OG	M24X1.5	G3/4 " X14		40	49.3	27		16
S1KG9-30-12OG	M30X1.5	G3/4 " X14		45	53	30		
S1KG9-33-16OG	M33X1.5	G1 " X11		50	53	33		
S1KG9-42-20OG	M42X1.5	G1.1/4 " X11		63	59	41		

注:若需配挡圈请在代号后加“DQ”，如S1KG9-24-12OGDQ
Note：If you interested to order the adapter with retainer ring,please insert suffix"DQ" after our part NO,for example S1KG9-24-12OGDQ

E

公制

S1KH

日本公制外螺纹60° 外锥/公制外螺纹重系列ISO 6149-2
JIS METRIC MALE 60° CONE/METIRC MALE S-SERIES ISO 6149-2

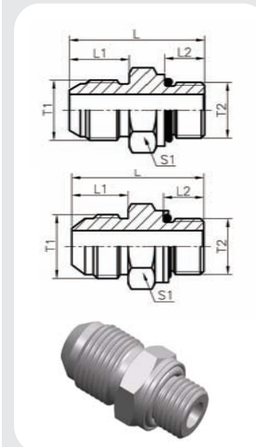

代 号 PART NO.	螺纹 THREAD T1	T2		尺寸 DIMENSIONS L1	L2	L	S1	工作压力 Mpa
S1KH-14-12	M14X1.5	M12X1.5		17	11	39	17	34.5
S1KH-14	M14X1.5	M14X1.5		17	11	39	19	
S1KH-16-14	M16X1.5	M14X1.5		18	11	40	19	
S1KH-18-14	M18X1.5	M14X1.5		18	11	40	19	
S1KH-18-16	M18X1.5	M16X1.5		18	12.5	42	22	
S1KH-18-20	M18X1.5	M20X1.5		18	14	45	27	
S1KH-20-18	M20X1.5	M18X1.5		20	14	47	24	
S1KH-22-20	M22X1.5	M20X1.5		20	14	47	27	
S1KH-24-20	M24X1.5	M20X1.5		21.5	14	48.5	27	27.5
S1KH-24-22	M24X1.5	M22X1.5		21.5	15	50	27	
S1KH-30-27	M30X1.5	M27X2		26	18.5	60.5	32	20.5
S1KH-33	M33X1.5	M33X2		30	18.5	65	41	
S1KH-36-33	M36X1.5	M33X2		33	18.5	68	41	17

注:若需配挡圈请在代号后加“DQ”，如 S1KH-30-27DQ。
Note：If you interested to order the adapter with retainer ring,please insert suffix"DQ" after our part NO,for example S1KH-30-27DQ.

S1KH9-OG

90° 弯日本公制外螺纹60° 外锥/公制外螺纹可调向柱端重系列ISO 6149-2
90° JIS METRIC MALE 60° CONE/METIRC MALE ADJUSTABLE STUD END S-SERIES ISO 6149-2

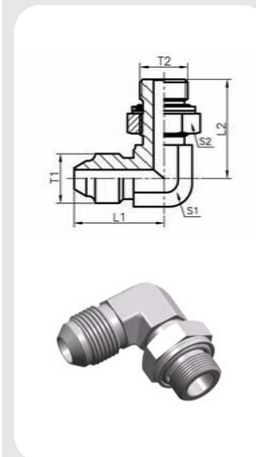

代 号 PART NO.	螺纹 THREAD T1	T2		尺寸 DIMENSIONS L1	L2	S1		工作压力 Mpa
S1KH9-14-12OG	M14X1.5	M12X1.5		26.5	31	14		34.5
S1KH9-14OG	M14X1.5	M14X1.5		26.5	31	14		
S1KH9-16-14OG	M16X1.5	M14X1.5		29.5	31	16		
S1KH9-18-14OG	M18X1.5	M14X1.5		30.8	33.5	19		
S1KH9-18-16OG	M18X1.5	M16X1.5		30.8	33.5	19		
S1KH9-18-20OG	M18X1.5	M20X1.5		30.8	41.5	19		
S1KH9-20-18OG	M20X1.5	M18X1.5		33	37.5	19		
S1KH9-22-20OG	M22X1.5	M20X1.5		35	41.5	22		
S1KH9-24-20OG	M24X1.5	M20X1.5		37	41.5	24		27.5
S1KH9-24-22OG	M24X1.5	M22X1.5		37	41.5	24		
S1KH9-30-27OG	M30X1.5	M27X2		45	48.5	30		20.5
S1KH9-33OG	M33X1.5	M33X2		50	51.5	33		
S1KH9-36-33OG	M36X1.5	M33X2		57	51.5	36		17

注:若需配挡圈请在代号后加“DQ”，如S1KEH9-22-20OGDQ
Note：If you interested to order the adapter with retainer ring,please insert suffix"DQ" after our part NO,for example S1KEH9-22-20OGDQ

E

公制

S1KT-SP

日本公制外螺纹60° 外锥/英锥管外螺纹
JIS METRIC MALE 60° CONE/BSPT MALE

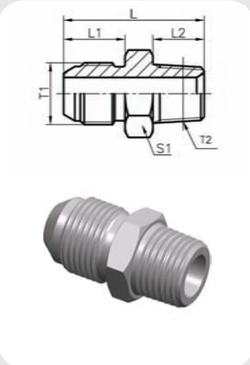

代 号 PART NO.	螺纹 THREAD T1	T2		尺寸 DIMENSIONS L1	L2	L	S1	工作压力 Mpa
S1KT-14-04SP	M14X1.5	R1/4 " X29		17	113	37.5	117	34.5
S1KT-14-06SP	M14X1.5	R3/8 " X19		17	15	38	19	
S1KT-16-06SP	M16X1.5	R3/8 " X19		18	15	39	19	
S1KT-18-06SP	M18X1.5	R3/8 " X19		18	15	39	19	
S1KT-20-06SP	M20X1.5	R3/8 " X19		20	15	43	22	
S1KT-22-06SP	M22X1.5	R3/8 " X19		20	15	43	24	
S1KT-22-08SP	M22X1.5	R1/2 " X14		20	18	48	24	
S1KT-24-08SP	M24X1.5	R1/2 " X14		21.5	18	51.5	27	27.5
S1KT-24-12SP	M24X1.5	R3/4 " X14		21.5	20	51.5	30	
S1KT-30-12SP	M30X1.5	R3/4 " X14		26	20	57	32	20.5
S1KT-33-16SP	M33X1.5	R1 " X11		30	22	66.5	36	
S1KT-36-20SP	M36X1.5	R1.1/4 " X11		33	25	72.5	46	17
S1KT-42-24SP	M42X1.5	R1.1/2 " X11		36	25	77.5	50	10.5

S4K

日本公制外螺纹60° 外锥堵头
JIS METRIC MALE 60° CONE PLUG

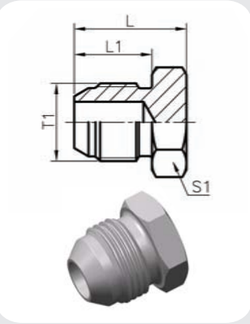

代 号 PART NO.	螺纹 THREAD T1			尺寸 DIMENSIONS L1	L	S1		工作压力 Mpa
S4K-14	M14X1.5			17	23	17		34.5
S4K-16	M16X1.5			18	24	17		
S4K-18	M18X1.5			18	25	19		
S4K-20	M20X1.5			20	28	22		
S4K-22	M22X1.5			20	28	24		
S4K-24	M24X1.5			21.5	31.5	27		27.5
S4K-30	M30X1.5			26	37	32		20.5
S4K-33	M33X1.5			30	41	36		

SAK

日本公制外螺纹 60° 外锥三通
JIS METRIC MALE 60° CONE TEE

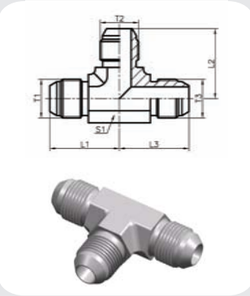

代 号 PART NO.	螺纹 THREAD T1	T2	T3	尺寸 DIMENSIONS L1	L2	L3	S1	工作压力 Mpa
SAK-14	M14X1.5	M14X1.5	M14X1.5	26.5	26.5	26.5	14	34.5
SAK-16	M16X1.5	M16X1.5	M16X1.5	29.5	29.5	29.5	16	
SAK-18	M18X1.5	M18X1.5	M18X1.5	30.8	30.8	30.8	19	
SAK-22	M22X1.5	M22X1.5	M22X1.5	35.5	35.5	35.5	22	
SAK-24	M24X1.5	M24X1.5	M24X1.5	37	37	37	22	27.5

过渡接头 ADAPTER 公制 METRIC Thread Fitting Sannke®

E

公制

S4L

公制组合垫密封堵头
METRIC MALE WITH BONDED SEALC PLUG

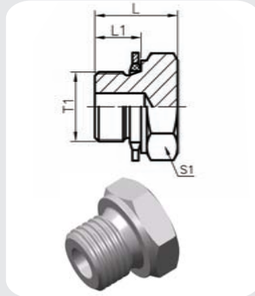

代 号 PART NO.	螺纹 THREAD T1			尺寸 DIMENSIONS L1	L	S1		工作压力 Mpa
S4L-10	M10X1			8	14	14		
S4L-12	M12X1.5			12	19	17		
S4L-14	M14X1.5			12	19	19		
S4L-16	M16X1.5			12	22	22		
S4L-18	M18X1.5			12	22	24		
S4L-22	M22X1.5			14	25	27		
S4L-27	M27X2			16	29	34		
S4L-33	M33X2			18	34	41		
S4L-42	M42X2			20	41	50		

S4MN-WD

公制外螺纹胶垫密封内六角堵头
METRIC MALE CAPTIVE SEAL HOLLOW HEX PLUG

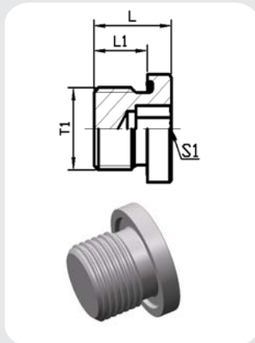

代 号 PART NO.	螺纹 THREAD T1			尺寸 DIMENSIONS L1		L	S1	工作压力 Mpa
S4MN-10WD	M10X1			8		12.3	5	50
S4MN-12WD	M12X1.5			12		17.3	6	
S4MN-14WD	M14X1.5			12		17.3	6	
S4MN-16WD	M16X1.5			12		17.3	8	40
S4MN-18WD	M18X1.5			12		17.3	8	
S4MN-20WD	M20X1.5			14		19.3	10	
S4MN-22WD	M22X1.5			14		19.3	10	25
S4MN-26WD	M26X1.5			16		21.3	12	
S4MN-27WD	M27X2			16		21.3	12	
S4MN-33WD	M33X2			16		22.8	17	
S4MN-42WD	M42X2			16		22.8	22	
S4MN-48WD	M48X2			16		22.8	24	

S4H

公制外螺纹O型圈堵头
METRIC MALE O-RING PLUG

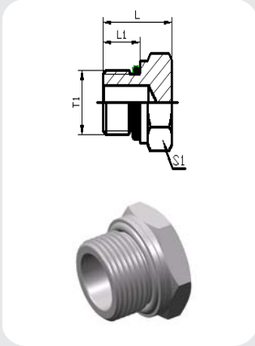

代 号 PART NO.	螺纹 THREAD T1			尺寸 DIMENSIONS L1	L	S1		工作压力 Mpa
S4H-12	M12X1.5			11	19.5	17		50
S4H-14	M14X1.5			11	19.5	19		
S4H-16	M16X1.5			12.5	23	22		42
S4H-18	M18X1.5			14	24.5	24		
S4H-22	M22X1.5			15	27.5	27		40
S4H-27	M27X2			18.5	32	32		25
S4H-33	M33X2			18.5	34.5	41		
S4H-42	M42X2			19	37	50		

注:若需配挡圈请在代号后加“DQ”，如S4H-27DQ。
Note: If you interested to order the adapter with retainer ring,please insert suffix"DQ" after our Part No, for example S4H-27DQ.

E

英制

S1S

日本英管外螺纹60° 外锥
JIS GAS MALE 60° CONE

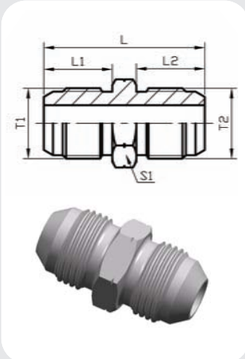

代号 PART NO.	螺纹 THREAD T1	T2		尺寸 DIMENSIONS L1	L2	L	S1	
S1S-02	G1/8 " X28	G1/8 " X28		12	12	30	14	
S1S-04	G1/4 " X19	G1/4 " X19		16	16	38	17	
S1S-06	G3/8 " X19	G3/8 " X19		18	18	42	19	
S1S-08	G1/2 " X14	G1/2 " X14		20	20	48	22	
S1S-12	G3/4 " X14	G3/4 " X14		22	22	54	30	
S1S-16	G1 " X11	G1 " X11		24	24	59	36	
S1S-20	G1.1/4 " X11	G1.1/4 " X11		27	27	67	46	
S1S-24	G1.1/2 " X11	G1.1/2 " X11		27	27	69	50	
S1S-32	G2 " X11	G2 " X11		30	30	77	65	

S1ST-SP

日本英管外螺纹60° 外锥/英锥管外螺纹60° 内锥
JIS GAS MALE 60° SEAT/BSPT MALE 60° SEAT

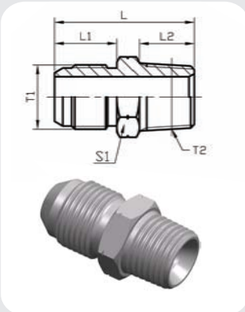

代号 PART NO.	螺纹 THREAD T1	T2		尺寸 DIMENSIONS L1	L2	L	S1	
S1ST-02SP	G1/8 " X28	R1/8 " X28		12	10	28	14	
S1ST-04SP	G1/4 " X19	R1/4 " X19		16	14.5	36.5	17	
S1ST-06SP	G3/8 " X19	R3/8 " X19		18	15	39	19	
S1ST-08SP	G1/2 " X14	R1/2 " X14		20	20	48	24	
S1ST-12SP	G3/4 " X14	R3/4 " X14		22	20	53	30	
S1ST-16SP	G1 " X11	R1 " X11		24	25.5	62.5	41	
S1ST-20SP	G1.1/4 " X11	R1.1/4 " X11		27	26.5	66	46	
S1ST-24SP	G1.1/2 " X11	R1.1/2 " X11		27	26.5	67.5	50	
S1ST-32SP	G2 " X11	R2 " X11		30	30	77	65	

S1ST4-SP

45° 弯日本英管外螺纹60° 外锥/英锥管外螺纹60° 内锥
45° ELBOW JIS GAS MALE 60° CONE/BSPT MALE 60° SEAT

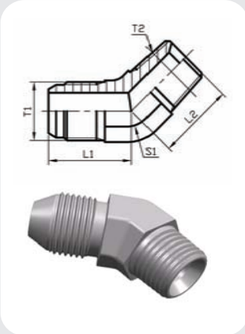

代号 PART NO.	螺纹 THREAD T1	T2		尺寸 DIMENSIONS L1	L2	S1		
S1ST4-02SP	G1/8 " X28	R1/8 " X28		19	17	11		
S1ST4-04SP	G1/4 " X19	R1/4 " X19		22	19	14		
S1ST4-06SP	G3/8 " X19	R3/8 " X19		25	22	16		
S1ST4-08SP	G1/2 " X14	R1/2 " X14		28	26	22		
S1ST4-12SP	G3/4 " X14	R3/4 " X14		32	30	27		
S1ST4-16SP	G1 " X11	R1 " X11		36	34	33		
S1ST4-20SP	G1.1/4 " X11	R1.1/4 " X11		42	40	41		
S1ST4-24SP	G1.1/2 " X11	R1.1/2 " X11		43	41	48		
S1ST4-32SP	G2 " X11	R2 " X11		54	50	63		

E

英制

S1ST9-SP

90° 弯日本英管外螺纹60° 外锥/英锥管外螺纹60° 内锥
90° ELBOW JIS GAS MALE 60° CONE/BSPT MALE 60° SEAT

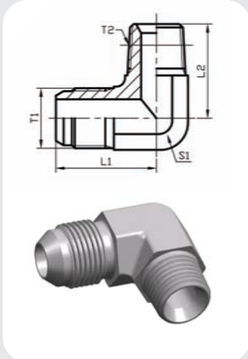

代号 PART NO.	螺纹 THREAD T1	T2		尺寸 DIMENSIONS L1	L2	S1		
S1ST9-02SP	G1/8 " X28	R1/8 " X28		21.8	21	11		
S1ST9-04SP	G1/4 " X19	R1/4 " X19		25	26	14		
S1ST9-06SP	G3/8 " X19	R3/8 " X19		28	30	16		
S1ST9-08SP	G1/2 " X14	R1/2 " X14		32	36	22		
S1ST9-12SP	G3/4 " X14	R3/4 " X14		37	43	27		
S1ST9-16SP	G1 " X11	R1 " X11		42	50	33		
S1ST9-20SP	G1.1/4 " X11	R1.1/4 " X11		50	58	41		
S1ST9-24SP	G1.1/2 " X11	R1.1/2 " X11		52	63	48		
S1ST9-32SP	G2 " X11	R2 " X11		63	75	63		

S1B

英管外螺纹60° 内锥
BSP MALE 60° SEAT

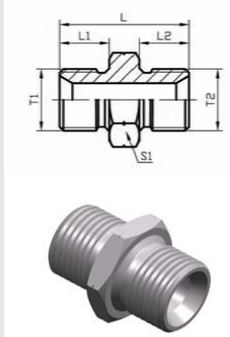

代号 PART NO.	螺纹 THREAD T1	T2		尺寸 DIMENSIONS L1	L2	L	S1	
S1B-02	G1/8"X28	G1/8"X28		10	10	26	14	
S1B-02-04	G1/8"X28	G1/4"X19		10	12	28	19	
S1B-04	G1/4"X19	G1/4"X19		12	12	30	19	
S1B-04-06	G1/4"X19	G3/8"X19		12	13.5	33.5	22	
S1B-04-08	G1/4"X19	G1/2"X14		12	16	38	27	
S1B-06	G3/8"X19	G3/8"X19		13.5	13.5	35	22	
S1B-06-08	G3/8"X19	G1/2"X14		13.5	16	39.5	27	
S1B-08	G1/2"X14	G1/2"X14		16	16	42	27	
S1B-08-10	G1/2"X14	G5/8"X14		16	17.5	43.5	30	
S1B-10	G5/8"X14	G5/8"X14		17.5	17.5	45	30	
S1B-10-12	G5/8"X14	G3/4"X14		17.5	18.5	47	32	
S1B-12	G3/4"X14	G3/4"X14		18.5	18.5	48	32	
S1B-12-16	G3/4"X14	G1"X11		18.5	20.5	52.5	41	
S1B-12-20	G3/4"X14	G1.1/4"X11		18.5	20.5	53.5	50	
S1B-16	G1"X11	G1"X11		20.5	20.5	53.5	41	
S1B-16-20	G1"X11	G1.1/4"X11		20.5	20.5	58	50	
S1B-16-24	G1"X11	G1.1/2"X11		20.5	23	60.5	55	
S1B-20	G1.1/4"X11	G1.1/4"X11		20.5	20.5	58	50	
S1B-20-24	G1.1/4"X11	G1.1/2"X11		20.5	23	60.5	55	
S1B-24	G1.1/2"X11	G1.1/2"X11		23	23	63	55	
S1B-24-32	G1.1/2"X11	G2"X11		23	25.5	66.5	70	
S1B-32	G2"X11	G2"X11		25.5	25.5	69	70	

E

英制

S1B4

45° 弯英管外螺纹60° 内锥
45° ELBOW BSP MALE 60° SEAT

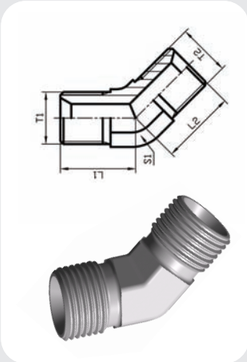

代号 PART NO.	螺纹 THREAD T1	T2		尺寸 DIMENSIONS L1	L2	S1		
S1B4-02	G1/8"X28	G1/8"X28		17	17	11		
S1B4-04	G1/4"X19	G1/4"X19		21	21	14		
S1B4-06	G3/8"X19	G3/8"X19		24	24	16		
S1B4-08	G1/2"X14	G1/2"X14		27	27	22		
S1B4-10	G5/8"X14	G5/8"X14		30	30	22		
S1B4-12	G3/4"X14	G3/4"X14		32	32	27		
S1B4-16	G1"X11	G1"X11		35	35	33		
S1B4-20	G1.1/4"X11	G1.1/4"X11		37	37	41		
S1B4-24	G1.1/2"X11	G1.1/2"X11		46	46	48		
S1B4-32	G2"X11	G2"X11		57	57	63		

S1B9

90° 弯英管外螺纹60° 内锥
90° ELBOW BSP MALE 60° SEAT

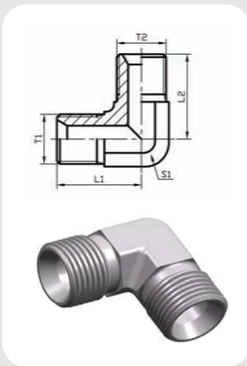

代号 PART NO.	螺纹 THREAD T1	T2		尺寸 DIMENSIONS L1	L2	S1		
S1B9-02	G1/8"X28	G1/8"X28		19.8	19.8	11		
S1B9-04	G1/4"X19	G1/4"X19		24.5	24.5	14		
S1B9-06	G3/8"X19	G3/8"X19		27.5	27.5	16		
S1B9-08	G1/2"X14	G1/2"X14		34.5	34.5	22		
S1B9-10	G5/8"X14	G5/8"X14		38	38	22		
S1B9-12	G3/4"X14	G3/4"X14		40	40	27		
S1B9-16	G1"X11	G1"X11		46	46	33		
S1B9-20	G1.1/4"X11	G1.1/4"X11		50.5	50.5	41		
S1B9-24	G1.1/2"X11	G1.1/2"X11		57.5	57.5	48		

E

英制

S2B

英管外螺纹60° 内锥/英管内螺纹60° 外锥
BSP MALE 60° SEAT/BSP FEMALE 60° CONE

代号 PART NO.	螺纹 THREAD T1	T2		尺寸 DIMENSIONS L1	L	S1	S2	
S2B-04	G1/4"X19	G1/4"X19		12	29	19	19	
S2B-04-06	G1/4"X19	G3/8"X19		12	30.5	19	22	
S2B-04-08	G1/4"X19	G1/2"X14		12	32	19	27	
S2B-06	G3/8"X19	G3/8"X19		13.5	34	22	22	
S2B-06-04	G3/8"X19	G1/4"X19		13.5	32.5	22	19	
S2B-06-08	G3/8"X19	G1/2"X14		13.5	35.5	22	27	
S2B-08	G1/2"X14	G1/2"X14		16	40	27	27	
S2B-08-06	G1/2"X14	G3/8"X19		16	38.5	27	22	
S2B-08-12	G1/2"X14	G3/4"X14		16	41	27	32	
S2B-12	G3/4"X14	G3/4"X14		18.5	44.5	32	32	
S2B-12-08	G3/4"X14	G1/2"X14		18.5	43.5	32	27	
S2B-12-16	G3/4"X14	G1"X11		18.5	46	32	41	
S2B-16	G1"X11	G1"X11		20.5	50	41	41	
S2B-16-12	G1"X11	G3/4"X14		20.5	49	41	32	
S2B-16-20	G1"X11	G1.1/4"X11		20.5	53	41	50	
S2B-20	G1.1/4"X11	G1.1/4"X11		20.5	55	50	50	

S2B4

45° 英管外螺纹60° 内锥/英管内螺纹60° 外锥
45° ELBOW BSP MALE 60° SEAT/BSP FEMALE 60° CONE

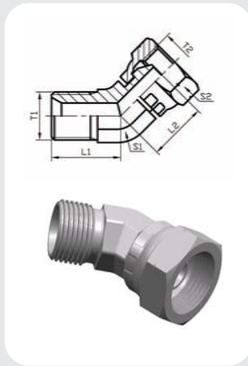

代号 PART NO.	螺纹 THREAD T1	T2		尺寸 DIMENSIONS L1	L2	S1	S2	
S2B4-04	G1/4"X19	G1/4"X19		21	15.5	14	19	
S2B4-04-06	G1/4"X19	G3/8"X19		21	18.5	14	22	
S2B4-06	G3/8"X19	G3/8"X19		24	18.5	16	22	
S2B4-06-04	G3/8"X19	G1/4"X19		24	15.5	16	19	
S2B4-08	G1/2"X14	G1/2"X14		27	22	22	27	
S2B4-08-06	G1/2"X14	G3/8"X19		27	20.5	22	22	
S2B4-10	G5/8"X14	G5/8"X14		30	23	22	30	
S2B4-10-08	G5/8"X14	G1/2"X14		30	22	22	27	
S2B4-12	G3/4"X14	G3/4"X14		32	24.5	27	32	
S2B4-16	G1"X11	G1"X11		35	27.5	33	41	
S2B4-20	G1.1/4"X11	G1.1/4"X11		38.5	34.5	41	50	
S2B4-24	G1.1/2"X11	G1.1/2"X11		45	37.5	48	55	
S2B4-32	G2"X11	G2"X11		51	54.3	63	70	

E

S2B9

90° 弯英管外螺纹60° 内锥/英管内螺纹60° 外锥
90° ELBOW BSP MALE 60° SEAT/BSP FEMALE 60° CONE

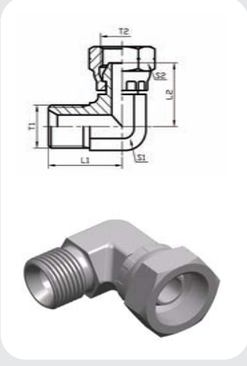

代号 PART NO.	螺纹 THREAD T1	T2		尺寸 DIMENSIONS L1	L2	S1	S2	
S2B9-02	G1/8"X28	G1/8"X28		19.8	17.9	11	14	
S2B9-04	G1/4"X19	G1/4"X19		24.5	25.7	14	19	
S2B9-06	G3/8"X19	G3/8"X19		27.5	29.6	16	22	
S2B9-08	G1/2"X14	G1/2"X14		34.5	33.8	22	27	
S2B9-10	G5/8"X14	G5/8"X14		35	32.1	22	30	
S2B9-12	G3/4"X14	G3/4"X14		40	36.3	27	32	
S2B9-16	G1"X11	G1"X11		46	42.7	33	41	

英制

S3B

英管内螺纹60° 外锥
BSP FEMALE 60° CONE

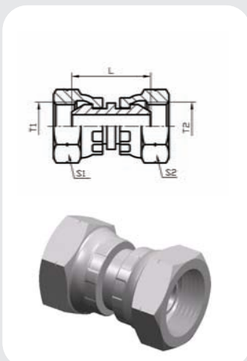

代号 PART NO.	螺纹 THREAD T1	T2		尺寸 DIMENSIONS L	S1	S2		
S3B-04	G1/4"X19	G1/4"X19		25	19	19		
S3B-04-06	G1/4"X19	G3/8"X19		26.5	19	22		
S3B-04-08	G1/4"X19	G1/2"X14		28.5	19	27		
S3B-06	G3/8"X19	G3/8"X19		27	22	22		
S3B-06-08	G3/8"X19	G1/2"X14		29.5	22	27		
S3B-08	G1/2"X14	G1/2"X14		31	27	27		
S3B-08-12	G1/2"X14	G3/4"X14		32.5	27	32		
S3B-10	G5/8"X14	G5/8"X14		31.5	30	30		
S3B-12	G3/4"X14	G3/4"X14		33.5	32	32		
S3B-16	G1"X11	G1"X11		36.5	41	41		
S3B-20	G1.1/4"X11	G1.1/4"X11		40	50	50		
S3B-24	G1.1/2"X11	G1.1/2"X11		42	55	55		

E

S1BG

英制外螺纹60° 内锥/英管外螺纹O型圈
BSP MALE 60° SEAT/BSP MALE O-RING

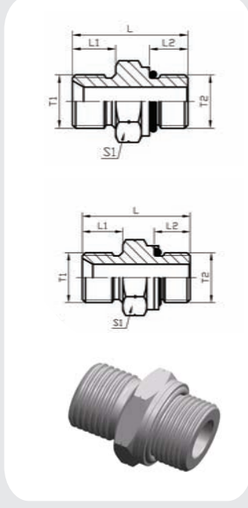

代号 PART NO.	螺纹 THREAD T1	T2		尺寸 DIMENSIONS L1	L2	L	S2	
S1BG-02	G1/8"X28	G1/8"X28		10	9.5	27	14	
S1BG-04	G1/4"X19	G1/4"X19		12	11	31	19	
S1BG-04-06	G1/4"X19	G3/8"X19		12	11.5	32	22	
S1BG-06	G3/8"X19	G3/8"X19		13.5	11.5	33	22	
S1BG-06-04	G3/8"X19	G1/4"X19		13.5	11	32.5	22	
S1BG-06-08	G3/8"X19	G1/2"X14		13.5	14	38.5	27	
S1BG-08	G1/2"X14	G1/2"X14		16	14	41	27	
S1BG-08-06	G1/2"X14	G3/8"X19		16	11.5	36	27	
S1BG-08-12	G1/2"X14	G3/4"X14		16	15.5	45.5	32	
S1BG-10-08	G5/8"X14	G1/2"X14		17.5	14	44.5	30	
S1BG-12	G3/4"X14	G3/4"X14		18.5	15	46	32	
S1BG-12-08	G3/4"X14	G1/2"X14		18.5	14	45.5	32	
S1BG-16	G1"X11	G1"X11		20.5	18	53	41	
S1BG-16-12	G1"X11	G3/4"X14		20.5	15.5	52	41	
S1BG-20	G1.1/4"X11	G1.1/4"X11		20.5	20	58.5	50	
S1BG-24	G1.1/2"X11	G1.1/2"X11		23	21.5	62.5	55	

注:若需配挡圈请在代号后加“DQ”，如S1BG-16-12DQ。
Note：If you interested to order the adapter with retainer ring,please insert suffix"DQ" after our Part No, for example S1BG-16-12DQ.

英制

S1BG4-OG

45° 弯英管外螺纹60° 内锥/英管外螺纹O形圈可调向柱端
45° ELBOW BSP MALE 60° SAET/BSP MALE O-RING ADJUSTABLE STUD END

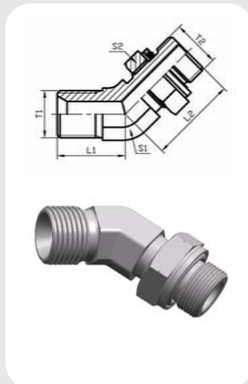

代号 PART NO.	螺纹 THREAD T1	T2		尺寸 DIMENSIONS L1	L2	S1	S2	
S1BG4-04OG	G1/4"X19	G1/4"X19		22	28	14	19	
S1BG4-04-06OG	G1/4"X19	G3/8"X19		21	30	16	22	
S1BG4-04-08OG	G1/4"X19	G1/2"X14		22.5	36	22	27	
S1BG4-06OG	G3/8"X19	G3/8"X19		21	30	16	22	
S1BG4-06-08OG	G3/8"X19	G1/2"X14		23.5	36	22	27	
S1BG4-08OG	G1/2"X14	G1/2"X14		27	36	22	27	
S1BG4-12OG	G3/4"X14	G3/4"X14		32	42	27	32	
S1BG4-12-16OG	G3/4"X14	G1"X11		32.5	44	33	41	
S1BG4-16OG	G1"X11	G1"X11		34	44	33	41	
S1BG4-20OG	G1.1/4"X11	G1.1/4"X11		38.5	47.5	41	50	
S1BG4-24OG	G1.1/2"X11	G1.1/2"X11		44	51.5	48	55	

注:若需配挡圈请在代号后加“DQ”，如S1BG4-04OGDQ。
Note：If you interested to order the adapter with retainer ring,please insert suffix"DQ" after our Part No, for example S1BG4-04OGDQ.

E

S1BG9-OG

90°弯英管外螺纹60° 内锥/英管外螺纹O形圈可调向柱端
90° ELBOW BSP MALE 60° SAET/BSP MALE O-RING ADJUSTABLE STUD END

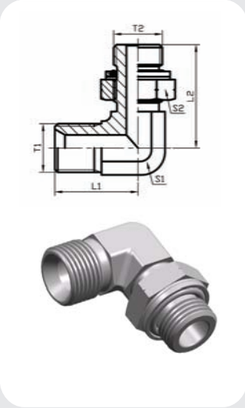

代号 PART NO.	螺纹 THREAD T1	T2		尺寸 DIMENSIONS L1	L2	S1	S2	
S1BG9-04OG	G1/4"X19	G1/4"X19		25	31.5	14	19	
S1BG9-04-06OG	G1/4"X19	G3/8"X19		26.5	36.8	16	22	
S1BG9-06OG	G3/8"X19	G3/8"X19		28	36.8	16	22	
S1BG9-06-08OG	G3/8"X19	G1/2"X14		31	43.2	22	27	
S1BG9-08OG	G1/2"X14	G1/2"X14		34.5	43.2	22	27	
S1BG9-08-12OG	G1/2"X14	G3/4"X14		40	49.3	27	32	
S1BG9-12OG	G3/4"X14	G3/4"X14		40	49.3	27	32	
S1BG9-12-16OG	G3/4"X14	G1"X11		45	53	33	41	
S1BG9-16OG	G1"X11	G1"X11		46	53	33	41	
S1BG9-20-16OG	G1.1/4"X11	G1"X11		50.5	58	41	41	
S1BG9-20OG	G1.1/4"X11	G1.1/4"X11		51.5	58	41	50	
S1BG9-24OG	G1.1/2"X11	G1.1/2"X11		58.5	63	48	55	

注:若需配挡圈请在代号后加“DQ”，如S1BG9-16OGDQ。
Note：If you interested to order the adapter with retainer ring,please insert suffix"DQ" after our Part No, for example S1BG9-16OGDQ.

英制

S1B-WD

英管外螺纹60° 内锥/英管外螺纹胶垫密封
BSP MALE 60° SEAT/BSP MALE CAPTIVE SEAL

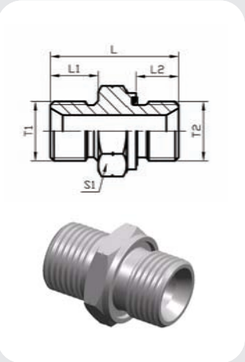

代号 PART NO.	螺纹 THREAD T1	T2		尺寸 DIMENSIONS L	L1	L2	S1	
S1B-02WD	G1/8"X28	G1/8"X28		25.5	10	8	14	
S1B-04WD	G1/4"X19	G1/4"X19		32	12	12	19	
S1B-06WD	G3/8"X19	G3/8"X19		34	13.5	12	22	
S1B-08WD	G1/2"X14	G1/2"X14		43	16	14	27	
S1B-12WD	G3/4"X14	G3/4"X14		46.5	18.5	16	32	
S1B-16WD	G1"X11	G1"X11		54.5	20.5	18	41	
S1B-20WD	G1.1/4"X11	G1.1/4"X11		58.5	20.5	20	50	
S1B-24WD	G1.1/2"X11	G1.1/2"X11		63	23	22	55	
S1B-32WD	G2"X11	G2"X11		66.5	25.5	22	75	

过渡接头 ADAPTER 英制 BSP And BSPT Thread Fitting Sannke®

E

S1BT-SP

英管外螺纹60° 内锥/英锥管外螺纹60° 内锥
BSP MALE 60° SEAT/BSPT MALE 60° SEAT

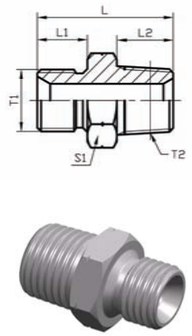

A 类

代号 PART NO.	螺纹 THREAD T1	T2		尺寸 DIMENSIONS L	L1	L2	S1	
S1BT-02SP	G1/8 " X28	R1/8 " X28		26	10	10	14	
S1BT-02-04SP	G1/8 " X28	R1/4 " X19		30.5	10	14.5	14	
S1BT-04SP	G1/4 " X19	R1/4 " X19		32	12	14.5	19	
S1BT-04-02SP	G1/4 " X19	R1/8 " X28		28.5	12	10	19	
S1BT-04-06SP	G1/4 " X19	R3/8 " X19		32	12	15	19	
S1BT-06SP	G3/8 " X19	R3/8 " X19		35.5	13.5	15	22	
S1BT-06-04SP	G3/8 " X19	R1/4 " X19		35.5	13.5	14.5	22	
S1BT-06-08SP	G3/8 " X19	R1/2 " X14		40.5	13.5	20	24	
S1BT-08SP	G1/2 " X14	R1/2 " X14		45	16	20	27	
S1BT-08-06SP	G1/2 " X14	R3/8 " X19		40	16	15	27	
S1BT-08-12SP	G1/2 " X14	R3/4 " X14		45	16	20	30	
S1BT-10-08SP	G5/8 " X14	R1/2 " X14		46.5	17.5	20	30	
S1BT-10-12SP	G5/8 " X14	R3/4 " X14		46.5	17.5	20	30	
S1BT-12SP	G3/4 " X14	R3/4 " X14		48.5	18.5	20	32	
S1BT-12-08SP	G3/4 " X14	R1/2 " X14		49.5	18.5	20	32	
S1BT-12-16SP	G3/4 " X14	R1 " X11		53.5	18.5	25.5	36	
S1BT-16SP	G1 " X11	R1 " X11		58	20.5	25.5	41	
S1BT-16-12SP	G1 " X11	R3/4 " X14		53	20.5	20	41	
S1BT-16-20SP	G1 " X11	R1.1/4 " X11		60	20.5	26.5	46	
S1BT-20SP	G1.1/4 " X11	R1.1/4 " X11		65	20.5	26.5	50	
S1BT-20-16SP	G1.1/4 " X11	R1 " X11		61	20.5	25.5	50	
S1BT-20-24SP	G1.1/4 " X11	R1.1/2 " X11		62	20.5	26.5	50	
S1BT-24SP	G1.1/2 " X11	R1.1/2 " X11		71	23	25	55	
S1BT-24-20SP	G1.1/2 " X11	R1.1/4 " X11		64.5	23	26.5	55	
S1BT-24-32SP	G1.1/2 " X11	R2 " X11		70	23	30	65	
S1BT-32SP	G2 " X11	R2 " X11		72.5	25.5	30	70	
S1BT-32-24SP	G2 " X11	R1.1/2 " X11		68.5	25.5	26.5	70	

英制

E

S1BT4-SP

45° 英管外螺纹60° 内锥/英管外螺纹60° 内锥
45° ELBOW BSP MALE 60° SEAT/BSPT MALE 60° SEAT

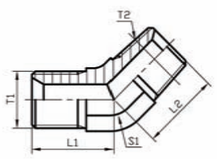

代号 PART NO.	螺纹 THREAD T1	T2		尺寸 DIMENSIONS L1	L2	S1		
S1BT4-02SP	G1/8 " X28	R1/8 " X28		17	17	11		
S1BT4-04SP	G1/4 " X19	R1/4 " X19		20.3	21	14		
S1BT4-04-06SP	G1/4 " X19	R3/8 " X19		20.5	23	16		
S1BT4-06SP	G3/8 " X19	R3/8 " X19		22	23	16		
S1BT4-06-04SP	G3/8 " X19	R1/4 " X19		22	21	16		
S1BT4-06-08SP	G3/8 " X19	R1/2 " X14		24	29.5	22		
S1BT4-08SP	G1/2 " X14	R1/2 " X14		27	29.5	22		
S1BT4-08-06SP	G1/2 " X14	R3/8 " X19		27	25	22		
S1BT4-08-12SP	G1/2 " X14	R3/4 " X14		28.5	30.5	27		
S1BT4-10-08SP	G5/8 " X14	R1/2 " X14		28.5	29.5	22		
S1BT4-10-12SP	G5/8 " X14	R3/4 " X14		29	30.5	27		
S1BT4-12SP	G3/4 " X14	R3/4 " X14		31	30.5	27		
S1BT4-12-08SP	G3/4 " X14	R1/2 " X14		31	30.5	27		
S1BT4-12-16SP	G3/4 " X14	R1 " X11		32.5	38	33		
S1BT4-16SP	G1 " X11	R1 " X11		35	38	33		
S1BT4-16-12SP	G1 " X11	R3/4 " X14		35	32.5	33		
S1BT4-16-20SP	G1 " X11	R1.1/4 " X11		38.5	43	41		
S1BT4-20SP	G1.1/4 " X11	R1.1/4 " X11		38.5	43	41		
S1BT4-20-16SP	G1.1/4 " X11	R1 " X11		38.5	42	41		
S1BT4-20-24SP	G1.1/4 " X11	R1.1/2 " X11		41.5	47.5	48		
S1BT4-24SP	G1.1/2 " X11	R1.1/2 " X11		39	47.5	47		
S1BT4-24-20SP	G1.1/2 " X11	R1.1/4 " X11		44	45.5	48		
S1BT4-24-32SP	G1.1/2 " X11	R2 " X11		51	53	63		
S1BT4-32SP	G2 " X11	R2 " X11		51	53	63		
S1BT4-32-24SP	G2 " X11	R1.1/2 " X11		51	52	63		

英制

E

S1BT9-SP

90° 英管外螺纹60° 内锥/英管外螺纹60° 内锥
90° ELBOW BSP MALE 60° SEAT/BSPT MALE 60° SEAT

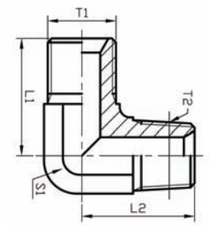

A 类

代号 PART NO.	螺纹 THREAD T1	T2		尺寸 DIMENSIONS L1	L2	S1		
S1BT9-02SP	G1/8 " X28	R1/8 " X28		20	21	11		
S1BT9-02-04SP	G1/8 " X28	R1/4 " X19		22.3	25.5	14		
S1BT9-04SP	G1/4 " X19	R1/4 " X19		24.5	25.5	14		
S1BT9-04-02SP	G1/4 " X19	R1/8 " X28		25	23.5	14		
S1BT9-04-06SP	G1/4 " X19	R3/8 " X19		25	28.5	16		
S1BT9-06SP	G3/8 " X19	R3/8 " X19		27.5	28.5	16		
S1BT9-06-04SP	G3/8 " X19	R1/4 " X19		27.5	26.5	16		
S1BT9-06-08SP	G3/8 " X19	R1/2 " X14		31	36	22		
S1BT9-08SP	G1/2 " X14	R1/2 " X14		34.5	36	22		
S1BT9-08-06SP	G1/2 " X14	R3/8 " X19		34.5	32.5	22		
S1BT9-08-12SP	G1/2 " X14	R3/4 " X14		37.5	43.5	27		
S1BT9-10-08SP	G5/8 " X14	R1/2 " X14		35	36	22		
S1BT9-10-12SP	G5/8 " X14	R3/4 " X14		39	43.5	27		
S1BT9-12SP	G3/4 " X14	R3/4 " X14		40	43	27		
S1BT9-12-08SP	G3/4 " X14	R1/2 " X14		40	39.5	27		
S1BT9-12-16SP	G3/4 " X14	R1 " X11		43.5	50	33		
S1BT9-16SP	G1 " X11	R1 " X11		46	50	33		
S1BT9-16-12SP	G1 " X11	R3/4 " X14		46	47.5	33		
S1BT9-16-20SP	G1 " X11	R1.1/4 " X11		50.5	56.5	41		
S1BT9-20SP	G1.1/4 " X11	R1.1/4 " X11		52	59	41		
S1BT9-20-16SP	G1.1/4 " X11	R1 " X11		52	56.5	41		
S1BT9-20-24SP	G1.1/4 " X11	R1.1/2 " X11		54.5	62.5	48		
S1BT9-24SP	G1.1/2 " X11	R1.1/2 " X11		57.5	62	48		
S1BT9-24-20SP	G1.1/2 " X11	R1.1/4 " X11		57.5	61	48		

英制

S5B

英管外螺纹60° 内锥或六角端面组合垫密封/英管内螺纹ISO 1179
BSP MALE DOUBLE USE FOR 60° SEAT OR BONDED SEAL/BSP FEMALE ISO 1179

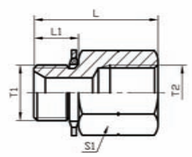

代号 PART NO.	螺纹 THREAD T1	T2		尺寸 DIMENSIONS L	L1	S1		
S5B-02-04	G1/8 " X28	G1/4 " X19		29	11	19		
S5B-04-02	G1/4 " X19	G1/8 " X28		28	12	19		
S5B-04	G1/4 " X19	G1/4 " X19		33	12	19		
S5B-04-06	G1/4 " X19	G3/8 " X19		36	12	22		
S5B-06-04	G3/8 " X19	G1/4 " X19		33.5	13.5	22		
S5B-06	G3/8 " X19	G3/8 " X19		37.5	13.5	22		
S5B-06-08	G3/8 " X19	G1/2 " X14		42.5	13.5	27		
S5B-08-06	G1/2 " X14	G3/8 " X19		38	16	27		
S5B-08	G1/2 " X14	G1/2 " X14		45	16	27		
S5B-08-10	G1/2 " X14	G5/8 " X14		46	16	30		
S5B-08-12	G1/2 " X14	G3/4 " X14		44.5	16	36		
S5B-10-08	G5/8 " X14	G1/2 " X14		41.5	16	30		
S5B-12-08	G3/4 " X14	G1/2 " X14		44.5	18.5	32		
S5B-12	G3/4 " X14	G3/4 " X14		48	18.5	36		
S5B-12-16	G3/4 " X14	G1 " X11		53.5	18.5	41		
S5B-16-12	G1 " X11	G3/4 " X14		47.5	20.5	41		
S5B-16	G1 " X11	G1 " X11		55.5	20.5	41		
S5B-16-20	G1 " X11	G1.1/4 " X11		56.5	20.5	50		
S5B-20-16	G1.1/4 " X11	G1 " X11		49	20.5	50		
S5B-20	G1.1/4 " X11	G1.1/4 " X11		52.5	20.5	50		
S5B-20-24	G1.1/4 " X11	G1.1/2 " 11		57.5	20.5	55		
S5B-24	G1.1/2 " 11	G1.1/2 " 11		58	23	55		
S5B-32-24	G2 " X11	G1.1/2 " 11		59.5	26	70		
S5B-32	G2 " X11	G2 " X11		63	26	70		

S5B-WD

英管外螺纹胶垫密封/英管内螺纹 ISO 1179
BSP MALE CAPTIVE SEAL/BSP FEMALE ISO 1179

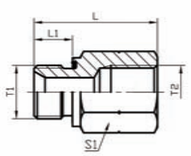

代号 PART NO.	螺纹 THREAD T1	T2		尺寸 DIMENSIONS L	L1	S1		
S5B-02-04WD	G1/8 " X28	G1/4 " X19		30.5	8	19		
S5B-02-06WD	G1/8 " X28	G3/8 " X19		33.5	8	22		
S5B-04-02WD	G1/4 " X19	G1/8 " X28		31.5	12	19		
S5B-04-06WD	G1/4 " X19	G3/8 " X19		37	12	22		
S5B-04-08WD	G1/4 " X19	G1/2 " X14		43	12	27		
S5B-06-02WD	G3/8 " X19	G1/8 " X28		35.5	12	22		
S5B-06-04WD	G3/8 " X19	G1/4 " X19		37.5	12	22		
S5B-06-08WD	G3/8 " X19	G1/2 " X14		43.5	12	27		
S5B-08-04WD	G1/2 " X14	G1/4 " X19		38	14	27		
S5B-08-06WD	G1/2 " X14	G3/8 " X19		41	14	27		
S5B-08-12WD	G1/2 " X14	G3/4 " X14		46	14	36		
S5B-12-08WD	G3/4 " X14	G1/2 " X14		47.5	16	32		
S5B-12-16WD	G3/4 " X14	G1 " X11		53.5	16	41		
S5B-12-20WD	G3/4 " X14	G1.1/4 " X11		54.5	16	50		
S5B-16-12WD	G1 " X11	G3/4 " X14		50.5	18	41		
S5B-16-20WD	G1 " X11	G1.1/4 " X11		56.5	18	50		
S5B-20-16WD	G1.1/4 " X11	G1 " X11		57.5	20	50		
S5B-20-24WD	G1.1/4 " X11	G1.1/2 " X11		59.5	20	55		
S5B-20-32WD	G1.1/4 " X11	G2 " X11		64	20	70		
S5B-24-16WD	G1.1/2 " X11	G1 " X11		59.5	22	55		
S5B-24-20WD	G1.1/2 " X11	G1.1/4 " X11		60	22	55		
S5B-24-32WD	G1.1/2 " X11	G2 " X11		66	22	70		

过渡接头 ADAPTER 英制 BSP And BSPT Thread Fitting Sannke®

S5BT

英管外螺纹60° 内锥或六角端面组合垫密封/英锥管内螺纹
BSP MALE DOUBLE USE FOR 60° SEAT OR BONDED SEAL/BSPT FEMALE

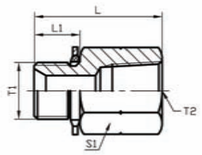

代号 PART NO.	螺纹 THREAD T1	T2		尺寸 DIMENSIONS L	L1	S1		
S5BT-04-02	G1/4 " X19	Rc1/8 " X28		28	12	19		
S5BT-04	G1/4 " X19	Rc1/4 " X19		33.5	12	19		
S5BT-04-06	G1/4 " X19	Rc3/8 " X19		34	12	22		
S5BT-04-08	G1/4 " X19	Rc1/2 " X14		41	12	27		
S5BT-06-04	G3/8 " X19	Rc1/4 " X19		35	13.5	22		
S5BT-06	G3/8 " X19	Rc3/8 " X19		34	13.5	22		
S5BT-08-06	G1/2 " X14	Rc3/8 " X19		39.5	16	27		
S5BT-08	G1/2 " X14	Rc1/2 " X14		45	16	27		
S5BT-10-08	G5/8 " X14	Rc1/2 " X14		43.5	17.5	30		
S5BT-12-08	G3/4 " X14	Rc1/2 " X14		47.5	18.5	32		
S5BT-12	G3/4 " X14	Rc3/4 " X14		49	18.5	36		
S5BT-16-12	G1 " X11	Rc3/4 " X14		47.5	20.5	41		
S5BT-16	G1 " X11	Rc1 " X11		57	20.5	41		
S5BT-20	G1.1/4 " X11	Rc1.1/4 " X11		58.5	20.5	50		
S5BT-24	G1.1/2 " X11	Rc1.1/2 " X11		61	23	55		

S5BN

英管外螺纹60° 内锥或六角端面用组合垫密封/ 美制布锥管内螺纹
BSP MALE DOUBLE USE FOR 60° SEAT OR BONDED SEAL/ NPT FEMALE

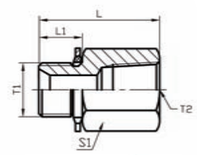

代号 PART NO.	螺纹 THREAD T1	T2		尺寸 DIMENSIONS L1	L	S1		
S5BN-04	G1/4 " X19	NPT1/4 " X18		12	31	19		
S5BN-06	G3/8 " X19	NPT3/8 " X18		13.5	33	22		
S5BN-08	G1/2 " X14	NPT1/2 " X14		16	42	30		
S5BN-12	G3/4 " X14	NPT3/4 " X14		18.5	44.5	36		
S5BN-16	G1 " X11	NPT1 " X11.5		20.5	52	41		
S5BN-20	G1.1/4 " X11	NPT1.1/4 " X11.5		20.5	55	50		
S5BN-24	G1.1/2 " X11	NPT1.1/2 " X11.5		23	60	60		
S5BN-32	G2 " X11	NPT2 " X11.5		25.5	62	70		

S5GB

英管外螺纹O型圈/英管内螺纹 ISO 1179
BSP MALE O-RING/BSP FEMALE ISO 1179

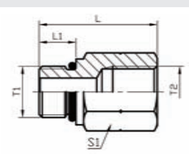

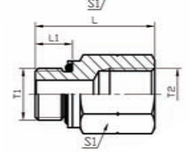

代号 PART NO.	螺纹 THREAD T1	T2		尺寸 DIMENSIONS L	L1	S1		
S5GB-04	G1/4 " X19	G1/4 " X19		32	11	19		
S5GB-04-06	G1/4 " X19	G3/8 " X19		35	11	22		
S5GB-06	G3/8 " X19	G3/8 " X19		36	11.5	22		
S5GB-06-08	G3/8 " X19	G1/2 " X14		41	11.5	27		
S5GB-08	G1/2 " X14	G1/2 " X14		41	14	27		
S5GB-08-12	G1/2 " X14	G3/4 " X14		46	14	36		
S5GB-12	G3/4 " X14	G3/4 " X14		46	15.5	36		
S5GB-12-16	G3/4 " X14	G1 " X11		50	15.5	41		
S5GB-16-12	G1 " X11	G3/4 " X14		47	18	41		
S5GB-16	G1 " X11	G1 " X11		52.5	18	41		

注:若需配挡圈请在代号后加“DQ”，如S5GB-16DQ。
Note: If you interested to order the adapter with retainer ring,please insert suffix"DQ" after our Part No, for example S5GB-16DQ.

E

S6B-LN

英管外螺纹60° 内锥过板接头
BSP MALE 60° SEAT BULKHEAD

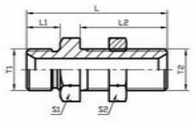

代号 PART NO.	螺纹 THREAD T1	T2		尺寸 DIMENSIONS L1	L2	L	S1	S2
S6B-04LN	G1/4 " X19	G1/4 " X19		12	35	53	19	19
S6B-06LN	G3/8 " X19	G3/8 " X19		13.5	35	56.5	22	22
S6B-08LN	G1/2 " X14	G1/2 " X14		16	39	65	27	27
S6B-10LN	G5/8 " X14	G5/8 " X14		17.5	40	67.5	30	30
S6B-12LN	G3/4 " X14	G3/4 " X14		18.5	42	71.5	32	32
S6B-16LN	G1 " X11	G1 " X11		20.5	50	84	41	41
S6B-20LN	G1.1/4 " X11	G1.1/4 " X11		20.5	52	89.5	50	50
S6B-24LN	G1.1/2 " X11	G1.1/2 " X11		23	55	93	55	55

英制

S6B9-LN

90° 弯英管外螺纹60° 内锥过板接头
90° BSP MALE 60° SEAT BULKHEAD

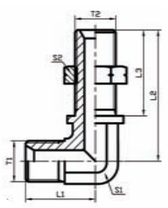

代号 PART NO.	螺纹 THREAD T1	T2		尺寸 DIMENSIONS L1	L2	L3	S1	S2
S6B9-04LN	G1/4 " X19	G1/4 " X19		25	51	35	16	19
S6B9-06LN	G3/8 " X19	G3/8 " X19		29	53.5	35	19	22
S6B9-08LN	G1/2 " X14	G1/2 " X14		34.5	58.5	39	22	27
S6B9-12LN	G3/4 " X14	G3/4 " X14		41	64	42	30	32
S6B9-16LN	G1 " X11	G1 " X11		47.5	71	50	33	41
S6B9-20LN	G1.1/4 " X11	G1.1/4 " X11		52	84	52	41	50
S6B9-24LN	G1.1/2 " X11	G1.1/2 " X11		57.5	93	55	48	55

过渡接头 ADAPTER 英制 BSP And BSPT Thread Fitting Sannke®

E

S7B

英管内螺纹 ISO 1179
BSP FEMALE ISO 1179

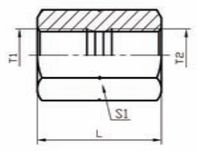



代号 PART NO.	螺纹 THREAD T1	T2		尺寸 DIMENSIONS L	S1			
S7B-02	G1/8 " X28	G1/8 " X28		22	14			
S7B-02-04	G1/8 " X28	G1/4 " X19		24	19			
S7B-04	G1/4 " X19	G1/4 " X19		24	19			
S7B-04-06	G1/4 " X19	G3/8 " X19		29	22			
S7B-06	G3/8 " X19	G3/8 " X19		26	22			
S7B-06-08	G3/8 " X19	G1/2 " X14		33	27			
S7B-08	G1/2 " X14	G1/2 " X14		32	27			
S7B-08-10	G1/2 " X14	G5/8 " X14		36	30			
S7B-10	G5/8 " X14	G5/8 " X14		36	30			
S7B-12	G3/4 " X14	G3/4 " X14		36	32			
S7B-12-16	G3/4 " X14	G1 " X11		43	41			
S7B-16	G1 " X11	G1 " X11		40	41			
S7B-16-20	G1 " X11	G1.1/4 " X11		46	50			
S7B-20	G1.1/4 " X11	G1.1/4 " X11		44	50			
S7B-20-24	G1.1/4 " X11	G1.1/2 " X11		48	55			
S7B-24	G1.1/2 " X11	G1.1/2 " X11		45	55			
S7B-24-32	G1.1/2 " X11	G2 " X11		56	70			
S7B-32	G2 " X11	G2 " X11		54	70			

英制

S7B9

90° 弯英管内螺纹 ISO 1179
90° BSP FEMALE ISO 1179

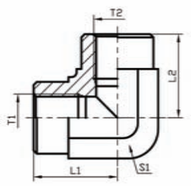

代号 PART NO.	螺纹 THREAD T1	T2		尺寸 DIMENSIONS L1	L2	S1		
S7B9-02	G1/8 " X28	G1/8 " X28		20	20	16		
S7B9-04	G1/4 " X19	G1/4 " X19		22.5	22.5	19		
S7B9-06	G3/8 " X19	G3/8 " X19		26	26	24		
S7B9-08	G1/2 " X14	G1/2 " X14		31	31	27		
S7B9-12	G3/4 " X14	G3/4 " X14		34	34	33		
S7B9-16	G1 " X11	G1 " X11		42	42	41		
S7B9-20	G1.1/4 " X11	G1.1/4 " X11		48	48	50		
S7B9-24	G1.1/2 " X11	G1.1/2 " X11		53	53	60		
S7B9-32	G2 " X11	G2 " X11		62	62	70		

E

英制

SGB

英管内螺纹 ISO 1179 三通
BSP FEMALE ISO 1179 TEE

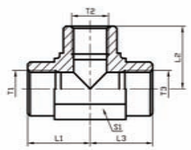

代号 PART NO.	螺纹 THREAD T1	T2	T3	尺寸 DIMENSIONS L1	L2	L3	S1	
SGB-02	G1/8 " X28	G1/8 " X28	G1/8 " X28	20	20	20	16	
SGB-04	G1/4 " X19	G1/4 " X19	G1/4 " X19	22.5	22.5	22.5	19	
SGB-06	G3/8 " X19	G3/8 " X19	G3/8 " X19	26	26	26	24	
SGB-08	G1/2 " X14	G1/2 " X14	G1/2 " X14	31	31	31	27	
SGB-12	G3/4 " X14	G3/4 " X14	G3/4 " X14	34	34	34	33	
SGB-16	G1 " X11	G1 " X11	G1 " X11	42	42	42	41	
SGB-20	G1.1/4 " X11	G1.1/4 " X11	G1.1/4 " X11	48	48	48	50	
SGB-24	G1.1/2 " X11	G1.1/2 " X11	G1.1/2 " X11	53	53	53	60	
SGB-32	G2 " X11	G2 " X11	G2 " X11	62	62	62	70	

S1BW

英管外螺纹60° 内锥或六角端面用组合垫密封/焊接管
BSP MALE DOUBLE USE FOR 60° SEAT OR BONDED SEAL/BUTT-WELD TUBE

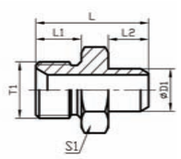

代号 PART NO.	螺纹 THREAD T1	管子直径 TUBE O.D D1		尺寸 DIMENSIONS L1	L2	L	S1	
S1BW-04-10	G1/4 " X19	10		12	7	25	19	
S1BW-06-14	G3/8 " X19	14		13.5	8	29.5	22	
S1BW-08-18	G1/2 " X14	18		16	10	36	27	
S1BW-12-22	G3/4 " X14	22		18.5	10	39.5	32	
S1BW-12-28	G3/4 " X14	28		18.5	12	41.5	32	
S1BW-16-28	G1 " X11	28		20.5	12	45.5	41	
S1BW-16-30	G1 " X11	30		20.5	12	45.5	41	
S1BW-20-34	G1.1/4 " X11	34		20.5	14	49.5	50	
S1BW-20-36	G1.1/4 " X11	36		20.5	14	49.5	50	
S1BW-20-42	G1.1/4 " X11	42		20.5	16	51.5	50	
S1BW-24-36	G1.1/2 " X11	36		23	14	52	55	
S1BW-24-42	G1.1/2 " X11	42		23	16	54	55	
S1BW-24-50	G1.1/2 " X11	50		23	16	54	55	

S2WB

焊接管/英管内螺纹60° 外锥
BUTT-WELD TUBE/BSP FEMALE 60° CONE

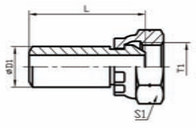

代号 PART NO.	螺纹 THREAD T1	管子直径 TUBE O.D D1		尺寸 DIMENSIONS L	S1			
S2WB-10-04	G1/4 " X19	10		35	19			
S2WB-14-06	G3/8 " X19	14		40	22			
S2WB-18-08	G1/2 " X14	18		50	27			
S2WB-22-08	G1/2 " X14	22		50	27			
S2WB-22-12	G3/4 " X14	22		62	32			
S2WB-28-16	G1 " X11	28		65	41			
S2WB-34-20	G1.1/4 " X11	34		68	50			
S2WB-42-20	G1.1/4 " X11	42		59.5	50			
S2WB-50-24	G1.1/2 " X11	50		57.5	55			

E

英制

S1BO

英管外螺纹60° 内锥或六角端面用组合垫密封/
美制SAE外螺纹带O形圈轻系列ISO
BSP MALE DOUBLE FOR 60° SEAT OR BONDED SEAL /
SAE O-RING Boss L-SERIES ISO

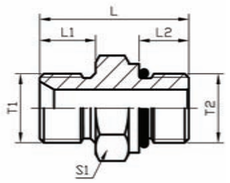

代号 PART NO.	螺纹 THREAD T1	T2		尺寸 DIMENSIONS L1	L2	L	S1	
S1BO-04	G1/4 " X19	7/16 " X20		12	9.1	29.5	19	
S1BO-04-05	G1/4 " X19	1/2 " X20		12	9.1	29.5	19	
S1BO-04-06	G1/4 " X19	9/16 " X18		12	9.9	32	19	
S1BO-04-08	G1/4 " X19	3/4 " X16		12	11.1	31	22	
S1BO-06	G3/8 " X19	9/16 " X18		13.5	9.9	33.5	22	
S1BO-06-04	G3/8 " X19	7/16 " X20		13.5	9.1	33	22	
S1BO-06-08	G3/8 " X19	3/4 " X16		13.5	11.1	36	24	
S1BO-06-10	G3/8 " X19	7/8 " X14		13.5	12.7	39.5	27	
S1BO-08	G1/2 " X14	3/4 " X16		16	11.1	38	27	
S1BO-08-06	G1/2 " X14	9/16 " X18		16	9.9	36	27	
S1BO-08-10	G1/2 " X14	7/8 " X14		16	12.7	42	27	
S1BO-08-12	G1/2 " X14	1.1/16 " X12		16	15.1	42.5	32	
S1BO-10	G5/8 " X14	7/8 " X14		17.5	12.7	43.5	30	
S1BO-10-08	G5/8 " X14	3/4 " X16		17.5	11.1	41.5	30	
S1BO-10-12	G5/8 " X14	1.1/16 " X12		17.5	15.1	47	32	
S1BO-12	G3/4 " X14	1.1/16 " X12		18.5	15.1	48	32	
S1BO-12-08	G3/4 " X14	3/4 " X16		18.5	11.1	40.5	32	
S1BO-12-10	G3/4 " X14	7/8 " X14		18.5	12.7	45.5	32	
S1BO-12-14	G3/4 " X14	1.3/16 " X12		18.5	15.1	48	36	
S1BO-12-16	G3/4 " X14	1.5/16 " X12		18.5	15.1	50.7	41	
S1BO-16	G1 " X11	1.5/16 " X12		20.5	15.1	52.6	41	
S1BO-16-10	G1 " X11	7/8 " X14		20.5	12.7	49.5	41	
S1BO-16-12	G1 " X11	1.1/16 " X12		20.5	15.1	52	41	
S1BO-16-14	G1 " X11	1.3/16 " X12		20.5	15.1	52	41	
S1BO-16-20	G1 " X11	1.5/8 " X12		20.5	15.1	54.7	50	
S1BO-20	G1.1/4 " X11	1.5/8 " X12		20.5	15.1	54.7	50	
S1BO-20-16	G1.1/4 " X11	1.5/16 " X12		20.5	15.1	54.7	50	
S1BO-24	G1.1/2 " X11	1.7/8 " X12		23	15.1	57	55	

S1BH

英管外螺纹60° 内锥或六角端面用组合垫密封/
公制外螺纹轻系列ISO 6149-3
BSP MALE DOUBLE FOR 60° SEAT OR BONDED SEAL /
METRIC MALE L-SERIES ISO 6149-3

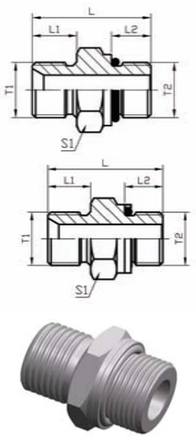

代号 PART NO.	螺纹 THREAD T1	T2		尺寸 DIMENSIONS L1	L2	S1	L	
S1BH-02-10	G1/8 " X28	M10X1		10	8.5	14	25	
S1BH-02-12	G1/8 " X28	M12X1.5		10	11	17	28	
S1BH-04-12	G1/4 " X19	M12X1.5		12	11	19	30	
S1BH-04-14	G1/4 " X19	M14X1.5		12	11	19	31.5	
S1BH-04-16	G1/4 " X19	M16X1.5		12	11.5	22	31.5	
S1BH-06-14	G3/8 " X19	M14X1.5		13.5	11	22	35	
S1BH-06-16	G3/8 " X19	M16X1.5		13.5	11.5	22	33	
S1BH-06-18	G3/8 " X19	M18X1.5		13.5	12.5	24	36.5	
S1BH-08-18	G1/2 " X14	M18X1.5		16	12.5	27	41	
S1BH-08-22	G1/2 " X14	M22X1.5		16	13	27	41.5	
S1BH-10-22	G5/8 " X14	M22X1.5		17.5	13	30	43	
S1BH-12-22	G3/4 " X14	M22X1.5		18.5	13	32	45	
S1BH-12-27	G3/4 " X14	M27X2		18.5	16	32	45.5	
S1BH-16-27	G1 " X11	M27X2		20.5	16	41	49	
S1BH-16-33	G1 " X11	M33X2		20.5	16	41	49.5	
S1BH-20-42	G1.1/4 " X11	M42X2		20.5	16	50	51.5	
S1BH-24-48	G1.1/2 " X11	M48X2		23	17.5	55	55.5	

注:若需配挡圈请在代号后加“DQ”，如S1BH-12-27DQ
Note：If you interested to order the adapter with retainer ring,please insert suffix"DQ" after our Part No, for example S1BH-12-27DQ

E

英制

S1BH4-OG

45° 弯英管外螺纹60° 内锥/公制外螺纹轻系列ISO 6149-3
45° BSP MALE 60° SEAT/METRIC MALE L-SERIES ISO 6149-3

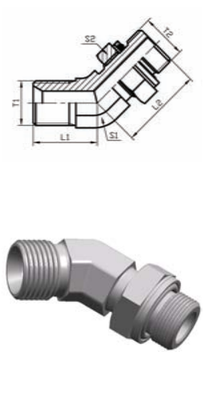

代号 PART NO.	螺纹 THREAD T1	T2		尺寸 DIMENSIONS L1	L2	S1	S2	
S1BH4-02-10OG	G1/8 " X28	M10X1		17	23.5	11	14	
S1BH4-02-12OG	G1/8 " X28	M12X1.5		17	27.5	11	17	
S1BH4-04-12OG	G1/4 " X19	M12X1.5		20.3	28.3	14	17	
S1BH4-04-14OG	G1/4 " X19	M14X1.5		20.3	28.3	14	19	
S1BH4-04-16OG	G1/4 " X19	M16X1.5		20.8	29.3	16	22	
S1BH4-06-14OG	G3/8 " X19	M14X1.5		22.3	28.3	16	19	
S1BH4-06-16OG	G3/8 " X19	M16X1.5		22.3	29.3	16	22	
S1BH4-06-18OG	G3/8 " X19	M18X1.5		23	31	19	24	
S1BH4-08-18OG	G1/2 " X14	M18X1.5		27.3	33.3	22	24	
S1BH4-08-22OG	G1/2 " X14	M22X1.5		27.3	33.3	22	27	
S1BH4-10-22OG	G5/8 " X14	M22X1.5		27.8	33.3	22	27	
S1BH4-12-22OG	G3/4 " X14	M22X1.5		31	34.5	27	27	
S1BH4-12-27OG	G3/4 " X14	M27X2		31	39.5	27	32	
S1BH4-16-27OG	G1 " X11	M27X2		34.5	40.5	33	32	
S1BH4-16-33OG	G1 " X11	M33X2		34.5	41	33	41	
S1BH4-20-42OG	G1.1/4 " X11	M42X2		39	45.5	41	50	
S1BH4-24-48OG	G1.1/2 " X11	M48X2		44	49.5	48	55	

注:若需配挡圈请在代号后加“DQ”，如S1BH4-10-22OGDQ
Note：If you interested to order the adapter with retainer ring,please insert suffix"DQ" after our Part No, for example S1BH4-10-22OGDQ

S1BH9-OG

90° 弯英管外螺纹60° 内锥/公制外螺纹轻系列ISO 6149-3
90° BSP MALE 60° SEAT/METRIC MALE L-SERIES ISO 6149-3

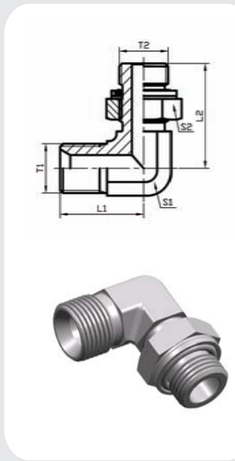

代号 PART NO.	螺纹 THREAD T1	T2		尺寸 DIMENSIONS L1	L2	S1	S2	
S1BH9-02-10OG	G1/8 " X28	M10X1		20	26.5	11	14	
S1BH9-02-12OG	G1/8 " X28	M12X1.5		20	30.5	11	17	
S1BH9-04-12OG	G1/4 " X19	M12X1.5		24.5	32	14	17	
S1BH9-04-14OG	G1/4 " X19	M14X1.5		24.5	32.5	14	19	
S1BH9-04-16OG	G1/4 " X19	M16X1.5		26.5	34.5	16	22	
S1BH9-06-14OG	G3/8 " X19	M14X1.5		27.5	34	16	19	
S1BH9-06-16OG	G3/8 " X19	M16X1.5		27.5	34.8	16	22	
S1BH9-06-18OG	G3/8 " X19	M18X1.5		28.5	37	19	24	
S1BH9-08-18OG	G1/2 " X14	M18X1.5		34.5	39.5	22	24	
S1BH9-08-22OG	G1/2 " X14	M22X1.5		34.5	40.2	22	27	
S1BH9-10-22OG	G5/8 " X14	M22X1.5		35	40.2	22	27	
S1BH9-12-22OG	G3/4 " X14	M22X1.5		40	43.5	27	27	
S1BH9-12-27OG	G3/4 " X14	M27X2		40	48.5	27	32	
S1BH9-16-27OG	G1 " X11	M27X2		46	52	33	32	
S1BH9-16-33OG	G1 " X11	M33X2		46	52.5	33	41	
S1BH9-20-42OG	G1.1/4 " X11	M42X2		50.5	57.5	41	50	
S1BH9-24-48OG	G1.1/2 " X11	M48X2		57.5	62.5	48	55	

注:若需配挡圈请在代号后加“DQ”，如S1BH9-10-22OGDQ
Note：If you interested to order the adapter with retainer ring,please insert suffix"DQ" after our Part No, for example S1BH9-10-22OGDQ

E

英制

E

S1BM

英管外螺纹60° 内锥或六角端面用组合垫密封/
公制外螺纹60° 内锥或六角端面用组合垫密封
BSP MALE DOUBLE USE FOR 60° SEAT OR BONDE SEAL/
METRIC MALE DOUBLE USE FOR 60° SEAT OR BONDEDSEAL

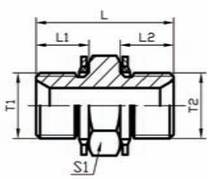

代号 PART NO.	螺纹 THREAD T1	T2		尺寸 DIMENSIONS L1	L2	L	S1	
S1BM-02-10	G1/8 " X28	M10X1		10	8	25	14	
S1BM-02-12	G1/8 " X28	M12X1.5		10	10	27	17	
S1BM-04-12	G1/4 " X19	M12X1.5		12	10	29	19	
S1BM-04-14	G1/4 " X19	M14X1.5		12	11	30	19	
S1BM-04-16	G1/4 " X19	M16X1.5		12	12	33	22	
S1BM-04-18	G1/4 " X19	M18X1.5		12	12	33	24	
S1BM-06-10	G3/8 " X19	M10X1		13.5	8	29.5	22	
S1BM-06-12	G3/8 " X19	M12X1.5		13.5	10	31.5	22	
S1BM-06-14	G3/8 " X19	M14X1.5		13.5	11	32.5	22	
S1BM-06-16	G3/8 " X19	M16X1.5		13.5	12	33.5	22	
S1BM-06-18	G3/8 " X19	M18X1.5		13.5	12	34.5	24	
S1BM-06-20	G3/8 " X19	M20X1.5		13.5	14	38.5	27	
S1BM-06-22	G3/8 " X19	M22X1.5		13.5	14	38.5	27	
S1BM-08-14	G1/2 " X14	M14X1.5		16	11	38	27	
S1BM-08-16	G1/2 " X14	M16X1.5		16	12	39	27	
S1BM-08-18	G1/2 " X14	M18X1.5		16	12	39	27	
S1BM-08-20	G1/2 " X14	M20X1.5		16	14	41	27	
S1BM-08-22	G1/2 " X14	M22X1.5		16	14	41	27	
S1BM-08-24	G1/2 " X14	M24X1.5		16	14	41	30	
S1BM-08-26	G1/2 " X14	M26X1.5		16	16	44	32	
S1BM-08-27D	G1/2 " X14	M27X1.5		16	16	44	32	
S1BM-08-30	G1/2 " X14	M30X1.5		16	18	45	36	
S1BM-10-22	G5/8 " X14	M22X1.5		17.5	14	42.5	30	
S1BM-10-26	G5/8 " X14	M26X1.5		17.5	16	45.5	32	
S1BM-12-18	G3/4 " X14	M18X1.5		18.5	12	42.5	32	
S1BM-12-20	G3/4 " X14	M20X1.5		18.5	14	44.5	32	
S1BM-12-22	G3/4 " X14	M22X1.5		18.5	14	44.5	32	
S1BM-12-24	G3/4 " X14	M24X1.5		18.5	14	44.5	32	
S1BM-12-26	G3/4 " X14	M26X1.5		18.5	16	46.5	32	
S1BM-12-27	G3/4 " X14	M27X2		18.5	16	46.5	32	
S1BM-12-27D	G3/4 " X14	M27X1.5		18.5	16	46.5	32	
S1BM-12-30	G3/4 " X14	M30X2		18.5	18	47.5	36	
S1BM-12-30D	G3/4 " X14	M30X1.5		18.5	18	47.5	36	
S1BM-16-14	G1 " X11	M14X1.5		20.5	11	45.5	41	
S1BM-16-22	G1 " X11	M22X1.5		20.5	14	48.5	41	

英制

E

S1BJ

英管外螺纹60° 内锥或六角端面用组合垫密封/美制JIC外螺纹74° 外锥
BSP MALE DOUBLE USE FOR 60° SEAT OR BONDE SEAL/JIC MALE 74° CONE

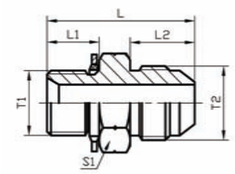

代号 PART NO.	螺纹 THREAD T1	T2		尺寸 DIMENSIONS L1	L2	L	S1	
S1BJ-02-04	G1/8 " X28	7/16 " X20		10	14	30	14	
S1BJ-04	G1/4 " X19	7/16 " X20		12	14	32	19	
S1BJ-04-05	G1/4 " X19	1/2 " X20		12	14	32	19	
S1BJ-04-06	G1/4 " X19	9/16 " X18		12	14.1	32	19	
S1BJ-06	G3/8 " X19	9/16 " X18		13.5	14.1	35.5	22	
S1BJ-06-04	G3/8 " X19	7/16 " X20		13.5	14	35.5	22	
S1BJ-06-05	G3/8 " X19	7/16 " X20		13.5	14	35.5	22	
S1BJ-06-08	G3/8 " X19	3/4 " X16		13.5	16.7	38.5	22	
S1BJ-06-10	G3/8 " X19	7/8 " X14		13.5	19.3	41	24	
S1BJ-08	G1/2 " X14	3/4 " X16		16	16.7	43	27	
S1BJ-08-04	G1/2 " X14	7/16 " X20		16	14	40	27	
S1BJ-08-05	G1/2 " X14	1/2 " X20		16	14	40	27	
S1BJ-08-06	G1/2 " X14	9/16 " X18		16	14.1	40	27	
S1BJ-08-10	G1/2 " X14	7/8 " X14		16	19.3	45.5	27	
S1BJ-10	G5/8 " X14	7/8 " X14		17.5	19.3	47	30	
S1BJ-10-08	G5/8 " X14	3/4 " X16		17.5	16.7	44	30	
S1BJ-10-12	G5/8 " X14	1.1/16 " X12		17.5	21.9	49.5	30	
S1BJ-12	G3/4 " X14	1.1/16 " X12		18.5	21.9	51.5	32	
S1BJ-12-06	G3/4 " X14	9/16 " X18		18.5	14.1	43.5	32	
S1BJ-12-08	G3/4 " X14	3/4 " X16		18.5	16.7	46.5	32	
S1BJ-12-10	G3/4 " X14	7/8 " X14		18.5	19.3	49	32	
S1BJ-12-14	G3/4 " X14	1.3/16 " X12		18.5	22.6	52	32	
S1BJ-12-16	G3/4 " X14	1.5/16 " X12		18.5	23.1	52.5	34	
S1BJ-16	G1 " X11	1.5/16 " X12		20.5	23.1	57	41	
S1BJ-16-10	G1 " X11	7/8 " X14		20.5	19.3	53	41	
S1BJ-16-12	G1 " X11	1.1/16 " X12		20.5	21.9	55.5	41	
S1BJ-16-14	G1 " X11	1.3/16 " X12		20.5	22.6	56	41	
S1BJ-16-20	G1 " X11	1.5/8 " X12		20.5	24.3	58	46	
S1BJ-20	G1.1/4 " X11	1.5/8 " X12		20.5	24.3	62	50	
S1BJ-20-12	G1.1/4 " X11	1.1/16 " X12		20.5	21.9	57.5	50	
S1BJ-20-16	G1.1/4 " X11	1.5/16 " X12		20.5	23.1	60.5	50	
S1BJ-20-24	G1.1/4 " X11	1.7/8 " X12		20.5	27.5	63	50	
S1BJ-24-16	G1.1/2 " X11	1.5/16 " X12		23	23.1	61	55	
S1BJ-24-20	G1.1/2 " X11	1.5/8 " X12		23	24.3	62.5	55	
S1BJ-24	G1.1/2 " X11	1.7/8 " X12		23	27.5	67.5	55	
S1BJ-24-32	G1.1/2 " X11	2.1/2 " X12		23	33.9	74	65	
S1BJ-32	G2 " X11	2.1/2 " X12		25.5	33.9	77.5	70	
S1BJ-32-24	G2 " X11	1.7/8 " X12		25.5	27.5	70	70	

英制

E

S1BJ9

90° 弯英管外螺纹60° 内锥或六角端面用组合垫密封/美制JIC外螺纹74° 外锥
90° BSP MALE DOUBLE USE FOR 60° SEAT OR BONDE SEAL/JIC MALE 74° CONE

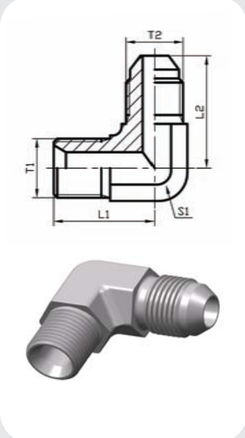

代号 PART NO.	螺纹 THREAD T1	T2		尺寸 DIMENSIONS L1	L2	S1		
S1BJ9-04	G1/4 " X19	7/16 " X20		24.5	26.5	14		
S1BJ9-04-05	G1/4 " X19	1/2 " X20		23.5	28	14		
S1BJ9-04-06	G1/4 " X19	9/16 " X18		24.5	26.9	14		
S1BJ9-06	G3/8 " X19	9/16 " X18		27.5	28.5	16		
S1BJ9-06-08	G3/8 " X19	3/4 " X16		28.5	32	19		
S1BJ9-08	G1/2 " X14	3/4 " X16		32.5	35	22		
S1BJ9-08-10	G1/2 " X14	7/8 " X14		34.5	37.8	22		
S1BJ9-10	G5/8 " X14	7/8 " X14		32.7	38.1	22		
S1BJ9-12	G3/4 " X14	1.1/16 " X12		37	44.2	27		
S1BJ9-16	G1 " X11	1.5/16 " X12		46	49	33		
S1BJ9-16-20	G1 " X11	1.5/8 " X12		50.5	55.5	41		

英制

S2BJ

英管外螺纹60° 内锥或六角端面用组合垫密封/美制JIC内螺纹74° 内锥
BSP MALE DOUBLE USE FOR 60° SEAT OR BONDED SEAL/JIC FEMALE 74° SEAT

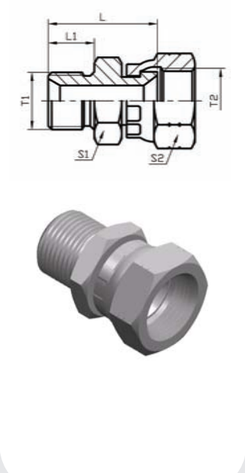

代号 PART NO.	螺纹 THREAD T1	T2		尺寸 DIMENSIONS L1	L	S1	S2	
S2BJ-02-04	G1/8 " X28	7/16 " X20		10	24	14	15	
S2BJ-02-06	G1/8 " X28	9/16 " X18		10	24.5	14	19	
S2BJ-04	G1/4 " X19	7/16 " X20		12	26	19	15	
S2BJ-04-05	G1/4 " X19	1/2 " X20		12	26.5	19	17	
S2BJ-04-06	G1/4 " X19	9/16 " X18		12	27	19	19	
S2BJ-04-08	G1/4 " X19	3/4 " X16		12	29	19	24	
S2BJ-06	G3/8 " X19	9/16 " X18		13.5	30.5	22	19	
S2BJ-06-08	G3/8 " X19	3/4 " X16		13.5	32.5	22	24	
S2BJ-06-10	G3/8 " X19	7/8 " X14		13.5	33	22	27	
S2BJ-08	G1/2 " X14	3/4 " X16		16	37	27	24	
S2BJ-08-06	G1/2 " X14	9/16 " X18		16	35	27	19	
S2BJ-08-10	G1/2 " X14	7/8 " X14		16	37.5	27	27	
S2BJ-10	G5/8 " X14	7/8 " X14		17.5	37.5	30	27	
S2BJ-12	G3/4 " X14	1.1/16 " X12		18.5	42	32	32	
S2BJ-12-08	G3/4 " X14	3/4 " X16		18.5	40	32	24	
S2BJ-12-10	G3/4 " X14	7/8 " X14		18.5	41	32	27	
S2BJ-12-16	G3/4 " X14	1.5/16 " X12		18.5	42	32	41	
S2BJ-16	G1 " X11	1.5/16 " X12		20.5	46	41	41	
S2BJ-16-20	G1 " X11	1.5/8 " X12		20.5	50	41	50	
S2BJ-20	G1.1/4 " X11	1.5/8 " X12		20.5	52	50	50	
S2BJ-20-24	G1.1/4 " X11	1.7/8 " X12		20.5	53.5	50	55	
S2BJ-24	G1.1/2 " X11	1.7/8 " X12		23	56.5	55	55	
S2BJ-32	G2 " X11	2.1/2 " X12		25.5	60	70	75	

过渡接头 ADAPTER 英制 BSP And BSPT Thread Fitting Sannke®

E

S2BJ-WD

英管外螺纹胶垫密封/美制JIC内螺纹74° 内锥
BSP MALE CAPTIVE SEAL/JIC FEMALE 74° SEAT

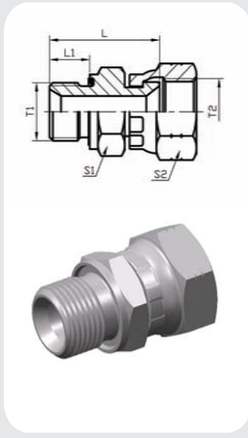

代号 PART NO.	螺纹 THREAD T1	T2		尺寸 DIMENSIONS L1	L	S1	S2	
S2BJ-02-04WD	G1/8 " X28	7/16 " X20		8	23.5	14	14	
S2BJ-04-05WD	G1/4 " X19	1/2 " X20		12	28.5	19	17	
S2BJ-04-06WD	G1/4 " X19	9/16 " X18		12	28.5	19	19	
S2BJ-04-08WD	G1/4 " X19	3/4 " X16		12	30.5	19	24	
S2BJ-04WD	G1/4 " X19	7/16 " X20		12	28	19	14	
S2BJ-06-08WD	G3/8 " X19	3/4 " X16		12	33	22	24	
S2BJ-06WD	G3/8 " X19	9/16 " X18		12	31	22	19	
S2BJ-08-06WD	G1/2 " X14	9/16 " X18		14	33.5	27	19	
S2BJ-08-10WD	G1/2 " X14	7/8 " X14		14	38	27	27	
S2BJ-08WD	G1/2 " X14	3/4 " X16		14	37.5	27	24	
S2BJ-12-16WD	G3/4 " X14	1.5/16 " X12		16	42.5	32	41	
S2BJ-12WD	G3/4 " X14	1.1/16 " X12		16	42.5	32	32	
S2BJ-16WD	G1 " X11	1.5/16 " X12		18	46.5	41	41	
S2BJ-20-16WD	G1.1/4 " X11	1.5/16 " X12		20	50.5	50	41	
S2BJ-20WD	G1.1/4 " X11	1.5/8 " X12		20	54.5	50	50	
S2BJ-24WD	G1.1/2 " X11	1.7/8 " X12		22	58.5	55	55	

英制

S1BN

英管外螺纹60° 内锥或六角端面用组合垫密封/美制布锥管外螺纹
BSP MALE DOUBLE USE FOR 60° SEAT OR BONDED SEAL/NPT MALE

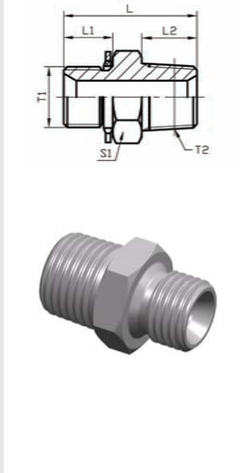

代号 PART NO.	螺纹 THREAD T1	T2		尺寸 DIMENSIONS L1	L2	L	S1	
S1BN-02	G1/8 " X28	NPT1/8 " X27		10	10.5	26	14	
S1BN-02-04	G1/8 " X28	NPT1/4 " X18		10	15	31	17	
S1BN-04	G1/4 " X19	NPT1/4 " X18		12	15	33	19	
S1BN-04-02	G1/4 " X19	NPT1/8 " X27		12	10.5	28	19	
S1BN-04-06	G1/4 " X19	NPT3/8 " X18		12	16	34	19	
S1BN-06	G3/8 " X19	NPT3/8 " X18		13.5	16	37.5	22	
S1BN-06-04	G3/8 " X19	NPT1/4 " X18		13.5	15	36	22	
S1BN-06-08	G3/8 " X19	NPT1/2 " X14		13.5	19.5	41	22	
S1BN-08	G1/2 " X14	NPT1/2 " X14		16	19.5	45.5	27	
S1BN-08-06	G1/2 " X14	NPT3/8 " X18		16	16	42	27	
S1BN-08-12	G1/2 " X14	NPT3/4 " X14		16	19.5	45.5	30	
S1BN-12	G3/4 " X14	NPT3/4 " X14		18.5	19.5	49	32	
S1BN-12-08	G3/4 " X14	NPT1/2 " X14		18.5	19.5	49	32	
S1BN-12-16	G3/4 " X14	NPT1 " X11.5		18.5	25.5	55	36	
S1BN-16	G1 " X11	NPT1 " X11.5		20.5	25.5	59	41	
S1BN-16-12	G1 " X11	NPT3/4 " X14		20.5	19.5	53	41	
S1BN-20	G1.1/4 " X11	NPT1.1/4 " X11.5		20.5	26.5	62	50	
S1BN-20-16	G1.1/4 " X11	NPT1 " X11.5		20.5	25.5	61	50	
S1BN-20-24	G1.1/4 " X11	NPT1.1/2 " X11.5		20.5	27.5	63	50	
S1BN-24	G1.1/2 " X11	NPT1.1/2 " X11.5		23	27.5	65.5	55	
S1BN-24-20	G1.1/2 " X11	NPT1.1/4 " X11.5		23	26.5	64.5	55	
S1BN-24-32	G1.1/2 " X11	NPT2 " X11.5		23	27.5	67.5	65	
S1BN-32	G2 " X11	NPT2 " X11.5		25.5	27.5	70	70	
S1BN-32-20	G2 " X11	NPT1.1/4 " X11.5		25.5	26.5	69	70	
S1BN-32-24	G2 " X11	NPT1.1/2 " X11.5		25.5	27.5	70	70	

S1BN9

90° 弯英管外螺纹60° 内锥或六角端面用组合垫密封/美制布锥管外螺纹
90° BSP MALE DOUBLE USE FOR 60° SEAT OR BONDED SEAL/NPT MALE

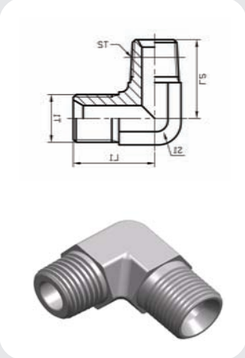

代号 PART NO.	螺纹 THREAD T1	T2		尺寸 DIMENSIONS L1	L2	S1		
S1BN9-04	G1/4 " X19	NPT1/4 " X18		24.5	25.5	14		
S1BN9-04-02	G1/4 " X19	NPT1/8 " X27		24.5	23.5	14		
S1BN9-06	G3/8 " X19	NPT3/8 " X18		28.5	31	16		
S1BN9-06-04	G3/8 " X19	NPT1/4 " X18		27.5	26.5	16		
S1BN9-06-08	G3/8 " X19	NPT1/2 " X14		31	36.5	22		
S1BN9-06-12	G3/8 " X19	NPT3/4 " X14		34.5	44	27		
S1BN9-08	G1/2 " X14	NPT1/2 " X14		34.5	37.5	22		
S1BN9-08-06	G1/2 " X14	NPT3/8 " X18		34.5	33	22		
S1BN9-12	G3/4 " X14	NPT3/4 " X14		38	43.5	27		
S1BN9-12-08	G3/4 " X14	NPT1/2 " X14		39	40	27		
S1BN9-12-16	G3/4 " X14	NPT1 " X11.5		43	50	33		
S1BN9-16	G1 " X11	NPT1 " X11.5		46	50	33		
S1BN9-16-12	G1 " X11	NPT3/4 " X14		46	46.5	33		

S2NB

布锥管外螺纹/英管内螺纹60° 外锥
NPT MALE/BSP FEMALE 60° CONE

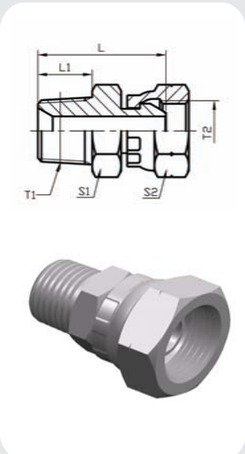

代号 PART NO.	螺纹 THREAD T1	T2		尺寸 DIMENSIONS L1	L	S1	S2	
S2NB-02	NPT1/8 " X27	G1/8 " X28		10.5	25.5	12	14	
S2NB-02-04	NPT1/8 " X27	G1/4 " X19		10.5	27	14	19	
S2NB-04	NPT1/4 " X18	G1/4 " X19		15	31	17	19	
S2NB-04-06	NPT1/4 " X18	G3/8 " X19		15	32.5	17	22	
S2NB-04-08	NPT1/4 " X18	G1/2 " X14		15	35	19	27	
S2NB-06	NPT3/8 " X18	G3/8 " X19		16	33.5	19	22	
S2NB-06-08	NPT3/8 " X18	G1/2 " X14		16	36	19	27	
S2NB-08	NPT1/2 " X14	G1/2 " X14		19.5	41	22	27	
S2NB-08-06	NPT1/2 " X14	G3/8 " X19		19.5	39.5	24	22	
S2NB-08-12	NPT1/2 " X14	G3/4 " X14		19.5	44.5	27	32	
S2NB-12	NPT3/4 " X14	G3/4 " X14		19.5	44.5	30	32	
S2NB-12-16	NPT3/4 " X14	G1 " X11		19.5	46.5	32	41	
S2NB-16	NPT1 " X11.5	G1 " X11		25.5	52.5	36	41	
S2NB-16-20	NPT1 " X11.5	G1.1/4 " X11		25.5	59.5	41	50	
S2NB-20	NPT1.1/4 " X11.5	G1.1/4 " X11		26.5	60.4	46	50	
S2NB-24	NPT1.1/2 " X11.5	G1.1/2 " X11		27.5	62	50	55	
S2NB-32	NPT2 " X11.5	G2 " X11		27.5	65.4	65	70	

过渡接头 ADAPTER 英制 BSP And BSPT Thread Fitting Sannke®

E

S2NB9

90° 弯布锥管外螺纹/英管内螺纹60° 外锥
90° NPT MALE/BSP FEMALE 60° CONE

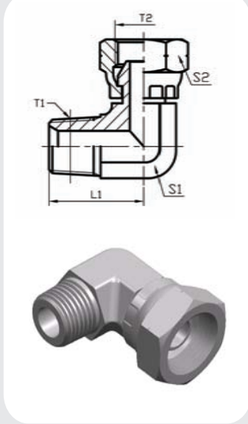

代号 PART NO.	螺纹 THREAD T1	T2		尺寸 DIMENSIONS L1	S1	S2		
S2NB9-02	NPT1/8 " X27	G1/8 " X28		21	11	14		
S2NB9-04	NPT1/4 " X18	G1/4 " X19		25.5	14	19		
S2NB9-04-06	NPT1/4 " X18	G3/8 " X19		25.5	14	22		
S2NB9-06	NPT3/8 " X18	G3/8 " X19		31	16	22		
S2NB9-06-04	NPT3/8 " X18	G1/4 " X19		31	16	19		
S2NB-06-08	NPT3/8 " X18	G1/2 " X14		31	19	27		
S2NB9-08	NPT1/2 " X14	G1/2 " X14		37.3	22	27		
S2NB9-08-06	NPT1/2 " X14	G3/8 " X19		36.7	22	22		
S2NB9-12	NPT3/4 " X14	G3/4 " X14		43.5	27	32		
S2NB9-12-08	NPT3/4 " X14	G1/2 " X14		45	27	27		
S2NB9-12-16	NPT3/4 " X14	G1 " X11		45	30	41		
S2NB9-16	NPT1 " X11.5	G1 " X11		50	33	41		
S2NB9-16-12	NPT1 " X11.5	G3/4 " X14		50	33	32		
S2NB9-20	NPT1.1/4 " X11.5	G1.1/4 " X11		54.5	41	50		
S2NB9-24	NPT1.1/2 " X11.5	G1.1/2 " X11		59	48	55		
S2NB9-32	NPT2 " X11.5	G2 " X11		73.5	63	70		

英制

S2TB-SP

英锥管外螺纹/英管内螺纹60° 外锥
BSPT MALE/BSP FEMALE 60° CONE

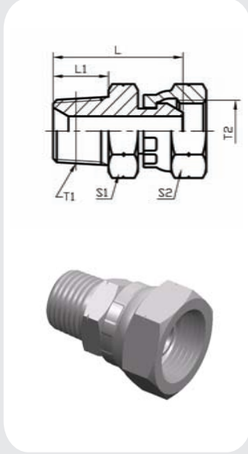

代号 PART NO.	螺纹 THREAD T1	T2		尺寸 DIMENSIONS L1	L	S1	S2	
S2TB-02SP	R1/8 " X28	G1/8 " X28		10	25	12	14	
S2TB-04SP	R1/4 " X19	G1/4 " X19		14.5	31.5	17	19	
S2TB-06SP	R3/8 " X19	G3/8 " X19		15	33	19	22	
S2TB-06-04SP	R3/8 " X19	G1/4 " X19		15	32	19	19	
S2TB-06-08SP	R3/8 " X19	G1/2 " X14		15	35	19	27	
S2TB-08SP	R1/2 " X14	G1/2 " X14		20	42	22	27	
S2TB-08-06SP	R1/2 " X14	G3/8 " X19		20	40	22	22	
S2TB-08-12SP	R1/2 " X14	G3/4 " X14		20	45	27	32	
S2TB-12SP	R3/4 " X14	G3/4 " X14		20	45	30	32	
S2TB-12-08SP	R3/4 " X14	G1/2 " X14		20	44	30	27	
S2TB-12-16SP	R3/4 " X14	G1 " X11		20	47	32	41	
S2TB-16SP	R1 " X11	G1 " X11		25.5	52.5	36	41	
S2TB-16-12SP	R1 " X11	G3/4 " X14		25.5	51.5	36	32	
S2TB-20-16SP	R1.1/4 " X11	G1 " X11		26.5	55.5	46	41	
S2TB-20SP	R1.1/4 " X11	G1.1/4 " X11		26.5	59	46	50	
S2TB-24SP	R1.1/2 " X11	G1.1/2 " X11		26.5	61.5	50	55	
S2TB-32SP	R2 " X11	G2 " X11		30	68	65	70	

E

S2TB9-SP

90°弯英锥管外螺纹/英管内螺纹60° 外锥
90° BSPT MALE/BSP FEMALE 60° CONE

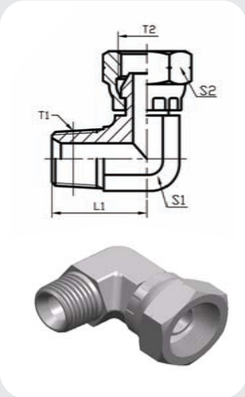

代号 PART NO.	螺纹 THREAD T1	T2		尺寸 DIMENSIONS L1	S1	S2		
S2TB9-02SP	R1/8 " X28	G1/8 " X28		21	11	14		
S2TB9-04SP	R1/4 " X19	G1/4 " X19		25.5	14	19		
S2TB9-06SP	R3/8 " X19	G3/8 " X19		28.5	16	22		
S2TB9-06-08SP	R3/8 " X19	G1/2 " X14		31	19	27		
S2TB9-08-06SP	R1/2 " X14	G3/8 " X19		36	22	22		
S2TB9-08SP	R1/2 " X14	G1/2 " X14		36	22	27		
S2TB9-08-12SP	R1/2 " X14	G3/4 " X14		37	24	32		
S2TB9-12-08SP	R3/4 " X14	G1/2 " X14		43.5	27	27		
S2TB9-12SP	R3/4 " X14	G3/4 " X14		43.5	27	32		
S2TB9-16SP	R1 " X11	G1 " X11		50	33	41		
S2TB9-20SP	R1.1/4 " X11	G1.1/4 " X11		58	41	50		
S2TB9-24SP	R1.1/2 " X11	G1.1/2 " X11		62.5	48	55		

英制

SAB

英管外螺纹60° 内锥三通
BSP MALE 60° SEAT TEE

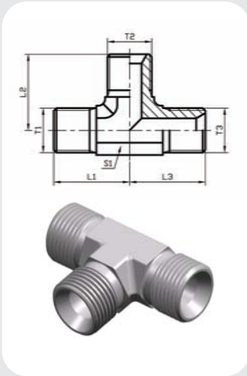

代号 PART NO.	螺纹 THREAD T1	T2	T3	尺寸 DIMENSIONS L1	L2	L3	S1	
SAB-02	G1/8 " X28	G1/8 " X28	G1/8 " X28	19.8	19.8	19.8	11	
SAB-04	G1/4 " X19	G1/4 " X19	G1/4 " X19	24.5	24.5	24.5	14	
SAB-06	G3/8 " X19	G3/8 " X19	G3/8 " X19	27.5	27.5	27.5	16	
SAB-08	G1/2 " X14	G1/2 " X14	G1/2 " X14	34.5	34.5	34.5	22	
SAB-10	G5/8 " X14	G5/8 " X14	G5/8 " X14	35	35	35	22	
SAB-12	G3/4 " X14	G3/4 " X14	G3/4 " X14	40	40	40	27	
SAB-16	G1 " X11	G1 " X11	G1 " X11	46	46	46	33	
SAB-20	G1.1/4 " X11	G1.1/4 " X11	G1.1/4 " X11	50.5	50.5	50.5	41	
SAB-24	G1.1/2 " X11	G1.1/2 " X11	G1.1/2 " X11	57.5	57.5	57.5	48	

过渡接头 ADAPTER 英制 BSP And BSPT Thread Fitting Sannke®

E

SBB

英锥外螺纹/英锥内螺纹/英锥外螺纹分支三通
BSP MALE/BSP FEMALE/BSP MALE BRANCH TEE

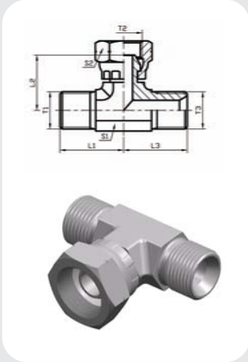

代号 PART NO.	螺纹 THREAD T1	T2	T3	尺寸 DIMENSIONS L1	L2	L3	S1	S2
SBB-02	G1/8 " X28	G1/8 " X28	G1/8 " X28	19.8	19.8	17.9	11	14
SBB-04	G1/4 " X19	G1/4 " X19	G1/4 " X19	24.5	24.5	25.7	14	19
SBB-06	G3/8 " X19	G3/8 " X19	G3/8 " X19	27.5	27.5	29.6	16	22
SBB-08	G1/2 " X14	G1/2 " X14	G1/2 " X14	34.5	34.5	33.8	22	27
SBB-10	G5/8 " X14	G5/8 " X14	G5/8 " X14	35	35	32.1	22	30
SBB-12	G3/4 " X14	G3/4 " X14	G3/4 " X14	40	40	36.3	27	32
SBB-16	G1 " X11	G1 " X11	G1 " X11	46	46	42.7	33	41
SBB-20	G1.1/4 " X11	G1.1/4 " X11	G1.1/4 " X11	50.5	50.5	49.5	41	50

英制

SCB

英锥外螺纹60° 内锥/英管外螺纹 60° 外锥主支三通
BSP MALE 60° SEAT/BSP FEMALE 60° CONE RUN TEE

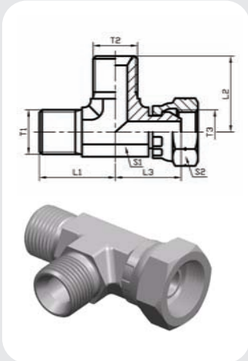

代号 PART NO.	螺纹 THREAD T1	T2	T3	尺寸 DIMENSIONS L1	L1	L3	S1	S2
SCB-02	G1/8 " X28	G1/8 " X28	G1/8 " X28	19.8	19.8	17.9	11	14
SCB-04	G1/4 " X19	G1/4 " X19	G1/4 " X19	24.5	24.5	25.7	14	19
SCB-06	G3/8 " X19	G3/8 " X19	G3/8 " X19	27.5	27.5	29.6	16	22
SCB-08	G1/2 " X14	G1/2 " X14	G1/2 " X14	34.5	34.5	33.8	22	27
SCB-10	G5/8 " X14	G5/8 " X14	G5/8 " X14	35	35	32.1	22	30
SCB-12	G3/4 " X14	G3/4 " X14	G3/4 " X14	40	40	36.3	27	32
SCB-16	G1 " X11	G1 " X11	G1 " X11	46	46	42.7	33	41
SCB-20	G1.1/4 " X11	G1.1/4 " X11	G1.1/4 " X11	50.5	50.5	49.5	41	50

英制

SABBG-OG

英锥外螺纹60° 内锥/英管外螺纹O型圈可调向柱端主支三通
BSP MALE 60° SEAT/BSP MALE O-RING ADJUSTABLE STUD END RUN TEE

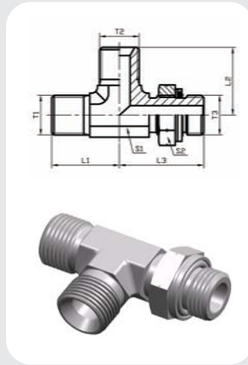

代号 PART NO.	螺纹 THREAD T1	T2	T3	尺寸 DIMENSIONS L1	L2	L3	S1	S2
SABBG-04OG	G1/4 " X19	G1/4 " X19	G1/4 " X19	24.5	24.5	31.3	14	19
SABBG-04-04-06OG	G1/4 " X19	G1/4 " X19	G3/8 " X19	26.5	26.5	35.5	16	22
SABBG-06OG	G3/8 " X19	G3/8 " X19	G3/8 " X19	27.5	27.5	35.8	16	22
SABBG-06-06-08OG	G3/8 " X19	G3/8 " X19	G1/2 " X14	31	31	43	22	27
SABBG-08OG	G1/2 " X14	G1/2 " X14	G1/2 " X14	34.5	34.5	43.2	22	27
SABBG-12OG	G3/4 " X14	G3/4 " X14	G3/4 " X14	40	40	49.3	27	32
SABBG-16OG	G1 " X11	G1 " X11	G1 " X11	46	46	53	33	41

E

SABGB-OG

英锥外螺纹60° 内锥/英管外螺纹O型圈可调向柱端分支三通
BSP MALE 60° SEAT/BSP MALE O-RING ADJUSTABLE STUD END BRANCH TEE

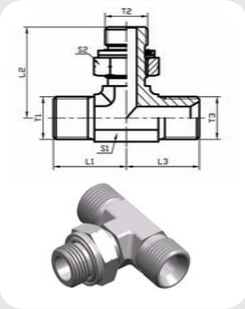

代号 PART NO.	螺纹 THREAD T1	T2	T3	尺寸 DIMENSIONS L1	L2	L3	S1	S2
SABGB-04OG	G1/4 " X19	G1/4 " X19	G1/4 " X19	24.5	31.8	24.5	14	19
SABGB-06-04-06OG	G3/8 " X19	G1/4 " X19	G3/8 " X19	27.5	33.5	27.5	16	19
SABGB-06OG	G3/8 " X19	G3/8 " X19	G3/8 " X19	27.5	36.8	27.5	16	22
SABGB-08-06-08OG	G1/2 " X14	G3/8 " X19	G1/2 " X14	34.5	39.5	34.5	22	22
SABGB-08OG	G1/2 " X14	G1/2 " X14	G1/2 " X14	34.5	43.2	34.5	22	27
SABGB-12-08-12OG	G3/4 " X14	G1/2 " X14	G3/4 " X14	40	46.5	40	27	27
SABGB-12OG	G3/4 " X14	G3/4 " X14	G3/4 " X14	40	49.3	40	27	32
SABGB-16OG	G1 " X11	G1 " X11	G1 " X11	46	53	46	33	41

注:若需配挡圈请在代号后加“DQ”，如 SABGB-12OG DQ。
Note：If you interested to order the adapter with retainer ring,please insert suffix"DQ" after our Part No, for example SABGB-12OGDQ.

S9B

英制内螺纹60° 外锥堵头
BSPT FEMALE 60° CONE PLUG

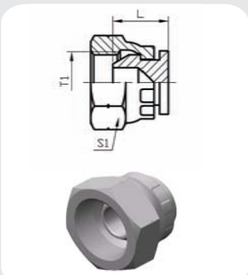

代号 PART NO.	螺纹 THREAD T1			尺寸 DIMENSIONS L	S1			
S9B-02	G1/8 " X28			11.5	14			
S9B-04	G1/4 " X19			13.5	19			
S9B-06	G3/8 " X19			14.5	22			
S9B-08	G1/2 " X14			16	27			
S9B-10	G5/8 " X14			16.5	30			
S9B-12	G3/4 " X14			17.5	32			
S9B-16	G1 " X11			19	41			
S9B-20	G1.1/4 " X11			21.5	50			
S9B-24	G1.1/2 " X11			22	55			

S1T-SP

英锥管外螺纹60° 内锥
BSPT MALE 60° SEAT

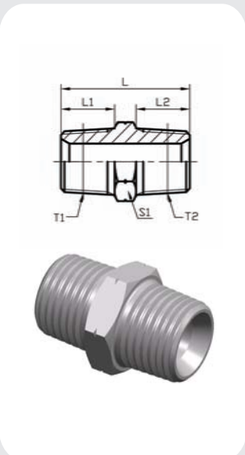

代号 PART NO.	螺纹 THREAD T1	T2		尺寸 DIMENSIONS L1	L2	L	S1	
S1T-02SP	R1/8 " X28	R1/8 " X28		10	10	26	12	
S1T-02-04SP	R1/8 " X28	R1/4 " X19		10	14.5	30.5	14	
S1T-04SP	R1/4 " X19	R1/4 " X19		14.5	14.5	34	14	
S1T-04-06SP	R1/4 " X19	R3/8 " X19		14.5	15	35	17	
S1T-06SP	R3/8 " X19	R3/8 " X19		15	15	36	19	
S1T-06-08SP	R3/8 " X19	R1/2 " X14		15	20	43	22	
S1T-08SP	R1/2 " X14	R1/2 " X14		20	20	46	22	
S1T-08-12SP	R1/2 " X14	R3/4 " X14		20	20	48	27	
S1T-12SP	R3/4 " X14	R3/4 " X14		20	20	48	27	
S1T-12-16SP	R3/4 " X14	R1 " X11		20	25.5	55.5	36	
S1T-16SP	R1 " X11	R1 " X11		25.5	25.5	61	36	
S1T-16-20SP	R1 " X11	R1.1/4 " X11		25.5	26.5	64.5	46	
S1T-20SP	R1.1/4 " X11	R1.1/4 " X11		26.5	26.5	65.5	46	
S1T-20-24SP	R1.1/4 " X11	R1.1/2 " X11		26.5	26.5	67	50	
S1T-24SP	R1.1/2 " X11	R1.1/2 " X11		26.5	26.5	67	50	
S1T-24-32SP	R1.1/2 " X11	R2 " X11		26.5	30	71.5	65	
S1T-32SP	R2 " X11	R2 " X11		30	30	75	65	

英制

过渡接头 ADAPTER 英制 BSP And BSPT Thread Fitting Sannke®

E

S1T9-SP

90° 弯英锥管外螺纹60° 内锥
90° ELBOW BSPT MALE 60° SEAT

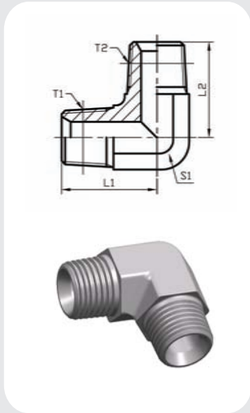

代号 PART NO.	螺纹 THREAD T1	T2		尺寸 DIMENSIONS L1	L2	S1		
S1T9-02SP	R1/8 " X28	R1/8 " X28		21	21	11		
S1T9-02-04SP	R1/8 " X28	R1/4 " X19		23.5	25.5	14		
S1T9-04SP	R1/4 " X19	R1/4 " X19		25.5	25.5	14		
S1T9-04-06SP	R1/4 " X19	R3/8 " X19		26.5	28.5	16		
S1T9-06SP	R3/8 " X19	R3/8 " X19		28.5	28.5	16		
S1T9-06-08SP	R3/8 " X19	R1/2 " X14		32.5	36	22		
S1T9-08SP	R1/2 " X14	R1/2 " X14		36	36	22		
S1T9-08-12SP	R1/2 " X14	R3/4 " X14		39.5	43.5	27		
S1T9-12SP	R3/4 " X14	R3/4 " X14		43.5	43.5	27		
S1T9-12-16SP	R3/4 " X14	R1 " X11		48	50	33		
S1T9-16SP	R1 " X11	R1 " X11		50	50	33		
S1T9-16-20SP	R1 " X11	R1.1/4 " X11		56.5	57.5	41		
S1T9-20SP	R1.1/4 " X11	R1.1/4 " X11		57.5	57.5	41		
S1T9-24SP	R1.1/2 " X11	R1.1/2 " X11		62.5	62.5	48		
S1T9-32SP	R2 " X11	R2 " X11		68	75	63		

S4T-SP

英锥管外螺纹60° 内锥堵头
BSPT MALE 60° SEAT PLUG

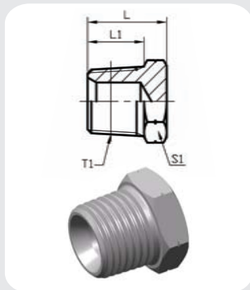

代号 PART NO.	螺纹 THREAD T1			尺寸 DIMENSIONS L	L1	S1		
S4T-02SP	R1/8'X28			16	10	12		
S4T-04SP	R1/4 " X19			20	14.5	14		
S4T-06SP	R3/8 " X19			21	15	17		
S4T-08SP	R1/2 " X14			27	20	22		
S4T-12SP	R3/4 " X14			29	20	27		
S4T-16SP	R1 " X11			36.5	25.5	36		
S4T-20SP	R1.1/4 " X11			38.5	26.5	46		
S4T-24SP	R1.1/2 " X11			42	26.5	50		
S4T-32SP	R2X11			47	30	65		

S5GT

英管外螺纹O型圈/英锥管内螺纹
BSP MALE O-RING/BSPT FEMALE

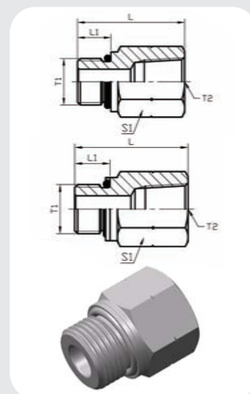

代号 PART NO.	螺纹 THREAD T1	T2		尺寸 DIMENSIONS L1	L2	S1		
S5GT-02	G1/8 " X28	Rc1/8 " X28		9.5	26	14		
S5GT-04	G1/4 " X19	Rc1/4 " X19		10	32	19		
S5GT-06	G3/8 " X19	Rc3/8 " X19		11.5	37	22		
S5GT-08-06	G1/2 " X14	Rc3/8 " X19		14	38	27		
S5GT-08	G1/2 " X14	Rc1/2 " X14		14	46	27		
S5GT-12	G3/4 " X14	Rc3/4 " X14		15.5	49.5	36		
S5GT-16	G1 " X11	Rc1 " X11		18	52	41		

注:若需配挡圈请在代号后加“DQ”，如S5GT-16DQ。
Note：If you interested to order the adapter with retainer ring,please insert suffix"DQ" after our Part No, for example S5GT-16DQ.

英制

S5T-SP

英锥管外螺纹60° 内锥/ 英锥管内螺纹
BSPT MALE 60° SEAT/BSPT FEMALE

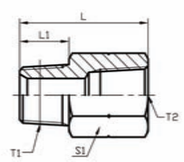

A 类

代号 PART NO.	螺纹 THREAD T1	T2		尺寸 DIMENSIONS L1	L	S1		
S5T-02-04SP	R1/8 " X28	Rc1/4 " X19		11	32.5	19		
S5T-04-02SP	R1/4 " X19	Rc1/8 " X28		14.5	20.5	14		
S5T-04SP	R1/4 " X19	Rc1/4 " X19		14.5	36	19		
S5T-04-06SP	R1/4 " X19	Rc3/8 " X19		14.5	38	22		
S5T-06-04SP	R3/8 " X19	Rc1/4 " X19		15	23	19		
S5T-06SP	R3/8 " X19	Rc3/8 " X19		15	38.5	22		
S5T-06-08SP	R3/8 " X19	Rc1/2 " X14		15	44	27		
S5T-08-04SP	R1/2 " X14	Rc1/4 " X19		20	30	24		
S5T-08-06SP	R1/2 " X14	Rc3/8 " X19		20	30	24		
S5T-08SP	R1/2 " X14	Rc1/2 " X14		20	49	27		
S5T-08-12SP	R1/2 " X14	Rc3/4 " X14		20	51	36		
S5T-12-06SP	R3/4 " X14	Rc3/8 " X19		20	31	30		
S5T-12-08SP	R3/4 " X14	Rc1/2 " X14		20	31	30		
S5T-12SP	R3/4 " X14	Rc3/4 " X14		20	51	36		
S5T-12-16SP	R3/4 " X14	Rc1 " X11		20	56.5	41		
S5T-16-08SP	R1 " X11	Rc1/2 " X14		25.5	37	36		
S5T-16-12SP	R1 " X11	Rc3/4 " X14		25.5	37	36		
S5T-16SP	R1 " X11	Rc1 " X11		25.5	60	41		
S5T-16-20SP	R1 " X11	Rc1.1/4 " X11		25.5	64	50		
S5T-20-12SP	R1.1/4 " X11	Rc3/4 " X14		26.5	38	46		
S5T-20-16SP	R1.1/4 " X11	Rc1 " X11		26.5	38	46		
S5T-20SP	R1.1/4 " X11	Rc1.1/4 " X11		26.5	64.5	50		
S5T-24-16SP	R1.1/2 " X11	Rc1 " X11		26.5	41	50		
S5T-24-20SP	R1.1/2 " X11	Rc1.1/4 " X11		26.5	41	50		
S5T-32-20SP	R2 " X11	Rc1.1/4 " X11		30	45	65		
S5T-32-24SP	R2 " X11	Rc1.1/2 " X11		30	45	65		

S5T9-SP

90° 弯英锥管外螺纹60° 内锥/ 英锥管内螺纹
90° ELBOW BSPT MALE 60° SEAT/BSPT FEMALE

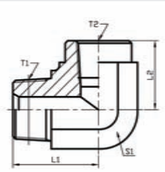

代号 PART NO.	螺纹 THREAD T1	T2		尺寸 DIMENSIONS L1	L2	S1		
S5T9-02SP	R1/8 " X28	Rc1/8 " X28		24.5	23	16		
S5T9-04SP	R1/4 " X19	Rc1/4 " X19		28.5	25	19		
S5T9-06SP	R3/8 " X19	Rc3/8 " X19		33.5	25	24		
S5T9-08SP	R1/2 " X14	Rc1/2 " X14		40.8	31.5	30		
S5T9-12SP	R3/4 " X14	Rc3/4 " X14		47.5	37	33		
S5T9-16SP	R1 " X11	Rc1 " X11		56.5	43	41		
S5T9-20SP	R1.1/4 " X11	Rc1.1/4 " X11		61	50	48		
S5T9-24SP	R1.1/2 " X11	Rc1.1/2 " X11		75	55	63		

S7T

英锥管内螺纹
BSPT FEMALE

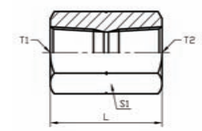

A 类

代号 PART NO.	螺纹 THREAD T1	T2		尺寸 DIMENSIONS L	S1			
S7T-02	Rc1/8 " X28	Rc1/8 " X28		20	14			
S7T-02-04	Rc1/8 " X28	Rc1/4 " X19		30	19			
S7T-04	Rc1/4 " X19	Rc1/4 " X19		30	19			
S7T-04-06	Rc1/4 " X19	Rc3/8 " X19		30	22			
S7T-04-08	Rc1/4 " X19	Rc1/2 " X14		40	27			
S7T-06	Rc3/8 " X19	Rc3/8 " X19		30	22			
S7T-06-08	Rc3/8 " X19	Rc1/2 " X14		40	27			
S7T-06-12	Rc3/8 " X19	Rc3/4 " X14		37	36			
S7T-08	Rc1/2 " X14	Rc1/2 " X14		40	27			
S7T-08-12	Rc1/2 " X14	Rc3/4 " X14		42	36			
S7T-12	Rc3/4 " X14	Rc3/4 " X14		42	36			
S7T-12-16	Rc3/4 " X14	Rc1 " X11		50	41			
S7T-16	Rc1 " X11	Rc1 " X11		50	41			
S7T-16-20	Rc1 " X11	Rc1.1/4 " X11		52	50			
S7T-20	Rc1.1/4 " X11	Rc1.1/4 " X11		55	50			
S7T-24	Rc1.1/2 " X11	Rc1.1/2 " X11		55	55			
S7T-32	Rc2 " X11	Rc2 " X11		65	70			

S7T9

90°弯英锥管内螺纹
90° BSPT FEMALE

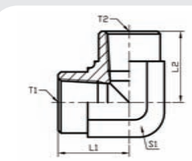

代号 PART NO.	螺纹 THREAD T1	T2		尺寸 DIMENSIONS L1	L2	S1		
S7T9-02	Rc1/8 " X28	Rc1/8 " X28		20	20	16		
S7T9-04	Rc1/4 " X19	Rc1/4 " X19		22.5	22.5	19		
S7T9-06	Rc3/8 " X19	Rc3/8 " X19		26	26	24		
S7T9-08	Rc1/2 " X14	Rc1/2 " X14		31	31	27		
S7T9-12	Rc3/4 " X14	Rc3/4 " X14		34	34	33		
S7T9-16	Rc1 " X11	Rc1 " X11		42	42	41		
S7T9-20	Rc1.1/4 " X11	Rc1.1/4 " X11		48	48	50		
S7T9-24	Rc1.1/2 " X11	Rc1.1/2 " X11		53	53	60		
S7T9-32	Rc2 " X11	Rc2 " X11		62	62	70		

SGT

英锥管内螺纹三通
BSPT FEMALE TEE

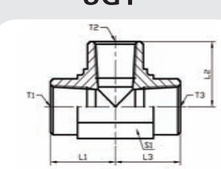

A 类

代号 PART NO.	螺纹 THREAD T1	T2	T3	尺寸 DIMENSIONS L1	L2	L3	S1	
SGT-02	Rc1/8 " X28	Rc1/8 " X28	Rc1/8 " X28	20	20	20	16	
SGT-04	Rc1/4 " X19	Rc1/4 " X19	Rc1/4 " X19	22.5	22.5	22.5	19	
SGT-06	Rc3/8 " X19	Rc3/8 " X19	Rc3/8 " X19	26	26	26	24	
SGT-08	Rc1/2 " X14	Rc1/2 " X14	Rc1/2 " X14	31	31	31	27	
SGT-12	Rc3/4 " X14	Rc3/4 " X14	Rc3/4 " X14	34	34	34	33	
SGT-16	Rc1 " X11	Rc1 " X11	Rc1 " X11	42	42	42	41	
SGT-20	Rc1.1/4 " X11	Rc1.1/4 " X11	Rc1.1/4 " X11	48	48	48	50	
SGT-24	Rc1.1/2 " X11	Rc1.1/2 " X11	Rc1.1/2 " X11	53	53	53	60	
SGT-32	Rc2 " X11	Rc2 " X11	Rc2 " X11	62	62	62	70	

E

SZT

英锥管内螺纹四通
BSPT FEMALE CROSS

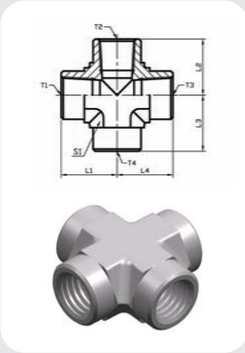

代号 PART NO.	螺纹 THREAD				尺寸 DIMENSIONS	
	T1	T2	T3	T4	L1,L2,L3,L4	S1
SZT-02	Rc1/8 " X28	Rc1/8 " X28	Rc1/8 " X28	Rc1/8 " X28	20	16
SZT-04	Rc1/4 " X19	Rc1/4 " X19	Rc1/4 " X19	Rc1/4 " X19	22.5	19
SZT-06	Rc3/8 " X19	Rc3/8 " X19	Rc3/8 " X19	Rc3/8 " X19	26	24
SZT-08	Rc1/2 " X14	Rc1/2 " X14	Rc1/2 " X14	Rc1/2 " X14	31	27
SZT-12	Rc3/4 " X14	Rc3/4 " X14	Rc3/4 " X14	Rc3/4 " X14	34	33
SZT-16	Rc1 " X11	Rc1 " X11	Rc1 " X11	Rc1 " X11	42	41
SZT-20	Rc1.1/4 " X11	Rc1.1/4 " X11	Rc1.1/4 " X11	Rc1.1/4 " X11	48	50

S4G

英管外螺纹O型圈堵头
BSP MALE O-RING PLUG

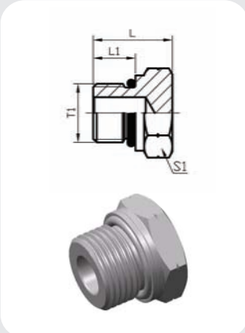

代号 PART NO.	螺纹 THREAD			尺寸 DIMENSIONS				
	T1			L1	L	S1		
S4G-04	G1/4 " X19			11	19	19		
S4G-06	G3/8 " X19			11.5	22	22		
S4G-08	G1/2 " X14			14	27	27		
S4G-12	G3/4 " X14			15.5	29.5	32		
S4G-16	G1 " X11			18	34	41		

注:若需配挡圈请在代号后加“DQ”，如S4G-16DQ。
Note：If you interested to order the adapter with retainer ring,please insert suffix"DQ" after our Part No, for example S4G-16DQ.

S4B

英管外螺纹60° 内锥或六角端面组合垫密封堵头
BSP MALE DOUBLE USE FOR 60° SEAT OR BONDED SEAL PLUG

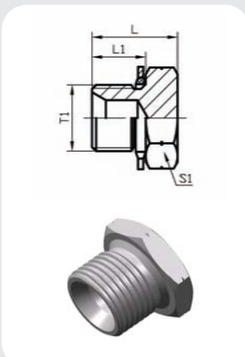

代号 PART NO.	螺纹 THREAD			尺寸 DIMENSIONS				
	T1			L	L1	S1		
S4B-02	G1/8 " X28			16	10	14		
S4B-04	G1/4 " X19			18	12	19		
S4B-06	G3/8 " X19			21.5	13.5	22		
S4B-08	G1/2 " X14			26	16	27		
S4B-10	G5/8 " X14			27.5	17.5	30		

英制

过渡接头 ADAPTER 英制 BSP And BSPT Thread Fitting Sannke®

E

S4BN

英管外螺纹六角端面组合垫密封内六角堵头
BSP MALE DOUBLE USE FOR BONDED SEAL INTERNAL HEX PLUG

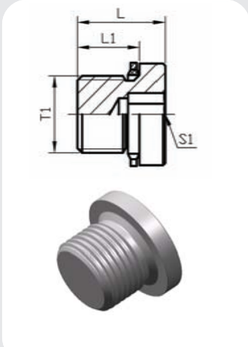

代号 PART NO.	螺纹 THREAD			尺寸 DIMENSIONS				
	T1			L	L1	S1		
S4BN-02	G1/8 " X28			11	8	5		
S4BN-04	G1/4 " X19			15	12	6		
S4BN-06	G3/8 " X19			15	12	8		
S4BN-08	G1/2 " X14			18	14	10		
S4BN-12	G3/4 " X14			20	16	12		
S4BN-16	G1 " X11			21	16	17		

S4B-WD

英管外螺纹胶垫密封堵头
BSP MALE CAPTIVE SEAL PLUG

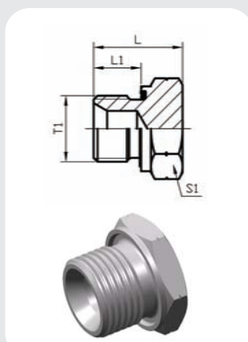

代号 PART NO.	螺纹 THREAD			尺寸 DIMENSIONS				
	T1			L	L1	S1		
S4B-02WD	G1/8 " X28			15.5	8	14		
S4B-04WD	G1/4 " X19			19.6	12	19		
S4B-06WD	G3/8 " X19			22.5	12	22		
S4B-08WD	G1/2 " X14			25	14	27		
S4B-12WD	G3/4 " X14			29	16	32		
S4B-16WD	G1 " X11			35	18	41		
S4B-20WD	G1.1/4 " X11			37	20	50		
S4B-24WD	G1.1/2 " X11			40	22	55		

S4BN-WD

英管外螺纹胶垫密封内六角堵头
BSP MALE CAPTIVE SEAL INTERNAL HEX PLUG

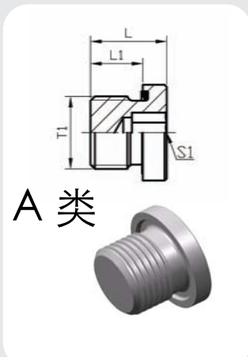

A 类

代号 PART NO.	螺纹 THREAD			尺寸 DIMENSIONS				
	T1			L	L1	S1		
S4BN-02WD	G1/8 " X28			12.2	8	5		
S4BN-04WD	G1/4 " X19			17.2	12	6		
S4BN-06WD	G3/8 " X19			17.2	12	8		
S4BN-08WD	G1/2 " X14			19.2	14	10		
S4BN-12WD	G3/4 " X14			21.2	16	12		
S4BN-16WD	G1 " X11			22.8	16	17		
S4BN-20WD	G1.1/4 " X11			26.8	20	22		
S4BN-24WD	G1.1/2 " X11			28.8	22	24		

英制

E

S1J

美制JIC外螺纹74° 外锥
JIC MALE 74° CONE

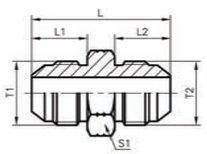

A 类

代号 PART NO.	螺纹 THREAD T1	T2		尺寸 DIMENSIONS L1	L2	L3	S1	重量 g	工作压力 Mpa
S1J–04	7/16 " X20	7/16 " X20		14	14	34	12	23	34.5
S1J–04–05	7/16 " X20	1/2 " X20		14	14	34	14	26	
S1J–04–06	7/16 " X20	9/16 " X18		14	14.1	36	17	35	
S1J–04–08	7/16 " X20	3/4 " X16		14	16.7	38.5	22	60	31
S1J–05	1/2 " X20	1/2 " X20		14	14	34.8	14	29	34.5
S1J–05–06	1/2 " X20	9/16 " X18		14	14.1	34	17	35	
S1J–05–08	1/2 " X20	3/4 " X16		14	16.7	38.5	22	63	31
S1J–06	9/16 " X18	9/16 " X18		14.1	14.1	34.2	17	35	34.5
S1J–06–08	9/16 " X18	3/4 " X16		14.1	16.7	38.5	22	62	31
S1J–06–10	9/16 " X18	7/8 " X14		14.1	19.3	41.5	24	81	24
S1J–08	3/4 " X16	3/4 " X16		16.7	16.7	42	22	78	31
S1J–08–10	3/4 " X16	7/8 " X14		16.7	19.3	44	24	92	24
S1J–08–12	3/4 " X16	1.1/16 " X12		16.7	21.9	49	30	148	
S1J–10	7/8 " X14	7/8 " X14		19.3	19.3	46.5	24	102	
S1J–10–12	7/8 " X14	1.1/16 " X12		19.3	21.9	51	30	152	
S1J–10–16	7/8 " X14	1.5/16 " X12		19.3	23.1	53.5	36	219	21
S1J–12	1.1/16 " X12	1.1/16 " X12		21.9	21.9	54	30	175	
S1J–12–14	1.1/16 " X12	1.3/16 " X12		21.9	22.6	55.5	32	203	
S1J–12–16	1.1/16 " X12	1.5/16 " X12		21.9	23.1	56.1	36	236	
S1J–14	1.3/16 " X12	1.3/16 " X12		22.6	22.6	56.1	32	239	
S1J–14–16	1.3/16 " X12	1.5/16 " X12		22.6	23.1	56.5	36	260	
S1J–16	1.5/16 " X12	1.5/16 " X12		23.1	23.1	57	36	257	
S1J–16–20	1.5/16 " X12	1.5/8 " X12		23.1	24.3	60.5	46	384	17
S1J–16–24	1.5/16 " X12	1.7/8 " X12		23.1	27.5	65.5	50	497	14
S1J–20	1.5/8 " X12	1.5/8 " X12		24.3	24.3	62	46	422	17
S1J–20–24	1.5/8 " X12	1.7/8 " X12		24.3	27.5	67	50	523	14
S1J–20–32	1.5/8 " X12	2.1/2 " X12		24.3	33.9	75	65	978	10.5
S1J–24	1.7/8 " X12	1.7/8 " X12		27.5	27.5	70	50	553	14
S1J–24–32	1.7/8 " X12	2.1/2 " X12		27.5	33.9	78.5	65	896	10.5
S1J–32	2.1/2 " X12	2.1/2 " X12		33.9	33.9	85	65	1150	

美制

S1J4

45° 弯美制JIC外螺纹74° 外锥
45° ELBOW JIC MALE 74° CONE

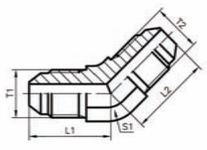

代号 PART NO.	螺纹 THREAD T1	T2		尺寸 DIMENSIONS L1	L2		S1	重量 g	工作压力 Mpa
S1J4–04	7/16 " X20	7/16 " X20		8.5	8.5		11	25	34.5
S1J4–05	1/2 " X20	1/2 " X20		19.5	19.5		14	33	
S1J4–06	9/16 " X18	9/16 " X18		21	21		14	39	
S1J4–08	3/4 " X16	3/4 " X16		25	25		19	83	31
S1J4–10	7/8 " X14	7/8 " X14		28	28		22	120	24
S1J4–12	1.1/16 " X12	1.1/16 " X12		32.5	32.5		27	198	
S1J4–16	1.5/16 " X12	1.5/16 " X12		37.5	37.5		33	295	21

过渡接头 ADAPTER 美制 JIC,ORFS,SAE,NPT AND NPSM Thread Fitting Sannke®

E

S1J9

90° 弯美制JIC外螺纹74° 外锥
90° ELBOW JIC MALE 74° CONE

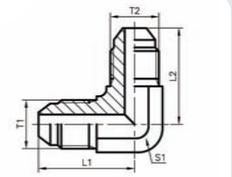



A 类

代号 PART NO.	螺纹 THREAD T1	T2		尺寸 DIMENSIONS L1	L2		S1	重量 g	工作压力 Mpa
S1J9–04	7/16 " X20	7/16 " X20		23	23		11	27	34.5
S1J9–05	1/2 " X20	1/2 " X20		24.5	24.5		14	35	
S1J9–06	9/16 " X18	9/16 " X18		26.9	26.9		14	46	
S1J9–08	3/4 " X16	3/4 " X16		32	32		19	100	31
S1J9–10	7/8 " X14	7/8 " X14		37.8	37.8		22	146	24
S1J9–12	1.1/16 " X12	1.1/16 " X12		44.2	44.2		27	246	
S1J9–14	1.3/16 " X12	1.3/16 " X12		47.5	47.5		30	361	31
S1J9–16	1.5/16 " X12	1.5/16 " X12		46	46		33	363	21
S1J9–20	1.5/8 " X12	1.5/8 " X12		55.5	55.5		41	363	17
S1J9–24	1.7/8 " X12	1.7/8 " X12		62.5	62.5		48	863	14
S1J9–32	2.1/2 " X12	2.1/2 " X12		78	78		63	1890	10.5

美制

S2J

美制JIC外螺纹74° 外锥/JIC内螺纹74° 内锥
JIC MALE 74° CONE/JIC FEMALE 74° SEAT

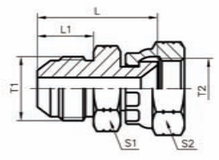

A 类

代号 PART NO.	螺纹 THREAD			尺寸 DIMENSIONS L1	L	S1	S2	重量 g	工作压力 Mpa
S2J–04	7/16 " X20	7/16 " X20		14	28	12	14	17	34.5
S2J–04–05	7/16 " X20	1/2 " X20		14	28	12	17	19	
S2J–04–06	7/16 " X20	9/16 " X18		14	28.5	14	19	23	
S2J–04–08	7/16 " X20	3/4 " X16		14	30.5	19	24	31	31
S2J–05	1/2 " X20	1/2 " X20		14	28	14	17	24	34.5
S2J–05–06	1/2 " X20	9/16 " X18		14	28.5	14	19	25	
S2J–05–08	1/2 " X20	3/4 " X16		14	30.5	19	24	33	31
S2J–06	9/16 " X18	9/16 " X18		14.1	28	17	19	32	34.5
S2J–06–08	9/16 " X18	3/4 " X16		14.1	31	19	24	36	31
S2J–06–10	9/16 " X18	7/8 " X14		14.1	33.5	22	27	49	24
S2J–08	3/4 " X16	3/4 " X16		16.7	36	22	24	61	31
S2J–08–06	3/4 " X16	9/16 " X18		16.7	34	22	19	63	
S2J–08–10	3/4 " X16	7/8 " X14		16.7	36.5	22	27	64	24
S2J–08–12	3/4 " X16	1.1/16 " X12		16.7	39.5	27	32	90	
S2J–10	7/8 " X14	7/8 " X14		19.3	39	24	27	82	
S2J–10–08	7/8 " X14	3/4 " X16		19.3	38	24	24	79	
S2J–10–12	7/8 " X14	1.1/16 " X12		19.3	42	27	32	100	
S2J–12	1.1/16 " X12	1.1/16 " X12		21.9	44.5	30	32	138	
S2J–12–10	1.1/16 " X12	7/8 " X14		21.9	43.5	30	27	137	
S2J–12–16	1.1/16 " X12	1.5/16 " X12		21.9	45.5	32	41	165	21
S2J–16	1.5/16 " X12	1.5/16 " X12		23.1	46.5	36	41	190	
S2J–16–20	1.5/16 " X12	1.5/8 " X12		23.1	53	41	50	260	17
S2J–20	1.5/8 " X12	1.5/8 " X12		24.3	54.5	46	50	359	
S2J–20–24	1.5/8 " X12	1.7/8 " X12		24.3	55.5	46	55	348	14
S2J–24	1.7/8 " X12	1.7/8 " X12		27.5	61	50	55	465	
S2J–24–32	1.7/8 " X12	2.1/2 " X12		27.5	63	65	75	626	10.5
S2J–32	2.1/2 " X12	2.1/2 " X12		33.9	69.5	65	75	853	

美制

E

S2J9

90° 美制JIC外螺纹74° 外锥/JIC内螺纹74° 内锥
90° ELBOWJIC MALE 74° CONE/JIC FEMALE 74° SEAT

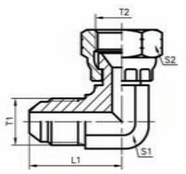

A 类

代号 PART NO.	螺纹 THREAD T1	T2		尺寸 DIMENSIONS L1		S1	S2	重量 g	工作压力 Mpa
S2J9–04	7/16 " X20	7/16 " X20		22.6		11	14	20	34.5
S2J9–05	1/2 " X20	1/2 " X20		24.1		14	17	29	
S2J9–06	9/16 " X18	9/16 " X18		26.9		14	19	35	
S2J9–06–08	9/16 " X18	3/4 " X16		28.5		16	24	45	31
S2J9–08–06	3/4 " X16	9/16 " X18		32		19	19	72	
S2J9–08	3/4 " X16	3/4 " X16		32		19	24	79	
S2J9–08–10	3/4 " X16	7/8 " X14		32		19	27	88	24
S2J9–10	7/8 " X14	7/8 " X14		36.8		22	27	112	
S2J9–10–08	7/8 " X14	3/4 " X16		36.8		22	24	102	
S2J9–10–12	7/8 " X14	1.1/16 " X12		39.5		24	32	137	
S2J9–12	1.1/16 " X12	1.1/16 " X12		42.2		27	32	183	
S2J9–12–10	1.1/16 " X12	7/8 " X14		42.2		27	27	163	
S2J9–12–16	1.1/16 " X12	1.5/16 " X12		46		30	41	216	21
S2J9–14	1.3/16 " X12	1.3/16 " X12		45.7		30	36	230	
S2J9–16	1.5/16 " X12	1.5/16 " X12		46		33	41	275	17
S2J9–16–20	1.5/16 " X12	1.5/8 " X12		54		41	50	416	
S2J9–20–16	1.5/8 " X12	1.5/16 " X12		52.3		41	41	405	
S2J9–20	1.5/8 " X12	1.5/8 " X12		52.3		41	50	510	
S2J9–20–24	1.5/8 " X12	1.7/8 " X12		59.5		48	55	582	14
S2J9–24–20	1.7/8 " X12	1.5/8 " X12		62.5		48	50	658	
S2J9–24	1.7/8 " X12	1.7/8 " X12		62.5		48	55	685	
S2J9–32	2.1/2 " X12	2.1/2 " X12		78		63	75	1412	10.5

美 制

SAJ

美制JIC外螺纹74° 外锥三通
JIC MALE 74° CONE TEE

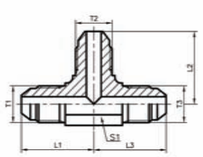

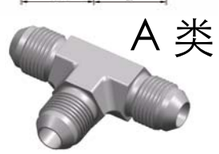

A 类

代号 PART NO.	螺纹 THREAD T1	T2	T3	尺寸 DIMENSIONS L1	L2	L3	S1	重量 g	工作压力 Mpa
SAJ–04	7/16 " X20	7/16 " X20	7/16 " X20	24.5	24.5	24.5	11	44	34.5
SAJ–05	1/2 " X20	1/2 " X20	1/2 " X20	26	26	26	14	56	
SAJ–06	9/16 " X18	9/16 " X18	9/16 " X18	26.9	26.9	26.9	14	70	
SAJ–08	3/4 " X16	3/4 " X16	3/4 " X16	32	32	32	19	150	31
SAJ–10	7/8 " X14	7/8 " X14	7/8 " X14	37.8	37.8	37.8	22	220	24
SAJ–12	1.1/16 " X12	1.1/16 " X12	1.1/16 " X12	44.2	44.2	44.2	27	370	
SAJ–16	1.5/16 " X12	1.5/16 " X12	1.5/16 " X12	49	49	49	33	558	21
SAJ–20	1.5/8 " X12	1.5/8 " X12	1.5/8 " X12	56.5	56.5	56.5	41	966	17
SAJ–24	1.7/8 " X12	1.7/8 " X12	1.7/8 " X12	63	63	63	48	1305	14
SAJ–32	2.1/2 " X12	2.1/2 " X12	2.1/2 " X12	78	78	78	63	2835	10.5

过渡接头 ADAPTER 美制 JIC,ORFS,SAE,NPT AND NPSM Thread Fitting Sannke®

E

SBJ

美制JIC外螺纹74° 外锥/美制JIC内螺纹74° 内锥分支三通
JIC MALE 74° CONE/JIC FEMALE BRANCH TEE

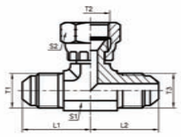

代号 PART NO.	螺纹 THREAD T1	T2	T3	尺寸 DIMENSIONS L1	L2	S1	S2	重量 g	工作压力 Mpa
SBJ–04	7/16 " X20	7/16 " X20	7/16 " X20	22.6	22.6	11	14	35	34.5
SBJ–05	1/2 " X20	1/2 " X20	1/2 " X20	24.1	24.1	14	17	49	
SBJ–06	9/16 " X18	9/16 " X18	9/16 " X18	26.9	26.9	14	19	61	
SBJ–08	3/4 " X16	3/4 " X16	3/4 " X16	32	32	19	24	121	31
SBJ–10	7/8 " X14	7/8 " X14	7/8 " X14	36.8	36.8	22	27	192	24
SBJ–12	1.1/16 " X12	1.1/16 " X12	1.1/16 " X12	42.2	42.2	27	32	315	
SBJ–14	1.3/16 " X12	1.3/16 " X12	1.3/16 " X12	45.7	45.7	30	36	385	21
SBJ–16	1.5/16 " X12	1.5/16 " X12	1.5/16 " X12	46	46	33	41	477	
SBJ–20	1.5/8 " X12	1.5/8 " X12	1.5/8 " X12	52.3	52.3	41	50	876	17
SBJ–24	1.7/8 " X12	1.7/8 " X12	1.7/8 " X12	62.5	62.5	48	55	114	14
SBJ–32	2.1/2 " X12	2.1/2 " X12	2.1/2 " X12	78	78	63	75	2455	10.5

SCJ

美制JIC外螺纹74° 外锥/美制JIC内螺纹74° 内锥主支三通
JIC MALE 74° CONE/JIC FEMALE RUN TEE

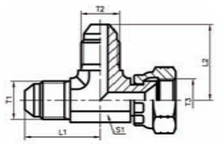

A 类

代号 PART NO.	螺纹 THREAD T1	T2	T3	尺寸 DIMENSIONS L1	L2	S1	S2	重量 g	工作压力 Mpa
SCJ–04	7/16 " X20	7/16 " X20	7/16 " X20	22.6	22.6	11	14	34	34.5
SCJ–05	1/2 " X20	1/2 " X20	1/2 " X20	24.1	24.1	14	17	49	
SCJ–06	9/16 " X18	9/16 " X18	9/16 " X18	26.9	26.9	14	19	61	
SCJ–08	3/4 " X16	3/4 " X16	3/4 " X16	32	32	19	24	121	31
SCJ–10	7/8 " X14	7/8 " X14	7/8 " X14	36.8	36.8	22	27	192	24
SCJ–12	1.1/16 " X12	1.1/16 " X12	1.1/16 " X12	42.2	42.2	27	32	315	
SCJ–14	1.3/16 " X12	1.3/16 " X12	1.3/16 " X12	45.7	45.7	30	36	385	21
SCJ–16	1.5/16 " X12	1.5/16 " X12	1.5/16 " X12	46	46	33	41	477	
SCJ–20	1.5/8 " X12	1.5/8 " X12	1.5/8 " X12	52.3	52.3	41	50	876	17
SCJ–24	1.7/8 " X12	1.7/8 " X12	1.7/8 " X12	62.5	62.5	48	55	114	14
SCJ–32	2.1/2 " X12	2.1/2 " X12	2.1/2 " X12	78	78	63	75	2455	10.5

美 制

S3J

美制JIC内螺纹74° 内锥
JIC FEMALE 74° SEAT

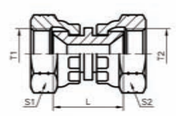

代号 PART NO.	螺纹 THREAD T1	T2	尺寸 DIMENSIONS L	S1	S2	重量 g	工作压力 Mpa
S3J–04	7/16 " X20	7/16 " X20	19	14	14	30	34.5
S3J–05	1/2 " X20	1/2 " X20	21	17	17	42	
S3J–06	9/16 " X18	9/16 " X18	21	19	19	51	
S3J–06–08	9/16 " X18	3/4 " X16	23	19	24	78	31
S3J–08	3/4 " X16	3/4 " X16	26	24	24	114	
S3J–10	7/8 " X14	7/8 " X14	27	27	27	155	24
S3J–12	1.1/16 " X12	1.1/16 " X12	29	32	32	242	
S3J–16	1.5/16 " X12	1.5/16 " X12	29	41	41	358	21
S3J–20	1.5/8 " X12	1.5/8 " X12	35	50	50	648	17
S3J–24	1.7/8 " X12	1.7/8 " X12	35.5	55	55	845	14

E

S4J

美制JIC外螺纹74° 外锥堵头
JIC MALE 74° CONE PLUG

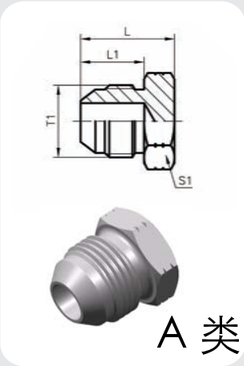

代号 PART NO.	螺纹 THREAD T1	尺寸 DIMENSIONS L1	L	S1	重量 g	工作压力 Mpa
S4J-04	7/16 " X20	14	20.3	12	15	34.5
S4J-05	1/2 " X20	14	20.3	14	19	
S4J-06	9/16 " X18	14.1	20.3	17	24	
S4J-08	3/4 " X16	16.7	23.9	22	50	31
S4J-10	7/8 " X14	19.3	27.9	24	71	24
S4J-12	1.1/16 " X12	21.9	32.5	30	126	
S4J-14	1.3/16 " X12	22.6	33.3	32	148	21
S4J-16	1.5/16 " X12	23.1	34	36	187	
S4J-20	1.5/8 " X12	24.3	36.8	46	317	17
S4J-24	1.7/8 " X12	27.5	42	50	434	14
S4J-32	2.1/2 " X12	33.9	52	65	926	10.5

美制

S9J

美制JIC内螺纹74° 内锥堵头
JIC FEMALE 74° SEAT PLUG

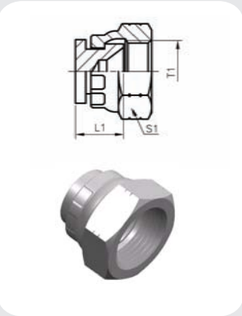

代号 PART NO.	螺纹 THREAD T1	尺寸 DIMENSIONS L1	S1	重量 g	工作压力 Mpa
S9J-04	7/16 " X20	9	14	5	34.5
S9J-05	1/2 " X20	9.5	17	7	
S9J-06	9/16 " X18	10.5	19	10	
S9J-08	3/4 " X16	11	24	17	31
S9J-10	7/8 " X14	13	27	28	24
S9J-12	1.1/16 " X12	15	32	46	
S9J-14	1.3/16 " X12	15	36	58	21
S9J-16	1.5/16 " X12	16	41	75	
S9J-20	1.5/8 " X12	17	50	125	17
S9J-24	1.7/8 " X12	20	55	181	14
S9J-32	2.1/2 " X12	23.5	75	345	10.5

S9J-CAP

美制JIC74° 内螺纹堵头
JIC 74° FEMALE PLUG

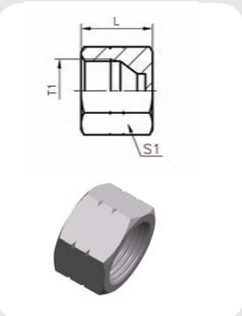

代号 PART NO.	螺纹 THREAD T1	尺寸 DIMENSIONS L	S1	重量 g	工作压力 Mpa
S9J-04CAP	7/16 " X20	15.1	14	13	34.5
S9J-05CAP	1/2 " X20	15.5	17	17	
S9J-06CAP	9/16 " X18	15.9	19	21	
S9J-08CAP	3/4 " X16	19	24	40	31
S9J-10CAP	7/8 " X14	21.4	27	57	24
S9J-12CAP	1.1/16 " X12	23	32	80	
S9J-16CAP	1.5/16 " X12	25.8	41	155	21
S9J-20CAP	1.5/8 " X12	27	50	234	17
S9J-24CAP	1.7/8 " X12	30.2	60	388	14
S9J-32CAP	2.1/2 " X12	36.5	75	652	10.5

E

S6J-LN

美制JIC外螺纹74° 外锥过板接头
JIC MALE 74° CONE BULKHEAD

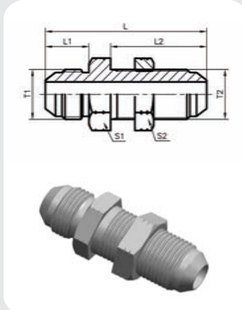

代号 PART NO.	螺纹 THREAD T1	T2	尺寸 DIMENSIONS L1	L2	L	S1	S2	重量 g	工作压力 Mpa
S6J-04LN	7/16 " X20	7/16 " X20	14	30.5	52.6	17	17	52	34.5
S6J-05LN	1/2 " X20	1/2 " X20	14	30.5	52.6	19	19	64	
S6J-06LN	9/16 " X18	9/16 " X18	14.1	32.5	55.4	22	22	82	
S6J-08LN	3/4 " X16	3/4 " X16	16.7	36.5	62	24	24	131	31
S6J-10LN	7/8 " X14	7/8 " X14	19.3	40.1	69.6	30	30	201	24
S6J-12LN	1.1/16 " X12	1.1/16 " X12	21.9	44.4	78.5	36	36	332	
S6J-14LN	1.3/16 " X12	1.3/16 " X12	22.6	44.4	79.2	38	38	371	21
S6J-16LN	1.5/16 " X12	1.5/16 " X12	23.1	44.4	79.8	41	41	441	
S6J-20LN	1.5/8 " X12	1.5/8 " X12	24.3	45.7	84.1	50	50	672	17
S6J-24LN	1.7/8 " X12	1.7/8 " X12	27.5	46	89.4	55	55	835	14
S6J-32LN	2.1/2 " X12	2.1/2 " X12	33.9	53.1	106.7	70	70	1602	10.5

美制

S6J4-LN

45° 弯美制JIC外螺纹74° 外锥过板接头
45° ELBOW JIC MALE 74° CONE BULKHEAD

代号 PART NO.	螺纹 THREAD T1	T2	尺寸 DIMENSIONS L1	L2	L3	S1	S2	重量 g	工作压力 Mpa
S6J4-04LN	7/16 " X20	7/16 " X20	18.5	38.9	26	11	17	46	34.5
S6J4-05LN	1/2 " X20	1/2 " X20	19.6	42.2	26	14	19	60	
S6J4-06LN	9/16 " X18	9/16 " X18	21.1	42.4	27.7	14	22	75	
S6J4-08LN	3/4 " X16	3/4 " X16	25	49.3	31.7	19	24	143	31
S6J4-10LN	7/8 " X14	7/8 " X14	28.5	55.1	35.3	22	30	205	24
S6J4-12LN	1.1/16 " X12	1.1/16 " X12	32.5	62	39.5	27	36	300	
S6J4-16LN	1.5/16 " X12	1.5/16 " X12	37.5	65	39.5	33	41	455	21
S6J4-20LN	1.5/8 " X12	1.5/8 " X12	40.5	67.3	41	41	50	658	17

美制

S6J9-LN

90° 弯美制JIC外螺纹74° 外锥过板接头
90° ELBOW JIC MALE 74° CONE BULKHEAD

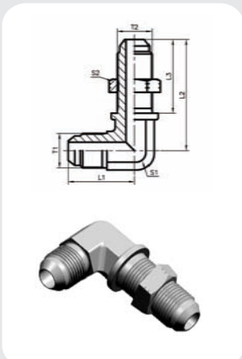

代号 PART NO.	螺纹 THREAD T1	T2	尺寸 DIMENSIONS L1	L2	L3	S1	S2	重量 g	工作压力 Mpa
S6J9-04LN	7/16 " X20	7/16 " X20	24.6	40.4	26	11	17	48	34.5
S6J9-05LN	1/2 " X20	1/2 " X20	26.9	43.7	26	14	19	62	
S6J9-06LN	9/16 " X18	9/16 " X18	27.7	46	27.7	14	22	77	
S6J9-08LN	3/4 " X16	3/4 " X16	34.5	53.6	31.7	19	24	150	31
S6J9-10LN	7/8 " X14	7/8 " X14	39.6	60.7	35.3	22	30	222	24
S6J9-12LN	1.1/16 " X12	1.1/16 " X12	45.2	67.8	39.5	27	36	360	
S6J9-14LN	1.3/16 " X12	1.3/16 " X12	48.8	71.1	39.5	33	38	433	21
S6J9-16LN	1.5/16 " X12	1.5/16 " X12	49.3	71.1	39.5	33	41	522	
S6J9-20LN	1.5/8 " X12	1.5/8 " X12	55.1	79.5	41	41	50	835	17

E

S1JFL

美制JIC外螺纹74° 外锥/轻系列法兰ISO 6162-1
JIC MALE 74° CONE/L-SERIES FLANGE ISO 6162-1

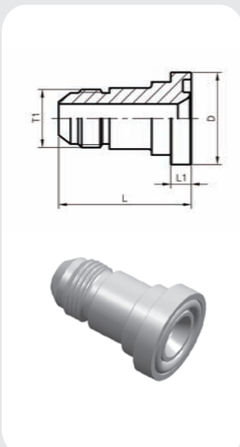

代号 PART NO.	螺纹 THREAD T1	法兰型号 FLANGE SIZE	尺寸 DIMENSIONS L1	D	L	重量 g	工作压力 Mpa
S1JFL-08	3/4 " X16	1/2 "	6.73	30.2	43.5	103	34.5
S1JFL-08-12	3/4 " X16	3/4 "	6.73	38.1	45.4	130	
S1JFL-10-08	7/8 " X14	1/2 "	6.73	30.2	48	127	24
S1JFL-10-12	7/8 " X14	3/4 "	6.73	38.1	48	150	
S1JFL-12-08	1.1/16 " X12	1/2 "	6.73	30.2	49	167	
S1JFL-12	1.1/16 " X12	3/4 "	6.73	38.1	50.5	196	
S1JFL-12-16	1.1/16 " X12	1 "	8	44.4	52.2	234	
S1JFL-16-12	1.5/16 " X12	3/4 "	6.73	38.1	52	254	21
S1JFL-16	1.5/16 " X12	1 "	8	44.4	53.4	290	
S1JFL-16-20	1.5/16 " X12	1.1/4 "	8	50.8	52.2	316	20
S1JFL-20-16	1.5/8 " X12	1 "	8	44.4	54.5	376	17
S1JFL-20	1.5/8 " X12	1.1/4 "	8	50.8	53.1	398	
S1JFL-20-24	1.5/8 " X12	1.1/2 "	8	60.3	56	472	
S1JFL-24-20	1.7/8 " X12	1.1/4 "	8	50.8	56.5	471	14
S1JFL-24	1.7/8 " X12	1.1/2 "	8	60.3	59.2	547	
S1JFL-24-32	1.7/8 " X12	2 "	9.53	71.4	60	657	
S1JFL-32	2.1/2 " X12	2 "	9.53	71.4	66.3	1002	10.5

美制

S1JFL9

90° 弯美制JIC外螺纹74° 外锥/轻系列法兰ISO 6162-1
90° ELBOW JIC MALE 74° CONE/L-SERIES FLANGE ISO 6162-1

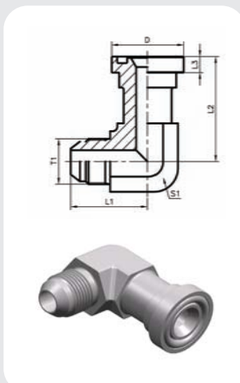

代号 PART NO.	螺纹 THREAD T1	法兰型号 FLANGE SIZE	尺寸 DIMENSIONS L1	L2	L3	D	S1	重量 g	工作压力 Mpa
S1JFL9-08	3/4 " X16	1/2 "	32.5	44	6.73	30.2	24	167	31
S1JFL9-08-12	3/4 " X16	3/4 "	38	54.1	6.73	38.1	30	279	
S1JFL9-10-08	7/8 " X14	1/2 "	37.5	44	6.73	30.2	24	182	24
S1JFL9-10-12	7/8 " X14	3/4 "	41	54.1	6.73	38.1	30	292	
S1JFL9-12	1.1/16 " X12	3/4 "	44.5	54.1	6.73	38.1	30	322	
S1JFL9-12-16	1.1/16 " X12	1 "	48	60.2	8	44.4	33	410	
S1JFL9-16	1.5/16 " X12	1 "	49	60.2	8	44.4	33	450	21
S1JFL9-16-12	1.5/16 " X12	3/4 "	49	54.1	6.73	38.1	30	421	
S1JFL9-16-20	1.5/16 " X12	1.1/4 "	54	66.5	8	50.8	41	597	20
S1JFL9-20	1.5/8 " X12	1.1/4 "	55.5	66.5	8	50.8	41	666	17
S1JFL9-20-24	1.5/8 " X12	1.1/2 "	60	79.3	8	60.3	50	955	
S1JFL9-24	1.7/8 " X12	1.1/2 "	62.5	79.3	8	60.3	50	1015	14
S1JFL9-24-32	1.7/8 " X12	2 "	74.5	108	9.53	71.4	60	1675	
S1JFL9-32	2.1/2 " X12	2 "	80	108	9.53	71.4	60	1978	10.5

过渡接头 ADAPTER 美制 JIC,ORFS,SAE,NPT AND NPSM Thread Fitting Sannke®

E

S1JFS

美制JIC外螺纹74° 外螺纹/重系列法兰IS06162-2
JIC MALE 74° CONE/S-SERIES FLANGE ISO 6162-2

代号 PART NO.	螺纹 THREAD T1	法兰型号 FLANGE SIZE	尺寸 DIMENSIONS L1	D	L	重量 g	工作压力 Mpa
S1JFS-08	3/4 " X16	1/2 "	7.75	31.7	47.5	70	31
S1JFS-10-08	7/8 " X14	1/2 "	7.75	31.7	50	90	24
S1JFS-10-12	7/8 " X14	3/4 "	8.76	41.3	55	99	
S1JFS-12	1.1/16 " X12	3/4 "	8.76	41.3	56.7	146	
S1JFS-12-16	1.1/16 " X12	1 "	9.53	47.6	61.5	158	
S1JFS-16-12	1.5/16 " X12	3/4 "	8.76	41.3	57.8	205	21
S1JFS-16	1.5/16 " X12	1 "	9.53	47.6	62.8	224	20
S1JFS-16-20	1.5/16 " X12	1.1/4 "	10.29	54	67.7	241	17
S1JFS-20-16	1.5/8 " X12	1 "	9.53	47.6	64	234	
S1JFS-20	1.5/8 " X12	1.1/4 "	10.29	54	68.9	349	
S1JFS-20-24	1.5/8 " X12	1.1/2 "	12.57	63.5	73.5	356	14
S1JFS-24-20	1.7/8 " X12	1.1/4 "	10.29	54	72	432	
S1JFS-24	1.7/8 " X12	1.1/2 "	12.57	63.5	76.7	438	

美制

S1JFS9

90° 弯美制JIC外螺纹74° 外螺纹/重系列法兰ISO 6162-2
90° JIC MALE 74° CONE/S-SERIES FLANGE ISO 6162-2

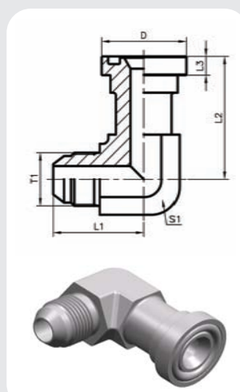

代号 PART NO.	螺纹 THREAD T1	法兰型号 FLANGE SIZE	尺寸 DIMENSIONS L1	L2	L3	D	S1	重量 g	工作压力 Mpa
S1JFS9-08	3/4 " X16	1/2 "	32.5	44	7.75	31.7	24	185	31
S1JFS9-10-08	7/8 " X14	1/2 "	37.5	44	7.75	31.7	24	202	24
S1JFS9-10-12	7/8 " X14	3/4 "	41	54.1	8.76	41.3	30	297	
S1JFS9-12	1.1/16 " X12	3/4 "	44.2	54.1	8.76	41.3	30	326	
S1JFS9-12-16	1.1/16 " X12	1 "	48	60.2	9.53	47.6	33	455	
S1JFS9-16	1.5/16 " X12	1 "	51.5	60.2	9.53	47.6	33	503	21
S1JFS9-16-12	1.5/16 " X12	3/4 "	49	54.1	8.76	41.3	30	386	
S1JFS9-16-20	1.5/16 " X12	1.1/4 "	54	66.5	10.29	54	41	634	
S1JFS9-20	1.5/8 " X12	1.1/4 "	55.5	66.5	10.29	54	41	707	17
S1JFS9-20-24	1.5/8 " X12	1.1/2 "	59.5	79.3	12.57	63.5	50	1050	
S1JFS9-24	1.7/8 " X12	1.1/2 "	62.5	79.3	12.57	63.5	50	1111	14

E

S1JN

美制JIC外螺纹74° 外锥/布锥管外螺纹
JIC MALE 74° CONE/NPT MALE

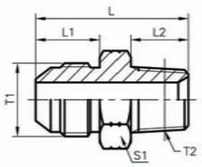

代号 PART NO.	螺纹 THREAD T1	T2	尺寸 DIMENSIONS L1	L2	L	S1	重量 g	工作压力 Mpa
S1JN-04-02	7/16 " X20	NPT1/8 " X27	14	10.5	31	12	18	34.5
S1JN-04	7/16 " X20	NPT1/4 " X18	14	15	36	17	30	27.5
S1JN-04-06	7/16 " X20	NPT3/8 " X18	14	16	36	19	39	21
S1JN-04-08	7/16 " X20	NPT1/2 " X14	14	19.5	43	22	74	27.5
S1JN-05-04	1/2 " X20	NPT1/4 " X18	14	15	36	17	32	21
S1JN-05-06	1/2 " X20	NPT3/8 " X18	14	16	37	19	42	
S1JN-05-08	1/2 " X20	NPT1/2 " X14	14	19.5	43	22	75	
S1JN-06-04	9/16 " X18	NPT1/4 " X18	14.1	15	36.5	17	33	27.5
S1JN-06	9/16 " X18	NPT3/8 " X18	14.1	16	36.5	19	41	21
S1JN-06-08	9/16 " X18	NPT1/2 " X14	14.1	19.5	42.9	22	73	
S1JN-08-04	3/4 " X16	NPT1/4 " X18	16.7	15	39	22	56	27.5
S1JN-08-06	3/4 " X16	NPT3/8 " X18	16.7	16	39	22	60	21
S1JN-08	3/4 " X16	NPT1/2 " X14	16.7	19.5	44	24	80	
S1JN-08-12	3/4 " X16	NPT3/4 " X14	16.7	19.5	47	30	125	17
S1JN-10-06	7/8 " X14	NPT3/8 " X18	19.3	16	43.5	24	80	21
S1JN-10-08	7/8 " X14	NPT1/2 " X14	19.3	19.5	48	24	93	
S1JN-10-12	7/8 " X14	NPT3/4 " X14	19.3	19.5	49.5	30	127	17
S1JN-12-08	1.1/16 " X12	NPT1/2 " X14	21.9	19.5	52.3	30	142	21
S1JN-12	1.1/16 " X12	NPT3/4 " X14	21.9	19.5	52.3	30	147	17
S1JN-12-16	1.1/16 " X12	NPT1 " X11.5	21.9	25.5	57.1	36	213	14
S1JN-12-20	1.1/16 " X12	NPT1.1/4 " X11.5	21.9	26.5	61.5	46	358	8
S1JN-14-12	1.3/16 " X12	NPT3/4 " X14	22.6	19.5	53	32	170	17
S1JN-16-12	1.5/16 " X12	NPT3/4 " X14	23.1	19.5	53.5	36	206	
S1JN-16	1.5/16 " X12	NPT1 " X11.5	23.1	25.5	58.5	36	242	14
S1JN-16-20	1.5/16 " X12	NPT1.1/4 " X11.5	23.1	26.5	62.5	46	370	8
S1JN-16-24	1.5/16 " X12	NPT1.1/2 " X11.5	23.1	27.5	65.5	50	468	7
S1JN-20-16	1.5/8 " X12	NPT1 " X11.5	24.3	25.5	61.5	46	343	14
S1JN-20	1.5/8 " X12	NPT1.1/4 " X11.5	24.3	26.5	62.2	46	385	8
S1JN-20-24	1.5/8 " X12	NPT1.1/2 " X11.5	24.3	27.5	67	50	492	7
S1JN-24-20	1.7/8 " X12	NPT1.1/4 " X11.5	27.5	26.5	67.3	50	475	8
S1JN-24	1.7/8 " X12	NPT1.1/2 " X11.5	27.5	27.5	68	50	501	7
S1JN-24-32	1.7/8 " X12	NPT2 " X11.5	27.5	27.5	72	65	747	5
S1JN-32	2.1/2 " X12	NPT2 " X11.5	33.9	27.5	79	65	903	5
S1JN-32-24	2.1/2 " X12	NPT1.1/2 " X11.5	33.9	27.5	78.5	65	930	7

美制

过渡接头 ADAPTER 美制 JIC,ORFS,SAE,NPT AND NPSM Thread Fitting Sannke®

E

S1JN4

45° 弯美制JIC外螺纹74° 外锥/布锥管外螺纹
45° ELBOW JIC MALE 74° CONE/NPT MALE

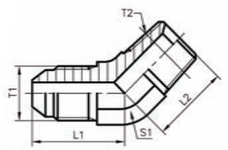

代号 PART NO.	螺纹 THREAD T1	T2	尺寸 DIMENSIONS L1	L2	S1	重量 g	工作压力 Mpa
S1JN4-04-02	7/16 " X20	NPT1/8 " X27	18.3	16.5	11	18	34.5
S1JN4-04	7/16 " X20	NPT1/4 " X18	22	21	14	28	27.5
S1JN4-04-06	7/16 " X20	NPT3/8 " X18	23	24	19	41	21
S1JN4-04-08	7/16 " X20	NPT1/2 " X14	24.5	29.5	22	68	
S1JN4-05-02	1/2 " X20	NPT1/8 " X27	19.6	16.5	14	22	34.5
S1JN4-05-04	1/2 " X20	NPT1/4 " X18	22	21	14	31	27.5
S1JN4-06-02	9/16 " X18	NPT1/8 " X27	22	17.3	14	28	34.5
S1JN4-06-04	9/16 " X18	NPT1/4 " X18	22.8	21	14	35	27.5
S1JN4-06	9/16 " X18	NPT3/8 " X18	22	24	19	45	21
S1JN4-06-08	9/16 " X18	NPT1/2 " X14	22.5	29.5	22	70	
S1JN4-08-04	3/4 " X16	NPT1/4 " X18	25	24	19	56	27.5
S1JN4-08-06	3/4 " X16	NPT3/8 " X18	24.9	24.1	19	65	21
S1JN4-08	3/4 " X16	NPT1/2 " X14	25	29.5	22	45	
S1JN4-08-12	3/4 " X16	NPT3/4 " X14	26.5	30.5	27	118	17
S1JN4-10-08	7/8 " X14	NPT1/2 " X14	28.2	29.7	22	101	21
S1JN4-10-12	7/8 " X14	NPT3/4 " X14	29.5	30.5	27	130	17
S1JN4-12-08	1.1/16 " X12	NPT1/2 " X14	32.5	31	27	141	21
S1JN4-12	1.1/16 " X12	NPT3/4 " X14	32.5	30.5	27	162	17
S1JN4-12-16	1.1/16 " X12	NPT1 " X11.5	37.5	39	33	244	14
S1JN4-14-12	1.3/16 " X12	NPT3/4 " X14	37	33	30	198	17
S1JN4-16-12	1.5/16 " X12	NPT3/4 " X14	38.5	36.5	33	240	
S1JN4-16	1.5/16 " X12	NPT1 " X11.5	37.3	37.6	33	285	14
S1JN4-16-20	1.5/16 " X12	NPT1.1/4 " X11.5	42	42.5	41	402	8
S1JN4-20-16	1.5/8 " X12	NPT1 " X11.5	43	42.5	41	395	14
S1JN4-20	1.5/8 " X12	NPT1.1/4 " X11.5	40.5	42.5	41	462	8
S1JN4-20-24	1.5/8 " X12	NPT1.1/2 " X11.5	46	45	48	570	7
S1JN4-24	1.7/8 " X12	NPT1.1/2 " X11.5	45.2	45	48	617	

美制

E

S1JN9

90° 弯美制JIC外螺纹74° 外锥/布锥管外螺纹
90° ELBOW JIC MALE 74° CONE/NPT MALE

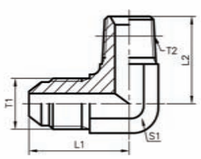

代号 PART NO.	螺纹 THREAD T1	T2	尺寸 DIMENSIONS L1	L2	S1	重量 g	工作压力 Mpa
S1JN9-04	7/16 " X20	NPT1/4 " X18	26.6	27.7	14	35	27.5
S1JN9-04-02	7/16 " X20	NPT1/8 " X27	23	20.5	11	23	34.5
S1JN9-04-06	7/16 " X20	NPT3/8 " X18	29	31	16	51	21
S1JN9-05-04	1/2 " X20	NPT1/4 " X18	24.5	27.7	14	38	27.5
S1JN9-05-06	1/2 " X20	NPT3/8 " X18	29	31	16	55	21
S1JN9-06	9/16 " X18	NPT3/8 " X18	29	31	16	59	
S1JN9-06-04	9/16 " X18	NPT1/4 " X18	26.9	27.7	14	43	27.5
S1JN9-06-08	9/16 " X18	NPT1/2 " X14	31	37.3	22	85	
S1JN9-08	3/4 " X16	NPT1/2 " X14	34.8	37.3	22	114	21
S1JN9-08-04	3/4 " X16	NPT1/4 " X18	32	31	19	71	27.5
S1JN9-08-06	3/4 " X16	NPT3/8 " X18	32	31	19	84	21
S1JN9-08-12	3/4 " X16	NPT3/4 " X14	36.1	40.4	27	151	17
S1JN9-10-06	7/8 " X14	NPT3/8 " X18	37	32.5	22	107	21
S1JN9-10-08	7/8 " X14	NPT1/2 " X14	37	37.3	22	130	
S1JN9-10-12	7/8 " X14	NPT3/4 " X14	39.2	40.4	27	170	17
S1JN9-10-16	7/8 " X14	NPT1 " X11.5	44.5	50	33	259	14
S1JN9-12	1.1/16 " X12	NPT3/4 " X14	42.5	40.5	27	214	17
S1JN9-12-08	1.1/16 " X12	NPT1/2 " X14	42.5	40.4	27	182	21
S1JN9-12-16	1.1/16 " X12	NPT1 " X11.5	45	50	33	298	14
S1JN9-12-20	1.1/16 " X12	NPT1.1/4 " X11.5	52.5	54.5	41	442	8
S1JN9-14-12	1.3/16 " X12	NPT3/4 " X14	46	43	30	250	17
S1JN9-14-16	1.3/16 " X12	NPT1 " X11.5	48.7	50	33	330	14
S1JN9-16	1.5/16 " X12	NPT1 " X11.5	46	50	33	354	
S1JN9-16-12	1.5/16 " X12	NPT3/4 " X14	46	45.2	33	287	17
S1JN9-16-20	1.5/16 " X12	NPT1.1/4 " X11.5	54	60.5	41	541	8
S1JN9-16-24	1.5/16 " X12	NPT1.1/2 " X11.5	59.4	59.5	48	637	7
S1JN9-20	1.5/8 " X12	NPT1.1/4 " X11.5	52.3	60.5	41	626	8
S1JN9-20-16	1.5/8 " X12	NPT1 " X11.5	53	59.5	41	507	14
S1JN9-20-24	1.5/8 " X12	NPT1.1/2 " X11.5	56	67	48	774	7
S1JN9-24	1.7/8 " X12	NPT1.1/2 " X11.5	62.5	63	48	858	
S1JN9-24-20	1.7/8 " X12	NPT1.1/4 " X11.5	59	57	48	717	8
S1JN9-32-24	2.1/2 " X12	NPT1.1/2 " X11.5	77.7	70	63	1415	7
S1JN9-32	2.1/2 " X12	NPT2 " X11.5	77.7	76.2	63	1615	5

美制

过渡接头 ADAPTER 美制 JIC,ORFS,SAE,NPT AND NPSM Thread Fitting Sannke®

E

S1JN9-L

90° 弯美制JIC外螺纹74° 外锥/加长布锥管外螺纹
90° ELBOW JIC MALE 74° CONE/LONG NPT MALE

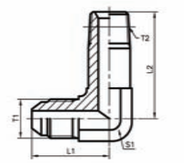

代号 PART NO.	螺纹 THREAD T1	T2	尺寸 DIMENSIONS L1	L2	S1	重量 g	工作压力 Mpa
S1JN9-04L	7/16 " X20	NPT1/4 " X18	24.5	40.1	14	43	27.5
S1JN9-05-04L	1/2 " X20	NPT1/4 " X18	24.5	40.1	14	46	27.5
S1JN9-06-04L	9/16 " X18	NPT1/4 " X18	26.9	40.1	14	51	
S1JN9-06-08L	9/16 " X18	NPT1/2 " X14	31	55.1	22	114	21
S1JN9-08-06L	3/4 " X16	NPT3/8 " X18	32	46.2	19	100	34.5
S1JN9-08L	3/4 " X16	NPT1/2 " X14	33.3	55.1	22	139	21
S1JN9-10-08L	7/8 " X14	NPT1/2 " X14	37	55.1	22	159	
S1JN9-12-08L	1.1/16 " X12	NPT1/2 " X14	42.5	56.9	27	209	
S1JN9-12L	1.1/16 " X12	NPT3/4 " X14	42.5	62	27	264	17
S1JN9-16-12L	1.5/16 " X12	NPT3/4 " X14	46	69.9	33	345	
S1JN9-16L	1.5/16 " X12	NPT1 " X11.5	46	76.5	33	445	14
S1JN9-20L	1.5/8 " X12	NPT1.1/4 " X11.5	53	93.7	41	810	8
S1JN9-24L	1.7/8 " X12	NPT1.1/2 " X11.5	60	104.1	48	1120	7

S1JN9-LL

90° 弯美制JIC外螺纹74° 外锥/特长布锥管外螺纹
90° ELBOW JIC MALE 74° CONE/LONGER NPT MALE

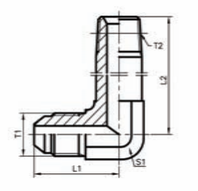

代号 PART NO.	螺纹 THREAD T1	T2	尺寸 DIMENSIONS L1	L2	S1	重量 g	工作压力 Mpa
S1JN9-04LL	7/16 " X20	NPT1/4 " X18	24.5	52.6	14	51	27.5
S1JN9-05-04LL	1/2 " X20	NPT1/4 " X18	24.5	52.6	14	55	
S1JN9-06-04LL	9/16 " X18	NPT1/4 " X18	26.9	52.6	14	60	
S1JN9-06LL	9/16 " X18	NPT3/8 " X18	29	61.5	19	92	
S1JN9-08-06LL	3/4 " X16	NPT3/8 " X18	32	61.5	19	117	21
S1JN9-10-08LL	7/8 " X14	NPT1/2 " X14	37	72.9	22	187	
S1JN9-12LL	1.1/16 " X12	NPT3/4 " X14	42.5	83.3	27	313	17
S1JN9-16LL	1.5/16 " X12	NPT1 " X11.5	46	102.9	33	536	
S1JN9-20LL	1.5/8 " X12	NPT1.1/4 " X11.5	53	127	41	991	8
S1JN9-24LL	1.7/8 " X12	NPT1.1/2 " X11.5	60	141	48	1370	7

美制

S1JO

美制JIC外螺纹74° 外锥/SAE外螺纹带O形圈轻系列 ISO 11926-3
JIC MALE 74° CONE/SAE O-RING BOSS L-SERIES ISO 11926-3

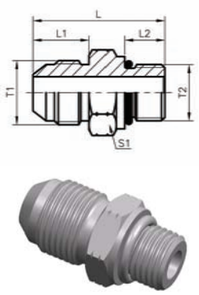

代号 PART NO.	螺纹 THREAD T1	螺纹 THREAD T2	尺寸 DIMENSIONS L1	L2	L	S1	重量 g	工作压力 Mpa
S1JO-04	7/16 " X20	7/16 " X20	14	9.14	31.2	14	25	31.5
S1JO-04-05	7/16 " X20	1/2 " X20	14	9.14	31.2	17	31	
S1JO-04-06	7/16 " X20	9/16 " X18	14	9.93	32.7	17	33	
S1JO-05	1/2 " X20	1/2 " X20	14	9.14	31.2	17	33	
S1JO-05-04	1/2 " X20	7/16 " X20	14	9.14	31	14	26	
S1JO-05-06	1/2 " X20	9/16 " X18	14	9.93	33	17	20	
S1JO-06	9/16 " X18	9/16 " X18	14.1	9.93	33	17	22	
S1JO-06-04	9/16 " X18	7/16 " X20	14.1	9.14	32.2	17	35	
S1JO-06-05	9/16 " X18	1/2 " X20	14.1	9.14	32.2	17	36	
S1JO-06-08	9/16 " X18	3/4 " X16	14.1	11.13	35.1	22	61	
S1JO-08	3/4 " X16	3/4 " X16	16.7	11.13	37.6	22	75	
S1JO-08-04	3/4 " X16	7/16 " X20	16.7	9.14	34	22	61	31
S1JO-08-06	3/4 " X16	9/16 " X18	16.7	9.93	36.5	22	67	
S1JO-08-10	3/4 " X16	7/8 " X14	16.7	12.7	40.7	27	103	25
S1JO-08-12	3/4 " X16	1.1/16 " X12	16.7	15.1	44.7	32	153	
S1JO-10	7/8 " X14	7/8 " X14	19.3	12.7	43.2	27	114	24
S1JO-10-08	7/8 " X14	3/4 " X16	19.3	11	41.7	24	99	
S1JO-10-12	7/8 " X14	1.1/16 " X12	19.3	15.1	47.2	32	162	
S1JO-12	1.1/16 " X12	1.1/16 " X12	21.9	15.1	50	32	187	
S1JO-12-08	1.1/16 " X12	3/4 " X16	21.9	11.13	49.2	27	157	
S1JO-12-10	1.1/16 " X12	7/8 " X14	21.9	12.7	47.7	27	147	
S1JO-12-14	1.1/16 " X12	1.3/16 " X12	21.9	15.1	49	36	211	20
S1JO-12-16	1.1/16 " X12	1.5/16 " X12	21.9	15.1	50.5	38	237	
S1JO-14	1.3/16 " X12	1.3/16 " X12	22.6	15.1	50.5	36	234	
S1JO-14-12	1.3/16 " X12	1.1/16 " X12	22.6	15.1	49.5	32	198	21
S1JO-14-16	1.3/16 " X12	1.5/16 " X12	22.6	15.1	51.3	38	310	20
S1JO-16	1.5/16 " X12	1.5/16 " X12	23.1	15.1	51.8	38	267	
S1JO-16-12	1.5/16 " X12	1.1/16 " X12	23.1	15.1	50.5	36	237	
S1JO-16-14	1.5/16 " X12	1.3/16 " X12	23.1	15.1	52	36	254	
S1JO-16-20	1.5/16 " X12	1.5/8 " X12	23.1	15.1	54.1	50	407	16
S1JO-20	1.5/8 " X12	1.5/8 " X12	24.3	15.1	55.1	50	451	
S1JO-20-16	1.5/8 " X12	1.5/16 " X12	24.3	15.1	59.1	46	446	17
S1JO-20-24	1.5/8 " X12	1.7/8 " X12	24.3	15.1	54.5	55	494	16
S1JO-24	1.7/8 " X12	1.7/8 " X12	27.5	15.1	60.2	55	577	14
S1JO-24-20	1.7/8 " X12	1.5/8 " X12	27.5	15.1	62	50	548	
S1JO-24-32	1.7/8 " X12	2.1/2 " X12	27.5	15.1	62	70	857	12.5
S1JO-32	2.1/2 " X12	2.1/2 " X12	34	15	71	70	1141	10.5

过渡接头 ADAPTER 美制 JIC,ORFS,SAE,NPT AND NPSM Thread Fitting Sannke®

S1JO4-OG

45° 弯美制JIC外螺纹74° 外锥/SAE外螺纹带O形圈轻系列ISO 11926-3
45° ELBOW JIC MALE 74° CONE/SAE O-RING BOSS L-SERIES ISO 11926-3

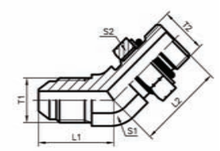

代号 PART NO.	螺纹 THREAD T1	螺纹 THREAD T2	尺寸 DIMENSIONS L1	L2	S1	S2	重量 g	工作压力 Mpa
S1JO4-04OG	7/16 " X20	7/16 " X20	20.6	24.7	11	14	30	31.5
S1JO4-04-06OG	7/16 " X20	9/16 " X18	21.1	29	14	17	42	
S1JO4-04-08OG	7/16 " X20	3/4 " X16	24.5	32.5	19	22	73	
S1JO4-05OG	1/2 " X20	1/2 " X20	19.6	26.7	14	17	38	
S1JO4-05-04OG	1/2 " X20	7/16 " X20	19.6	26.7	14	14	34	
S1JO4-06OG	9/16 " X18	9/16 " X18	21.1	29	14	17	48	
S1JO4-06-04OG	9/16 " X18	7/16 " X20	21.1	26.7	14	14	38	
S1JO4-06-05OG	9/16 " X18	1/2 " X20	21.1	26.7	14	17	42	
S1JO4-06-08OG	9/16 " X18	3/4 " X16	25	32.5	19	22	80	
S1JO4-06-10OG	9/16 " X18	7/8 " X14	25.5	38.5	22	27	108	25
S1JO4-08OG	3/4 " X16	3/4 " X16	25	33	19	22	100	31
S1JO4-08-06OG	3/4 " X16	9/16 " X18	25	28	19	17	70	
S1JO4-08-10OG	3/4 " X16	7/8 " X14	27.5	38.7	22	27	131	25
S1JO4-08-12OG	3/4 " X16	1.1/16 " X12	30	43.9	27	32	188	
S1JO4-10OG	7/8 " X14	7/8 " X14	28.5	38.7	22	27	145	24
S1JO4-10-08OG	7/8 " X14	3/4 " X16	28.5	34.5	22	22	121	
S1JO4-10-12OG	7/8 " X14	1.1/16 " X12	31	43.9	27	32	203	
S1JO4-12OG	1.1/16 " X12	1.1/16 " X12	32.5	43.9	27	32	237	
S1JO4-12-10OG	1.1/16 " X12	7/8 " X14	32.5	39.8	27	27	186	
S1JO4-12-16OG	1.1/16 " X12	1.5/16 " X12	37	45.5	33	41	315	20
S1JO4-14OG	1.3/16 " X12	1.3/16 " X12	37	47.5	33	36	234	
S1JO4-16OG	1.5/16 " X12	1.5/16 " X12	37.5	47.5	33	41	372	
S1JO4-16-12OG	1.5/16 " X12	1.1/16 " X12	37.5	45	33	32	305	21
S1JO4-16-20OG	1.5/16 " X12	1.5/8 " X12	40.5	47	41	50	475	16
S1JO4-20OG	1.5/8 " X12	1.5/8 " X12	40.5	48.5	41	50	564	
S1JO4-20-24OG	1.5/8 " X12	1.7/8 " X12	45.5	50	48	55	671	
S1JO4-24OG	1.7/8 " X12	1.7/8 " X12	45.5	48.5	48	55	721	14
S1JO4-32OG	2.1/2 " X12	2.1/2 " X12	56.5	54	63	70	1487	10.5

S1JO9-OG

90° 弯美制JIC外螺纹74° 外锥/SAE外螺纹带O形圈轻系列ISO 11926-3
90° ELBOW JIC MALE 74° CONE/SAE O-RING BOSS L-SERIES ISO 11926-3

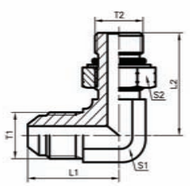

代号 PART NO.	螺纹 THREAD T1	螺纹 THREAD T2	尺寸 DIMENSIONS L1	L2	S1	S2	重量 g	工作压力 Mpa
S1JO9-04OG	7/16 " X20	7/16 " X20	22.6	26.2	11	14	33	31.5
S1JO9-04-05OG	7/16 " X20	1/2 " X20	24.1	28.7	14	17	40	
S1JO9-04-06OG	7/16 " X20	9/16 " X18	24.1	29.3	14	17	44	
S1JO9-05-04OG	1/2 " X20	7/16 " X20	24.1	28.7	14	14	39	
S1JO9-05OG	1/2 " X20	1/2 " X20	24.1	28.7	14	17	42	
S1JO9-05-06OG	1/2 " X20	9/16 " X18	24.1	31.8	14	17	50	
S1JO9-06-04OG	9/16 " X18	7/16 " X20	26.9	31.2	14	14	46	
S1JO9-06-05OG	9/16 " X18	1/2 " X20	26.9	31.2	14	17	50	
S1JO9-06OG	9/16 " X18	9/16 " X18	26.9	31.8	14	17	56	
S1JO9-06-08OG	9/16 " X18	3/4 " X16	29	36.8	19	22	92	
S1JO9-08-04OG	3/4 " X16	7/16 " X20	32	33	19	14	78	
S1JO9-08-06OG	3/4 " X16	9/16 " X18	32	33.5	19	17	87	
S1JO9-08OG	3/4 " X16	3/4 " X16	31.8	36.8	19	22	120	31
S1JO9-08-10OG	3/4 " X16	7/8 " X14	34	43.5	22	27	153	25
S1JO9-08-12OG	3/4 " X16	1.1/16 " X12	36.5	49.5	27	32	218	
S1JO9-10-08OG	7/8 " X14	3/4 " X16	38	40	22	22	152	24
S1JO9-10OG	7/8 " X14	7/8 " X14	36.8	43.2	22	27	173	
S1JO9-10-12OG	7/8 " X14	1.1/16 " X12	41	51	27	32	247	
S1JO9-12-08OG	1.1/16 " X12	3/4 " X16	42.2	44	27	22	208	
S1JO9-12-10OG	1.1/16 " X12	7/8 " X14	42.2	47	27	27	232	
S1JO9-12OG	1.1/16 " X12	1.1/16 " X12	42.2	49.3	27	32	284	
S1JO9-12-16OG	1.1/16 " X12	1.5/16 " X12	47.8	54.5	33	41	387	20
S1JO9-14OG	1.3/16 " X12	1.3/16 " X12	45.7	51	30	36	370	
S1JO9-14-16OG	1.3/16 " X12	1.5/16 " X12	45.7	54.5	33	41	414	16
S1JO9-16-12OG	1.5/16 " X12	1.1/16 " X12	45.7	54.5	33	32	370	21
S1JO9-16-14OG	1.5/16 " X12	1.3/16 " X12	46	56	33	36	416	20
S1JO9-16OG	1.5/16 " X12	1.5/16 " X12	46	52.1	33	41	430	
S1JO9-16-20OG	1.5/16 " X12	1.5/8 " X12	52.3	59	41	50	603	16
S1JO9-20-16OG	1.5/8 " X12	1.5/16 " X12	52.3	57.2	41	41	582	17
S1JO9-20OG	1.5/8 " X12	1.5/8 " X12	52.3	57.2	41	50	694	16
S1JO9-20-24OG	1.5/8 " X12	1.7/8 " X12	56	60.7	48	55	834	
S1JO9-24OG	1.7/8 " X12	1.7/8 " X12	59.2	60.7	48	55	920	14
S1JO9-32OG	2.1/2 " X12	2.1/2 " X12	77.7	73.4	63	70	2034	10.5

S1JB-WD

美制JIC外螺纹74° 外锥/英管外螺纹胶垫密封
JIC MALE 74° CONE/BSP MALE CAPTIVE SEAL

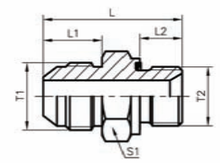

代号 PART NO.	螺纹 THREAD T1	螺纹 THREAD T2	尺寸 DIMENSIONS L1	L2	L	S1	重量 g	工作压力 Mpa
S1JB-04-02WD	7/16 " X20	G1/8 " X28	14	8	30	14	26	34.5
S1JB-04WD	7/16 " X20	G1/4 " X19	14	12	34.8	19	38	
S1JB-04-06WD	7/16 " X20	G3/8 " X19	14	12	35.7	22	52	
S1JB-04-08WD	7/16 " X20	G1/2 " X14	14	14	39.2	27	105	
S1JB-05-02WD	1/2 " X20	G1/8 " X28	14	8	30	14	25	
S1JB-05-04WD	1/2 " X20	G1/4 " X19	14	12	34.8	19	25	
S1JB-05-06WD	1/2 " X20	G3/8 " X19	14	12	35.7	22	57	
S1JB-06-02WD	9/16 " X18	G1/8 " X28	14.1	8	31	17	32	
S1JB-06-04WD	9/16 " X18	G1/4 " X19	14.1	12	35.1	19	44	
S1JB-06WD	9/16 " X18	G3/8 " X19	14.1	12	36	22	58	
S1JB-06-08WD	9/16 " X18	G1/2 " X14	14.1	14	39.4	27	101	
S1JB-08-04WD	3/4 " X16	G1/4 " X19	16.7	12	39	19	61	31
S1JB-08-06WD	3/4 " X16	G3/8 " X19	16.7	12	39	22	59	
S1JB-08WD	3/4 " X16	G1/2 " X14	16.7	14	42	27	115	
S1JB-08-12WD	3/4 " X16	G3/4 " X14	16.7	16	45.6	32	177	27.5
S1JB-10-06WD	7/8 " X14	G3/8 " X19	19.3	12	42.6	24	98	24
S1JB-10-08WD	7/8 " X14	G1/2 " X14	19.3	14	44.5	27	126	
S1JB-10-12WD	7/8 " X14	G3/4 " X14	19.3	16	48.1	32	162	
S1JB-12WD	1.1/16 " X12	G3/4 " X14	21.9	16	50.9	32	211	
S1JB-12-06WD	1.1/16 " X12	G3/8 " X19	21.9	12	47	27	157	
S1JB-12-08WD	1.1/16 " X12	G1/2 " X14	21.9	14	49	27	160	
S1JB-12-16WD	1.1/16 " X12	G1 " X11	21.9	18	53.4	41	312	20.5
S1JB-16-12WD	1.5/16 " X12	G3/4 " X14	23.1	16	52.7	36	245	21
S1JB-16WD	1.5/16 " X12	G1 " X11	23.1	18	54.7	41	342	20.5
S1JB-16-20WD	1.5/16 " X12	G1.1/4 " X11	23.1	20	58.7	50	382	17
S1JB-20-16WD	1.5/8 " X12	G1 " X11	24.3	18	62.1	46	456	
S1JB-20WD	1.5/8 " X12	G1.1/4 " X11	24.3	20	60	50	488	
S1JB-20-24WD	1.5/8 " X12	G1.1/2 " X11	24.3	22	63.8	55	590	10.5
S1JB-24-20WD	1.7/8 " X12	G1.1/4 " X11	27.5	20	62	50	544	14
S1JB-24WD	1.7/8 " X12	G1.1/2 " X11	27.5	22	67.1	55	633	10.5

E

S1JH

美制JIC外螺纹74° 外锥/公制外螺纹轻系列ISO 6149-3
JIC MALE 74° CONE/METRIC MALE END L-SERIES ISO 6149-3

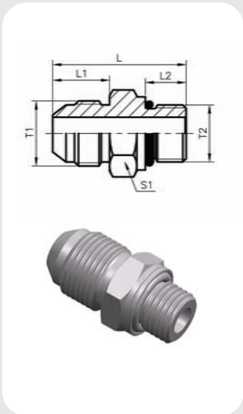

代号 PART NO.	螺纹 THREAD T1	T2	尺寸 DIMENSIONS L1	L2	L	S1	重量 g	工作压力 Mpa
S1JH-04-10	7/16 " X20	M10X1	14	8.5	30	14	21	34.5
S1JH-05-12	1/2 " X20	M12X1.5	14	11	31	17	30	
S1JH-06-14	9/16 " X18	M14X1.5	14.1	11	31	19	36	
S1JH-06-16	9/16 " X18	M16X1.5	14.1	11.5	35.1	22	52	31.5
S1JH-08-16	3/4 " X16	M16X1.5	16.7	11.5	36	22	67	
S1JH-08-18	3/4 " X16	M18X1.5	16.7	12.5	39.1	24	74	
S1JH-10-18	7/8 " X14	M18X1.5	19.3	12.5	41.7	24	88	
S1JH-10-22	7/8 " X14	M22X1.5	19.3	13	43.5	27	108	
S1JH-12-22	1.1/16 " X12	M22X1.5	21.9	13	45.5	27	160	
S1JH-12-27	1.1/16 " X12	M27X2	21.9	16	49.5	32	180	20
S1JH-16-27	1.5/16 " X12	M27X2	23.1	16	50.5	36	247	
S1JH-16-33	1.5/16 " X12	M33X2	23.1	16	51.5	41	285	
S1JH-20-42	1.5/8 " X12	M42X2	24.3	16	55.5	50	488	17
S1JH-24-48	1.7/8 " X12	M48X2	27.5	17.5	61	55	605	14

注：需配挡圈请在代号后加“DQ”，如S1JH-24-48DQ。
Note:If you interested to order the adapter with retainer ring please insert suffix “DQ” after our part NO,for example S1JH-24-48DQ.

美制

S1JH4-OG

45° 弯美制JIC外螺纹74° 外锥/公制外螺纹可调向柱端轻系列ISO 6149-3
45° JIC MALE 74° CONE/METRIC MALE ADJUSTABLE STUD END L-SERIES ISO 6149-3

代号 PART NO.	螺纹 THREAD T1	T2	尺寸 DIMENSIONS L1	L2	S1	S2	重量 g	工作压力 Mpa
S1JH4-04-10OG	7/16 " X20	M10X1	21.5	23.5	11	14	26	31.5
S1JH4-04-12OG	7/16 " X20	M12X1.5	21.5	27.5	11	17	36	
S1JH4-04-14OG	7/16 " X20	M14X1.5	22.3	28.3	14	19	40	
S1JH4-05-12OG	1/2 " X20	M12X1.5	22.3	28.3	14	17	38	
S1JH4-05-14OG	1/2 " X20	M14X1.5	22.3	28.3	14	19	44	
S1JH4-06-14OG	9/16 " X18	M14X1.5	22.3	28.3	14	19	47	
S1JH4-06-16OG	9/16 " X18	M16X1.5	22.3	29	16	22	58	25
S1JH4-08-16OG	3/4 " X16	M16X1.5	26.8	30	19	22	79	
S1JH4-08-18OG	3/4 " X16	M18X1.5	26.8	31	19	24	93	
S1JH4-10-16OG	7/8 " X14	M16X1.5	31	31	22	22	106	24
S1JH4-10-18OG	7/8 " X14	M18X1.5	31	32	22	24	115	
S1JH4-10-22OG	7/8 " X14	M22X1.5	31	33	22	27	136	
S1JH4-12-22OG	1.1/16 " X12	M22X1.5	35.5	34.5	27	27	182	
S1JH4-12-27OG	1.1/16 " X12	M27X2	32.5	39.5	27	32	223	16
S1JH4-16-27OG	1.5/16 " X12	M27X2	38.5	41	33	32	296	
S1JH4-16-33OG	1.5/16 " X12	M33X2	38.5	41.5	33	41	345	
S1JH4-20-42OG	1.5/8 " X12	M42X2	43	45	41	50	575	
S1JH4-24-48OG	1.7/8 " X12	M48X2	49	49.5	48	55	766	14

注：需配挡圈请在代号后加“DQ”，如 S1JH4-16-27OGDQ
Note:If you interested to order the adapter with retainer ring please insert suffix “DQ” after our part NO,for example S1JH4-16-27OGDQ

过渡接头 ADAPTER 美制 JIC,ORFS,SAE,NPT AND NPSM Thread Fitting Sannke®

E

S1JH9-OG

90° 弯美制JIC外螺纹74° 外锥/公制外螺纹可调向柱端轻系列ISO 6149-3
90° ELBOW JIC MALE 74° CONE/METRIC MALE ADJUSTABLE STUD END L-SERIES ISO 6149-3

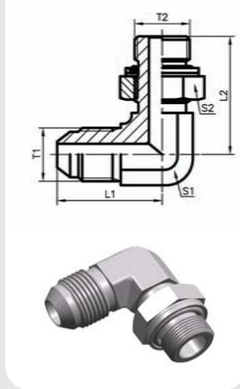

代号 PART NO.	螺纹 THREAD T1	T2	尺寸 DIMENSIONS L1	L2	S1	S2	重量 g	工作压力 Mpa
S1JH9-04-10OG	7/16 " X20	M10X1	22.6	25	11	14	28	31.5
S1JH9-05-12OG	1/2 " X20	M12X1.5	24.1	30	14	17	41	
S1JH9-06-14OG	9/16 " X18	M14X1.5	26.9	34.9	14	19	58	
S1JH9-08-16OG	3/4 " X16	M16X1.5	31.8	35.9	19	22	95	25
S1JH9-08-18OG	3/4 " X16	M18X1.5	31.8	36.8	19	24	110	
S1JH9-10-18OG	7/8 " X14	M18X1.5	36.8	40.7	22	24	125	24
S1JH9-10-22OG	7/8 " X14	M22X1.5	36.8	41.7	22	27	167	
S1JH9-12-22OG	1.1/16 " X12	M22X1.5	42.2	44.4	27	27	224	
S1JH9-12-27OG	1.1/16 " X12	M27X2	42.2	48.5	27	32	282	16
S1JH9-16-33OG	1.5/16 " X12	M33X2	46	51.2	33	41	420	

注：需配挡圈请在代号后加“DQ”，如 S1JH9-16-27OGDQ
Note:If you interested to order the adapter with retainer ring please insert suffix “DQ” after our part NO,for example S1JH9-16-27OGDQ

美制

S1JG

美制JIC外螺纹74° 外锥/英管外螺纹O形圈
JIC MALE 74° CONE/BSP MALE O-RING

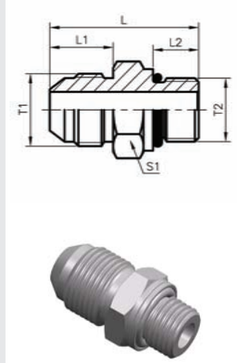

代号 PART NO.	螺纹 THREAD T1	T2	尺寸 DIMENSIONS L1	L2	L	S1	重量 g	工作压力 Mpa
S1JG-04-02	7/16 " X20	G1/8 " X28	14	8	28.7	14	23	34.5
S1JG-04	7/16 " X20	G1/4 " X19	14	12	32	19	30	
S1JG-04-06	7/16 " X20	G3/8 " X19	14	12	33	22	42	31.5
S1JG-04-08	7/16 " X20	G1/2 " X14	14	14	38.6	27	92	
S1JG-05-04	1/2 " X20	G1/4 " X19	14	12	32	19	32	34.5
S1JG-05-06	1/2 " X20	G3/8 " X19	14	12	33	22	45	31.5
S1JG-06-04	9/16 " X18	G1/4 " X19	14.1	12	32	19	31	34.5
S1JG-06	9/16 " X18	G3/8 " X19	14.1	12	33	22	45	31.5
S1JG-06-08	9/16 " X18	G1/2 " X14	14.1	14	38.6	27	94	
S1JG-08-04	3/4 " X16	G1/4 " X19	16.7	12	35	19	48	31
S1JG-08-06	3/4 " X16	G3/8 " X19	16.7	12	36	22	60	
S1JG-08	3/4 " X16	G1/2 " X14	16.7	14	41.4	27	108	
S1JG-08-12	3/4 " X16	G3/4 " X14	16.7	16	42.4	36	136	20
S1JG-10-06	7/8 " X14	G3/8 " X19	19.3	12	39.1	24	78	24
S1JG-10-08	7/8 " X14	G1/2 " X14	19.3	14	43.9	27	118	
S1JG-12-08	1.1/16 " X12	G1/2 " X14	21.9	14	46.7	27	135	24
S1JG-12	1.1/16 " X12	G3/4 " X14	21.9	16	47.5	36	168	20
S1JG-12-16	1.1/16 " X12	G1 " X11	21.9	18	42.6	41	160	
S1JG-16-12	1.5/16 " X12	G3/4 " X14	23.1	16	47.5	36	188	
S1JG-16	1.5/16 " X12	G1 " X11	23.1	18	53.6	41	295	
S1JG-16-20	1.5/16 " X12	G1.1/4 " X11	23.1	20	55.1	50	356	
S1JG-20	1.5/8 " X12	G1.1/4 " X11	24.3	20	56.9	50	404	17
S1JG-24-20	1.7/8 " X12	G1.1/4 " X11	27.5	20	60.4	50	453	14
S1JG-24	1.7/8 " X12	G1.1/2 " X11	27.5	22	61	55	491	

注：需配挡圈请在代号后加“DQ”，如 S1JG-16-20DQ
Note:If you interested to order the adapter with retainer ring please insert suffix “DQ” after our part NO,for example S1JG-16-20DQ

E

S1JG4-OG

45° 弯美制JIC外螺纹74° 外锥/英管外螺纹O形圈可调柱端
45° ELBOW JIC MALE 74° CONE/BSP MALE O-RING ADJUSTABLE STUD END

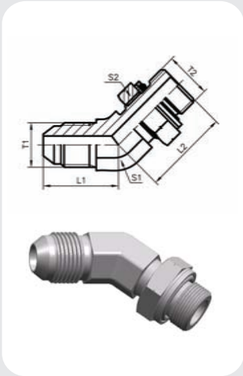

代号 PART NO.	螺纹 THREAD T1	T2	尺寸 DIMENSIONS L1	L2	S1	S2	重量 g	工作压力 Mpa
S1JG4-04OG	7/16 " X20	G1/4 " X19	21	28	14	19	39	31.5
S1JG4-05-04OG	1/2 " X20	G1/4 " X19	21	28	14	19	42	
S1JG4-06-04OG	9/16 " X18	G1/4 " X19	22	28	14	19	43	
S1JG4-06OG	9/16 " X18	G3/8 " X19	23	32	19	22	68	25
S1JG4-08-06OG	3/4 " X16	G3/8 " X19	25.8	32	19	22	90	
S1JG4-08OG	3/4 " X16	G1/2 " X14	27.8	36	22	27	128	
S1JG4-10-08OG	7/8 " X14	G1/2 " X14	29.5	38	22	27	148	24
S1JG4-10OG	7/8 " X14	G5/8 " X14	29.5	38	22	30	153	–
S1JG4-12-10OG	1.1/16 " X12	G5/8 " X14	34	38.5	27	30	196	–
S1JG4-12-16OG	1.1/16 " X12	G1 " X11	37.5	44	33	41	308	20
S1JG4-12OG	1.1/16 " X12	G3/4 " X14	32.5	42	27	32	224	16
S1JG4-16-12OG	1.5/16 " X12	G3/4 " X14	38	44	33	32	296	
S1JG4-16OG	1.5/16 " X12	G1 " X11	38	44	33	41	358	
S1JG4-20OG	1.5/8 " X12	G1.1/4 " X11	43	47.5	41	50	589	
S1JG4-24OG	1.7/8 " X12	G1.1/2 " X11	49	51.5	48	55	776	14

注：需配挡圈请在代号后加“DQ”，如 S1JG4-16OGDQ
Note: If you interested to order the adapter with retainer ring please insert suffix “DQ” after our part NO,for example S1JG4-16OGDQ

美制

S1JG9-OG

90° 弯美制JIC外螺纹74° 外锥/英管外螺纹O形圈密封可调柱端
90° ELBOW JIC MALE 74° CONE/BSP MALE O-RING ADJUSTABLE STUD END

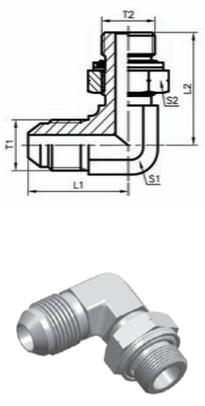

代号 PART NO.	螺纹 THREAD T1	T2	尺寸 DIMENSIONS L1	L2	S1	S2	重量 g	工作压力 Mpa
S1JG9-04-02OG	7/16 " X20	G1/8 " X28	22.6	26.2	11	14	28	31.5
S1JG9-04OG	7/16 " X20	G1/4 " X19	22.6	31.8	14	19	46	
S1JG9-05-02OG	1/2 " X20	G1/8 " X28	24.1	27.7	14	14	33	
S1JG9-05-06OG	1/2 " X20	G3/8 " X19	26.6	31.8	14	19	50	
S1JG9-05-08OG	1/2 " X20	G1/2 " X19	28.5	36.8	19	22	75	25
S1JG9-06-04OG	9/16 " X18	G1/4 " X19	26.9	31.8	14	19	50	31.5
S1JG9-06-08OG	9/16 " X18	G3/8 " X19	29	36.8	19	22	80	25
S1JG9-08-04OG	3/4 " X16	G1/4 " X19	31.8	36.8	19	27	88	31.5
S1JG9-08OG	3/4 " X16	G3/8 " X19	31.8	36.8	19	22	100	25
S1JG9-08-06OG	3/4 " X16	G1/2 " X14	33.8	43.2	22	27	155	
S1JG9-10-06OG	7/8 " X14	G3/8 " X19	36.8	37.1	22	36	125	
S1JG9-10-08OG	7/8 " X14	G1/2 " X14	36.8	43.2	22	27	158	
S1JG9-10-12OG	7/8 " X14	G3/4 " X14	39.2	49.3	27	36	229	16
S1JG9-12OG	1.1/16 " X12	G3/4 " X14	42.2	49.3	27	27	196	25
S1JG9-12-08OG	1.1/16 " X12	G1/2 " X14	42.2	49.3	27	36	275	16
S1JG9-12-16OG	1.1/16 " X12	G1 " X11	44.7	52.1	33	41	365	16
S1JG9-16OG	1.5/16 " X12	G1 " X14	46	48.2	33	36	342	
S1JG9-16-12OG	1.5/16 " X12	G3/4 " X11	46	52.1	33	41	428	
S1JG9-20OG	1.5/8 " X12	G1.1/4 " X11	52.3	57.2	41	41	580	
S1JG9-20-16OG	1.5/8 " X12	G14 " X11	52.3	57.2	41	50	712	
S1JG9-24-16OG	1.7/8 " X12	G1 " X11	59.2	60.7	48	50	962	14
S1JG9-24-20OG	1.7/8 " X12	G1.1/4 " X11	59.2	60.7	48	50	926	10

注：需配挡圈请在代号后加“DQ”，如 S1JG9-20OGDQ
Note: If you interested to order the adapter with retainer ring please insert suffix “DQ” after our part NO,for example S1JG9-20OGDQ

E

S1JM-WD

JIC外螺纹74° 外锥/公制螺纹胶垫密封
JIC MALE 74° CONE/METRIC THREAD MALE CAPTIVE SEAL

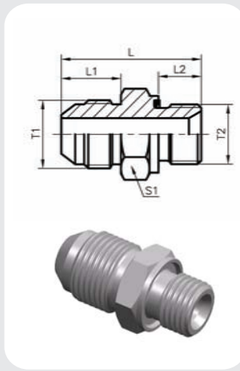

代号 PART NO.	螺纹 THREAD T1	T2	尺寸 DIMENSIONS L1	L2	L	S1	重量 g	工作压力 Mpa
S1JM-04-10WD	7/16 " X20	M10X1	14	8	31	14	22	34.5
S1JM-05-12WD	1/2 " X20	M12X1.5	14	12	33.5	17	30	
S1JM-06-14WD	9/16 " X18	M14X1.5	14.1	12	33.5	19	36	
S1JM-06-16WD	9/16 " X18	M16X1.5	14.1	12	35.1	22	50	
S1JM-08-16WD	3/4 " X16	M16X1.5	16.7	12	37.6	22	60	31
S1JM-08-18WD	3/4 " X16	M18X1.5	16.7	12	39.1	24	70	
S1JM-10-18WD	7/8 " X14	M18X1.5	19.3	12	41.7	24	85	24
S1JM-10-22WD	7/8 " X14	M22X1.5	19.3	14	42.9	27	100	
S1JM-12-22WD	1.1/16 " X12	M22X1.5	21.9	14	45.5	27	108	
S1JM-12-27WD	1.1/16 " X12	M27X2	21.9	16	49	32	162	
S1JM-16-33WD	1.5/16 " X12	M33X2	23.1	18	51.6	41	245	21
S1JM-20-42WD	1.5/8 " X12	M42X2	24.3	20	54.9	50	381	17

美制

S1JT-SP

美制JIC外螺纹74° 外锥/英锥管外螺纹60° 内锥
JIC MALE 74° CONE/BSPT MALE 60° SEAT

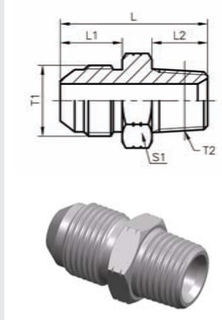

代号 PART NO.	螺纹 THREAD T1	T2	尺寸 DIMENSIONS L1	L2	L	S1	重量 g	工作压力 Mpa
S1JT-04-02SP	7/16 " X20	R1/8 " X28	14	10	31	12	22	34.5
S1JT-04SP	7/16 " X20	R1/4 " X19	14	12	36	14	33	
S1JT-05-02SP	1/2 " X20	R1/8 " X28	14	10	31	14	24	
S1JT-05-04SP	1/2 " X20	R1/4 " X19	14	12	36	14	30	
S1JT-06-04SP	9/16 " X18	R1/4 " X19	14.1	12	36.3	17	35	
S1JT-06SP	9/16 " X18	R3/8 " X19	14.1	12	36.4	19	50	
S1JT-08-04SP	3/4 " X16	R1/4 " X19	16.7	12	38.9	19	56	31
S1JT-08-06SP	3/4 " X16	R3/8 " X19	16.7	12	38.9	19	61	
S1JT-08SP	3/4 " X16	R1/2 " X14	16.7	14	45.5	22	98	
S1JT-10-06SP	7/8 " X14	R3/8 " X19	19.3	12	43.2	24	89	24
S1JT-10-08SP	7/8 " X14	R1/2 " X14	19.3	14	48	24	104	
S1JT-10-12SP	7/8 " X14	R3/4 " X14	19.3	16	49.5	27	140	
S1JT-12-08SP	1.1/16 " X12	R1/2 " X14	21.9	14	52.3	27	145	
S1JT-12SP	1.1/16 " X12	R3/4 " X14	21.9	16	52.3	27	164	
S1JT-12-16SP	1.1/16 " X12	R1 " X11	21.9	18	57.1	36	248	20.5
S1JT-16-12SP	1.5/16 " X12	R3/4 " X14	23.1	16	53.6	36	234	21
S1JT-16SP	1.5/16 " X12	R1 " X11	23.1	18	58.4	36	275	20.5
S1JT-20-16SP	1.5/8 " X12	R1 " X11	24.3	18	61.4	46	392	17
S1JT-20SP	1.5/8 " X12	R1.1/4 " X11	24.3	20	62.2	46	447	
S1JT-24SP	1.7/8 " X12	R1.1/2 " X11	27.5	22	68.1	50	568	10.5

E

S1JT9-SP

90° 弯美制JIC外螺纹74° 外锥/英锥管外螺纹
90° ELBOW JIC MALE 74° CONE/BSPT MALE

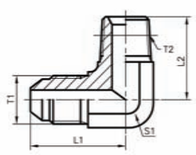

A 类

代号 PART NO.	螺纹 THREAD T1	螺纹 THREAD T2	尺寸 DIMENSIONS L1	尺寸 DIMENSIONS L2	尺寸 DIMENSIONS S1	重量 g	工作压力 Mpa
S1JT9-04-02SP	7/16 " X24	R1/8 " X28	22.6	19.8	11	22	34.5
S1JT9-04SP	7/16 " X24	R1/4 " X19	26.6	27.7	14	40	
S1JT9-05-02SP	1/2 " X20	R1/8 " X28	24.1	19.8	14	22	
S1JT9-05-04SP	1/2 " X20	R1/4 " X19	26.6	27.7	14	41	
S1JT9-06-04SP	9/16 " X18	R1/4 " X19	26.9	27.7	14	42	
S1JT9-06SP	9/16 " X18	R3/8 " X19	29	31	16	65	
S1JT9-06-08SP	9/16 " X18	R1/2 " X14	31	37.3	22	100	
S1JT9-08-04SP	3/4 " X16	R1/4 " X19	31.8	31	19	71	31
S1JT9-08-06SP	3/4 " X16	R3/8 " X19	31.8	31	19	83	
S1JT9-08SP	3/4 " X16	R1/2 " X14	33.8	37.3	22	127	
S1JT9-10-06SP	7/8 " X14	R3/8 " X19	36.5	32.5	22	112	24
S1JT9-10-08SP	7/8 " X14	R1/2 " X14	36.8	37.3	22	132	
S1JT9-10-12SP	7/8 " X14	R3/4 " X14	39.2	40.4	27	182	
S1JT9-12-08SP	1.1/16 " X12	R1/2 " X14	42.2	40.4	27	198	
S1JT9-12SP	1.1/16 " X12	R3/4 " X14	42.2	40.4	27	224	
S1JT9-16-12SP	1.5/16 " X12	R3/4 " X14	46	45.2	33	300	21
S1JT9-16SP	1.5/16 " X12	R1 " X11	46	50	33	377	20.5
S1JT9-20-16SP	1.5/8 " X12	R1 " X11	52.3	59.7	41	531	17
S1JT9-20SP	1.5/8 " X12	R1.1/4 " X11	52.3	60.5	41	660	
S1JT9-24SP	1.7/8 " X12	R1.1/2 " X11	59.2	67.1	48	878	10.5

美制

S2MJ-WD

公制螺纹胶垫密封/JIC内螺纹74° 内锥
METRIC THREAD MALE CAPTIVE SEAL/JIC FEMALE 74° SEAT

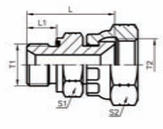

代号 PART NO.	螺纹 THREAD T1	螺纹 THREAD T2	尺寸 DIMENSIONS L1	尺寸 DIMENSIONS L	尺寸 DIMENSIONS S1	尺寸 DIMENSIONS S2	重量 g	工作压力 Mpa
S2MJ-10-04WD	M10X1	7/16 " X20	8	24	14	14	65	34.5
S2MJ-12-05WD	M12X1.5	1/2 " X20	12	28.8	17	17	80	
S2MJ-14-06WD	M14X1.5	9/16 " X18	12	30.4	19	19	134	
S2MJ-16-08WD	M16X1.5	3/4 " X16	12	33.5	22	24	187	31
S2MJ-22-10WD	M22X1.5	7/8 " X14	14	37.6	27	27	340	24
S2MJ-27-12WD	M27X2	1.1/16 " X12	16	41.5	32	32	535	24
S2MJ-33-16WD	M33X2	1.5/16 " X12	18	45.2	41	41	815	21

E

S2TJ

英锥管外螺纹/JIC内螺纹74° 内锥
BSPT MALE/JIC FEMALE 74° SEAT

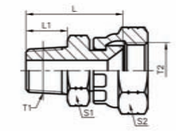

代号 PART NO.	螺纹 THREAD T1	螺纹 THREAD T2	尺寸 DIMENSIONS L1	尺寸 DIMENSIONS L	尺寸 DIMENSIONS S1	尺寸 DIMENSIONS S2	重量 g	工作压力 Mpa
S2TJ-04	R1/4 " X19	7/16 " X20	12	29.1	14	14	98	34.5
S2TJ-04-05	R1/4 " X19	1/2 " X20	12	28.9	14	17	90	
S2TJ-04-06	R1/4 " X19	9/16 " X18	12	29.8	14	19	113	
S2TJ-06	R3/8 " X19	9/16 " X18	12	30.1	19	19	155	
S2TJ-04-08	R1/4 " X19	3/4 " X16	12	31.8	19	24	158	31
S2TJ-06-08	R3/8 " X19	3/4 " X16	12	31.8	19	24	189	
S2TJ-08-10	R1/2 " X14	7/8 " X14	14	38.2	22	27	283	24
S2TJ-08-12	R1/2 " X14	1.1/16 " X12	14	39.6	27	32	353	
S2TJ-12	R3/4 " X14	1.1/16 " X12	16	39.6	27	32	454	
S2TJ-12-16	R3/4 " X14	1.5/16 " X12	16	42.9	32	41	547	21
S2TJ-16	R1 " X11	1.5/16 " X12	18	47.8	36	41	693	20.5
S2TJ-20	R1.1/4 " X11	1.5/8 " X12	20	52	46	50	1130	17

美制

S2HJ

公制外螺纹轻系列ISO 6149-3/JIC内螺纹74° 内锥
METRIC MALE END L-SERIES ISO 6149-3/JIC FEMALE 74° SEAT

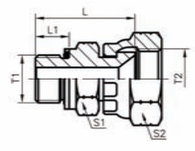

代号 PART NO.	螺纹 THREAD T1	螺纹 THREAD T2	尺寸 DIMENSIONS L1	尺寸 DIMENSIONS L	尺寸 DIMENSIONS S1	尺寸 DIMENSIONS S2	重量 g	工作压力 Mpa
S2HJ-10-04	M10X1	7/16 " X20	8.5	16.4	14	14	62	34.5
S2HJ-12-05	M12X1.5	1/2 " X20	11	20.8	17	17	80	
S2HJ-14-06	M14X1.5	9/16 " X18	11	21.4	19	19	125	
S2HJ-16-08	M16X1.5	3/4 " X16	11.5	22.8	22	24	190	31
S2HJ-22-10	M22X1.5	7/8 " X14	13	22.8	27	27	340	24
S2HJ-27-12	M27X2	1.1/16 " X12	16	23.4	32	32	578	20
S2HJ-33-16	M33X2	1.5/16 " X12	16	57.5	41	41	633	

注：需配挡圈请在代号后加“DQ”，如 S2HJ-22-10DQ
Note:If you interested to order the adapter with retainer ring please insert suffix “DQ” after our part NO,for example S2HJ-22-10DQ

E

S2OJ

SAE 外螺纹带O形圈轻系列/JIC内螺纹74° 内锥
SAE O-RING BOSS L-SERIES/JICFEMALE 74° SEAT

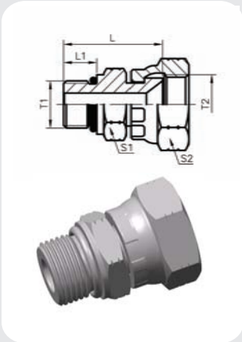

代号 PART NO.	螺纹 THREAD T1	T2	尺寸 DIMENSIONS L1	L	S1	S2	重量 g	工作压力 Mpa
S2OJ-04	7/16 " X20	7/16 " X20	9.14	24.5	14	14	80	31.5
S2OJ-06-04	9/16 " X18	7/16 " X20	9.93	26	17	14	11	
S2OJ-05	1/2 " X20	1/2 " X20	9.14	25	17	17	82	
S2OJ-06	9/16 " X18	9/16 " X18	9.93	26	17	19	113	
S2OJ-04-06	7/16 " X20	9/16 " X18	9.14	24.5	14	19	90	
S2OJ-08-06	3/4 " X16	9/16 " X18	11.13	27.5	22	19	185	31
S2OJ-08	3/4 " X16	3/4 " X16	11.13	30	22	24	230	
S2OJ-06-08	9/16 " X18	3/4 " X16	9.93	28	19	24	162	31.5
S2OJ-10-08	7/8 " X14	3/4 " X16	12.7	37	27	24	319	24
S2OJ-10	7/8 " X14	7/8 " X14	12.7	34	27	27	325	
S2OJ-08-10	3/4 " X16	7/8 " X14	11.13	29.5	22	27	248	25
S2OJ-12-10	1.1/16 " X12	7/8 " X14	15.1	36	32	27	505	24
S2OJ-12	1.1/16 " X12	1.1/16 " X12	15.1	37.5	32	32	473	
S2OJ-10-12	7/8 " X14	1.1/16 " X12	12.7	38.5	27	32	374	
S2OJ-16-12	1.5/16 " X12	1.1/16 " X12	15.1	42	41	32	751	21
S2OJ-16	1.5/16 " X12	1.5/16 " X12	15.1	42	41	41	737	20
S2OJ-12-16	1.1/16 " X12	1.5/16 " X12	15.1	38.5	36	41	581	
S2OJ-20	1.5/8 " X12	1.5/8 " X12	15.1	46.5	50	50	969	16

美制

SAJ6JJ-LN

美制JIC外螺纹74° 外锥过板接头分支三通
JIC MALE 74° CONE BULKHEAD BRANCH TEE

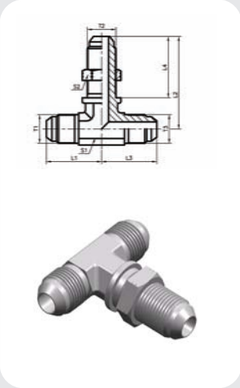

代号 PART NO.	螺纹 THREAD T1	T2	T3	尺寸 DIMENSIONS L1	L2	L3	L4	S1	S2	重量 g	工作压力 Mpa
SAJ6JJ-04LN	7/16 " X20	7/16 " X20	7/16 " X20	24.6	40.4	24.6	26	11	17	62	34.5
SAJ6JJ-05LN	1/2 " X20	1/2 " X20	1/2 " X20	26.9	43.7	26.9	26	14	19	82	
SAJ6JJ-06LN	9/16 " X18	9/16 " X18	9/16 " X18	27.7	46	27.7	27.7	14	22	101	
SAJ6JJ-08LN	3/4 " X16	3/4 " X16	3/4 " X16	34.5	53.6	34.5	31.7	19	24	205	31
SAJ6JJ-10LN	7/8 " X14	7/8 " X14	7/8 " X14	39.6	60.7	39.6	35.3	22	30	300	24
SAJ6JJ-12LN	1.1/16 " X12	1.1/16 " X12	1.1/16 " X12	45.2	67.8	45.2	39.5	27	36	487	
SAJ6JJ-14LN	1.3/16 " X12	1.3/16 " X12	1.3/16 " X12	48.8	71.1	48.8	39.5	30	38	625	21
SAJ6JJ-16LN	1.5/16 " X12	1.5/16 " X12	1.5/16 " X12	49.3	71.1	49.3	39.5	33	41	717	
SAJ6JJ-20LN	1.5/8 " X12	1.5/8 " X12	1.5/8 " X12	55.1	79.2	55.1	41	41	50	1200	17
SAJ6JJ-24LN	1.7/8 " X12	1.7/8 " X12	1.7/8 " X12	59.4	86.9	59.4	44.3	48	55	1489	14

过渡接头 ADAPTER 美制 JIC,ORFS,SAE,NPT AND NPSM Thread Fitting Sannke®

E

SAJJ6J-LN

美制JIC外螺纹74° 外锥过板接头主支三通
JIC MALE 74° CONE BULKHEAD RUN TEE

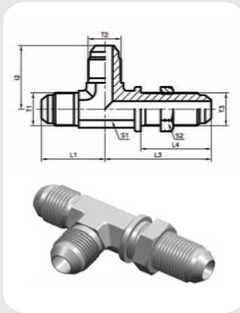

代号 PART NO.	螺纹 THREAD T1	T2	T3	尺寸 DIMENSIONS L1	L2	L3	L4	S1	S2	重量 g	工作压力 Mpa
SAJJ6J-04LN	7/16 " X20	7/16 " X20	7/16 " X20	24.6	24.6	40.4	26	11	17	62	34.5
SAJJ6J-05LN	1/2 " X20	1/2 " X20	1/2 " X20	26.9	26.9	43.7	26	14	19	82	
SAJJ6J-06LN	9/16 " X18	9/16 " X18	9/16 " X18	27.7	27.7	46	27.7	14	22	101	
SAJJ6J-08LN	3/4 " X16	3/4 " X16	3/4 " X16	34.5	34.5	53.6	31.7	19	24	205	31
SAJJ6J-10LN	7/8 " X14	7/8 " X14	7/8 " X14	39.6	39.6	60.7	35.3	22	30	300	24
SAJJ6J-12LN	1.1/16 " X12	1.1/16 " X12	1.1/16 " X12	45.2	45.2	67.8	39.5	27	36	487	
SAJJ6J-16LN	1.5/16 " X12	1.5/16 " X12	1.5/16 " X12	49.3	49.3	71.1	39.5	33	41	717	21
SAJJ6J-20LN	1.5/8 " X12	1.5/8 " X12	1.5/8 " X12	55.1	55.1	79.2	41	41	50	1200	17
SAJJ6J-24LN	1.7/8 " X12	1.7/8 " X12	1.7/8 " X12	59.4	59.4	86.9	44.3	48	55	1489	14

SAJJO-OG

美制JIC外螺纹74° 外锥/SAE外螺纹带O形圈轻系列ISO11926-3主支三通
JIC MALE 74° CONE/SAE O-RING BOSS L-SERIES ISO 11926-3 RUN TEE

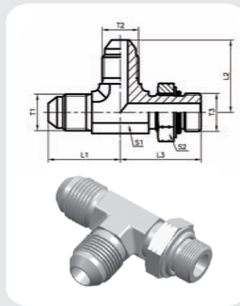

代号 PART NO.	螺纹 THREAD T1	T2	T3	尺寸 DIMENSIONS L1	L2	L3	S1	S2	重量 g	工作压力 Mpa
SAJJO-04OG	7/16 " X20	7/16 " X20	7/16 " X20	22.6	22.6	26.2	11	14	43	31.5
SAJJO-05OG	1/2 " X20	1/2 " X20	1/2 " X20	24.1	24.1	28.7	14	17	56	
SAJJO-06OG	9/16 " X18	9/16 " X18	9/16 " X18	26.9	26.9	31.8	14	17	74	
SAJJO-08OG	3/4 " X16	3/4 " X16	3/4 " X16	31.8	31.8	36.8	19	22	157	31
SAJJO-10OG	7/8 " X14	7/8 " X14	7/8 " X14	36.8	36.8	43.2	22	27	226	24
SAJJO-12OG	1.1/16 " X12	1.1/16 " X12	1.1/16 " X12	42.2	42.2	49.3	27	32	373	
SAJJO-16OG	1.5/16 " X12	1.5/16 " X12	1.5/16 " X12	46	46	52.1	33	41	569	20
SAJJO-20OG	1.5/8 " X12	1.5/8 " X12	1.5/8 " X12	52.3	52.3	57.2	41	50	923	
SAJJO-24OG	1.7/8 " X12	1.7/8 " X12	1.7/8 " X12	59.2	59.2	60.7	48	55	1236	16

美制

SAJOJ-OG

美制JIC外螺纹74° 外锥/SAE外螺纹带O形圈轻系列IS011926-3分支三通
JIC MALE 74° CONE/SAE O-RING BOSS L-SERIES ISO 11926-3 BRANCH TEE

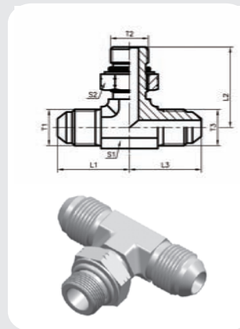

代号 PART NO.	螺纹 THREAD T1	T2	T3	尺寸 DIMENSIONS L1	L2	L3	S1	S2	重量 g	工作压力 Mpa
SAJOJ-04OG	7/16 " X20	7/16 " X20	7/16 " X20	22.6	26.2	22.6	11	14	42	31.5
SAJOJ-05OG	1/2 " X20	1/2 " X20	1/2 " X20	24.1	28.7	24.1	14	17	56	
SAJOJ-06OG	9/16 " X18	9/16 " X18	9/16 " X18	26.9	31.8	26.9	14	17	74	
SAJOJ-08OG	3/4 " X16	3/4 " X16	3/4 " X16	31.8	36.8	31.8	19	22	157	31
SAJOJ-10OG	7/8 " X14	7/8 " X14	7/8 " X14	36.8	43.2	36.8	22	27	227	24
SAJOJ-12OG	1.1/16 " X12	1.1/16 " X12	1.1/16 " X12	42.2	49.3	42.2	27	32	373	
SAJOJ-16OG	1.5/16 " X12	1.5/16 " X12	1.5/16 " X12	46	52.1	46	33	41	569	20
SAJOJ-20OG	1.5/8 " X12	1.5/8 " X12	1.5/8 " X12	52.3	57.2	52.3	41	50	922	16
SAJOJ-24OG	1.7/8 " X12	1.7/8 " X12	1.7/8 " X12	59.2	60.7	59.2	48	55	1236	14

E

S1F

美制ORFS外螺纹O形圈平面密封
ORFS MALE O–RING

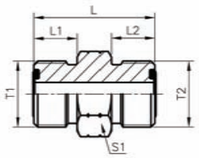

代号 PART NO.	螺纹 THREAD T1	T2		尺寸 DIMENSIONS L	L1	L2		S1	重量 g	工作压力 Mpa
S1F–04	9/16 " X18	9/16 " X18		27.5	10	10		17	31	63
S1F–06	11/16 " X16	11/16 " X16		31	11	11		19	48	
S1F–08	13/16 " X16	13/16 " X16		35.5	13	13		22	67	
S1F–10	1 " X14	1 " X14		42.5	15.5	15.5		27	121	40
S1F–12	1.3/16 " X12	1.3/16 " X12		47	17	17		32	183	
S1F–16	1.7/16 " X12	1.7/16 " X12		49.5	17.5	17.5		41	281	
S1F–20	1.11/16 " X12	1.11/16 " X12		51.5	17.5	17.5		46	356	25
S1F–24	2 " X12	2 " X12		53	17.5	17.5		55	503	

S1F9

90° 弯美制ORFS外螺纹O形圈平面密封
90° ORFS MALE O–RING

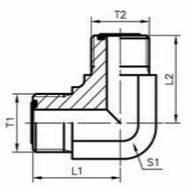

代号 PART NO.	螺纹 THREAD T1	T2		尺寸 DIMENSIONS L1	L2			S1	重量 (g)	工作压力 Mpa
S1F9–04	9/16 " X18	9/16 " X18		21.5	21.5			14	42	63
S1F9–06	11/16 " X16	11/16 " X16		25	25			19	72	
S1F9–08	13/16 " X16	13/16 " X16		28	28			19	98	
S1F9–10	1 " X14	1 " X14		33.5	33.5			27	176	40
S1F9–12	1.3/16 " X12	1.3/16 " X12		37.5	37.5			30	270	
S1F9–16	1.7/16 " X12	1.7/16 " X12		41.5	41.5			36	406	
S1F9–20	1.11/16 " X12	1.11/16 " X12		44.5	44.5			41	541	25
S1F9–24	2 " X12	2 " X12		49	49			50	800	

美制

过渡接头 ADAPTER 美制 JIC,ORFS,SAE,NPT AND NPSM Thread Fitting Sannke®

E

S2F

美制ORFS外螺纹O形圈平面密封/ORFS内螺纹
ORFS MALE O–RING/ORFS FEMALE

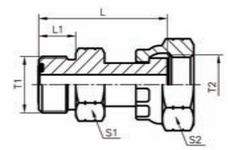

代号 PART NO.	螺纹 THREAD T1	T2		尺寸 DIMENSIONS L	L1	S1	S2		重量 g	工作压力 Mpa
S2F–04	9/16 " X18	9/16 " X18		33	10	17	19		37	63
S2F–04–06	9/16 " X18	11/16 " X16		34.5	10	17	22		40	
S2F–04–08	9/16 " X18	13/16 " X16		36.5	10	19	27		42	
S2F–06–04	11/16 " X16	9/16 " X18		35.5	11	19	19		57	
S2F–06	11/16 " X16	11/16 " X16		38.5	11	19	22		62	
S2F–06–08	11/16 " X16	13/16 " X16		37.7	11	19	27		62	
S2F–06–10	11/16 " X16	1 " X14		43.7	11	24	30		73	40
S2F–08–06	13/16 " X16	11/16 " X16		41	13	22	22		82	63
S2F–08	13/16 " X16	13/16 " X16		43	13	22	27		89	40
S2F–08–10	13/16 " X16	1 " X14		45.5	13	24	30		95	
S2F–08–12	13/16 " X16	1.3/16 " X12		49	13	30	36		101	
S2F–10–08	1 " X14	13/16 " X16		47.5	15.5	27	27		146	
S2F–10	1 " X14	1 " X14		51.5	15.5	27	30		156	
S2F–10–12	1 " X14	1.3/16 " X12		51.5	15.5	30	36		160	
S2F–10–16	1 " X14	1.7/16 " X12		56	15.5	36	41		172	
S2F–12–08	1.3/16 " X12	13/16 " X16		50.5	17	32	27		213	63
S2F–12–10	1.3/16 " X12	1 " X14		54.5	17	32	30		228	40
S2F–12	1.3/16 " X12	1.3/16 " X12		56	17	32	36		236	
S2F–12–16	1.3/16 " X12	1.7/16 " X12		58	17	36	41		245	
S2F–16–12	1.7/16 " X12	1.3/16 " X12		58	17.5	38	36		330	
S2F–16	1.7/16 " X12	1.7/16 " X12		60	17.5	38	41		345	
S2F–16–20	1.7/16 " X12	1.11/16 " X12		62	17.5	41	50		356	25
S2F–20–16	1.11/16 " X12	1.7/16 " X12		58.5	17.5	46	41		415	40
S2F–20	1.11/16 " X12	1.11/16 " X12		62	17.5	46	50		443	25
S2F–20–24	1.11/16 " X12	2 " X12		65.5	17.5	50	60		469	
S2F–24–20	2 " X12	1.11/16 " X12		64	17.5	55	50		607	
S2F–24	2 " X12	2 " X12		64	17.5	55	60		614	

S2F9

90° 弯美制ORFS外螺纹O形圈平面密封/ORFS内螺纹
90° ELBOW ORFS MALE O–RING FEMALE

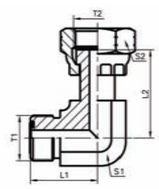

代号 PART NO.	螺纹 THREAD T1	T2		尺寸 DIMENSIONS L1	L2	S1	S2		重量 g	工作压力 Mpa
S2F9–04	9/16 " X18	9/16 " X18		21.5	26.5	14	17		56	63
S2F9–06	11/16 " X16	11/16 " X16		25	29	19	22		90	
S2F9–08	13/16 " X16	13/16 " X16		28	38	19	24		137	
S2F9–10	1 " X14	1 " X14		33.5	41	27	30		230	40
S2F9–12	1.3/16 " X12	1.3/16 " X12		37.5	46.5	30	36		355	
S2F9–16	1.7/16 " X12	1.7/16 " X12		41.5	53.5	36	41		547	
S2F9–20	1.11/16 " X12	1.11/16 " X12		44.5	58	41	50		734	25
S2F9–24	2 " X12	2 " X12		49	61	50	60		1055	

美制

E

SAF

美制ORFS外螺纹O形圈平面密封三通
ORFS MALE O-RING TEE

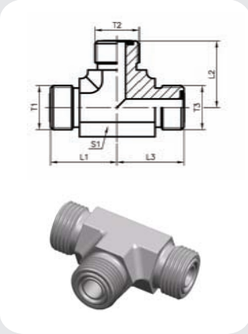

代号 PART NO.	螺纹 THREAD T1	T2	T3	尺寸 DIMENSIONS L1	L2	L3	S1		重量 g	工作压力 Mpa
SAF-04	9/16 " X18	9/16 " X18	9/16 " X18	21. 5	21. 5	21. 5	14		68	63
SAF-06	11/16 " X16	11/16 " X16	11/16 " X16	25	25	25	19		106	
SAF-08	13/16 " X16	13/16 " X16	13/16 " X16	28	28	28	19		148	
SAF-10	1 " X14	1 " X14	1 " X14	33.5	33.5	33.5	27		262	40
SAF-12	1.3/16 " X12	1.3/16 " X12	1.3/16 " X12	37.5	37.5	37.5	30		401	
SAF-16	1.7/16 " X12	1.7/16 " X12	1.7/16 " X12	41.5	41.5	41.5	36		612	
SAF-20	1.11/16 " X12	1.11/16 " X12	1.11/16 " X12	44.5	44.5	44.5	41		816	25
SAF-24	2 " X12	2 " X12	2 " X12	49	49	49	48		1195	

SBF

美制ORFS外螺纹O形圈平面密封/美制ORFS内螺纹分支三通
ORFS MALE O-RING/ORFS FEMALE BRANCH TEE

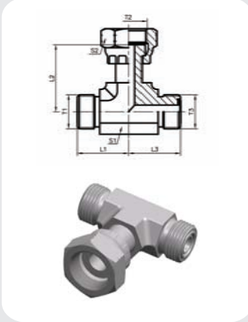

代号 PART NO.	螺纹 THREAD T1	T2	T3	尺寸 DIMENSIONS L1	L2	L3	S1	S2	重量 g	工作压力 Mpa
SBF-04	9/16 " X18	9/16 " X18	9/16 " X18	21.5	26.5	21.5	14	19	80	63
SBF-06	11/16 " X18	11/16 " X18	11/16 " X18	25	29	25	19	22	130	
SBF-08	13/16 " X18	13/16 " X18	13/16 " X18	28	38	28	19	27	195	
SBF-10	1 " X14	1 " X14	1 " X14	33.5	41	33.5	27	30	333	40
SBF-12	1.3/16 " X12	1.3/16 " X12	1.3/16 " X12	37.5	46.5	37.5	30	36	513	
SBF-16	1.7/16 " X12	1.7/16 " X12	1.7/16 " X12	41.5	53.5	41.5	36	41	785	
SBF-20	1.11/16 " X12	1.11/16 " X12	1.11/16 " X12	44.5	58	44.5	41	50	1052	25
SBF-24	2 " X12	2 " X12	2 " X12	49	61	49	48	60	1525	

SCF

美制ORFS外螺纹O形圈平面密封/美制ORFS内螺纹主支三通
ORFS MALE O-RING/ORFS FEMALE RUN TEE

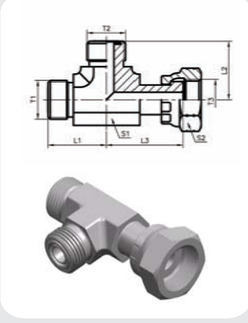

代号 PART NO.	螺纹 THREAD T1	T2	T3	尺寸 DIMENSIONS L1	L2	L3	S1	S2	重量 g	工作压力 Mpa
SCF-04	9/16 " X18	9/16 " X18	9/16 " X18	21.5	21.5	26.5	14	19	80	63
SCF-06	11/16 " X18	11/16 " X18	11/16 " X18	25	25	29	19	22	130	
SCF-08	13/16 " X18	13/16 " X18	13/16 " X18	28	28	38	19	27	195	
SCF-10	1 " X14	1 " X14	1 " X14	33.5	33.5	41	27	30	333	40
SCF-12	1.3/16 " X12	1.3/16 " X12	1.3/16 " X12	37.5	37.5	46.5	30	36	513	
SCF-16	1.7/16 " X12	1.7/16 " X12	1.7/16 " X12	41.5	41.5	53.5	36	41	785	
SCF-20	1.11/16 " X12	1.11/16 " X12	1.11/16 " X12	44.5	44.5	58	41	50	1052	25
SCF-24	2 " X12	2 " X12	2 " X12	49	49	61	50	60	1525	

美制

过渡接头 ADAPTER 美制 JIC,ORFS,SAE,NPT AND NPSM Thread Fitting Sannke®

E

S4F

美制ORFS外螺纹O形圈平面密封堵头
ORFS MALE O-RING PLUG

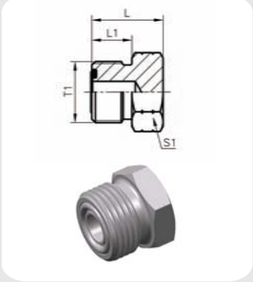

代号 PART NO.	螺纹 THREAD T1			尺寸 DIMENSIONS L	L1	S1			重量 g	工作压力 Mpa
S4F-04	9/16 " X18			16.5	10	17			20	63
S4F-06	11/16 " X16			19	11	19			32	
S4F-08	13/16 " X16			22	13	22			48	
S4F-10	1 " X14			26	15.5	27			85	40
S4F-12	1.3/16 " X12			27.5	17	32			123	
S4F-16	1.7/16 " X12			28	17.5	41			187	
S4F-20	1.11/16 " X12			28	17.5	46			235	25
S4F-24	2 " X12			28	17.5	55			326	

S9F

美制ORFS内螺纹平面密封堵头
ORFS FEMALE PLUG

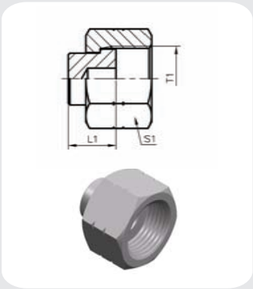

代号 PART NO.	螺纹 THREAD T1			尺寸 DIMENSIONS L1				S1	重量 g	工作压力 Mpa
S9F-04	9/16 " X18			8.5				19	14	63
S9F-06	11/16 " X16			10				22	25	
S9F-08	13/16 " X16			11				27	38	
S9F-10	1 " X14			13.5				30	70	40
S9F-12	1.3/16 " X12			15				36	110	
S9F-16	1.7/16 " X12			15				41	16	
S9F-20	1.11/16 " X12			15				50	220	25
S9F-24	2 " X12			16				60	330	

S6F-LN

美制ORFS外螺纹O形圈平面密封过板接头
ORFS MALE O-RING BULKHEAD

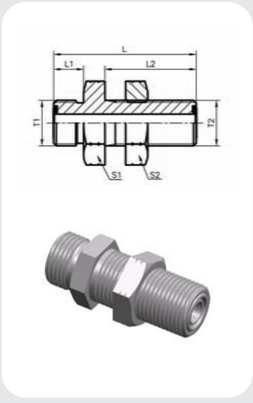

代号 PART NO.	螺纹 THREAD T1	T2		尺寸 DIMENSIONS L	L1	L2	S1	S2	重量 g	工作压力 Mpa
S6F-04LN	9/16 " X18	9/16 " X18		48	10	31.5	22	22	75	63
S6F-06LN	11/16 " X16	11/16 " X16		53	11	34	27	27	124	
S6F-08LN	13/16 " X16	13/16 " X16		58.5	13	36.5	30	30	169	
S6F-10LN	1 " X14	1 " X14		66.5	15.5	40.5	36	36	281	40
S6F-12LN	1.3/16 " X12	1.3/16 " X12		69	17	41.5	41	41	365	
S6F-16LN	1.7/16 " X12	1.7/16 " X12		70	17.5	42	46	46	494	
S6F-20LN	1.11/16 " X12	1.11/16 " X12		70	17.5	42	50	50	587	25
S6F-24LN	2 " X12	2 " X12		70	17.5	42	60	60	810	

美制

E

S6F9-LN

90° 弯美制ORFS外螺纹O形圈平面密封过板接头
90° ELBOW ORFS MALE O-RING BULKHEAD

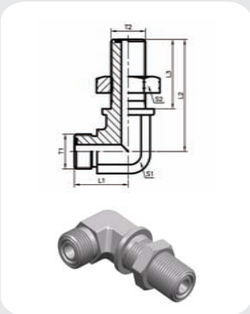

代号 PART NO.	螺纹 THREAD T1	T2		尺寸 DIMENSIONS L1	L2	L3	S1	S2	重量 g	工作压力 Mpa
S6F9-04LN	9/16 " X18	9/16 " X18		22.5	47	31.5	14	22	85	63
S6F9-06LN	11/16 " X16	11/16 " X16		26	52	34	19	27	137	
S6F9-08LN	13/16 " X16	13/16 " X16		29	55.5	36.5	19	30	185	
S6F9-10LN	1 " X14	1 " X14		34.5	63	40.5	27	36	313	40
S6F9-12LN	1.3/16 " X12	1.3/16 " X12		38.5	67	41.5	30	41	435	
S6F9-16LN	1.7/16 " X12	1.7/16 " X12		42.5	71	42	36	46	638	
S6F9-20LN	1.11/16 " X12	1.11/16 " X12		45.5	75.5	42	41	50	822	25
S6F9-24LN	2 " X12	2 " X12		49.5	79.5	42	48	60	1180	

美制

S1FN

美制ORFS外螺纹O形圈平面密封/布锥管外螺纹
ORFS MALE O-RING/NPT MALE

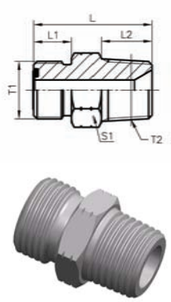

代号 PART NO.	螺纹 THREAD T1	T2		尺寸 DIMENSIONS L	L1	L2	S1		重量 g	工作压力 Mpa
S1FN-04-02	9/16 " X18	NPT1/8 " X27		27	10	10	17		27	34. 5
S1FN-04	9/16 " X18	NPT1/4 " X18		32	10	14.5	17		33	27. 5
S1FN-04-06	9/16 " X18	NPT3/8 " X18		33.5	10	14.5	19		45	21
S1FN-04-08	9/16 " X18	NPT1/2 " X14		38.5	10	19.5	22		67	
S1FN-06-04	11/16 " X16	NPT1/4 " X18		32	11	14.5	19		40	27. 5
S1FN-06	11/16 " X16	NPT3/8 " X18		34	11	14.5	19		49	21
S1FN-06-08	11/16 " X16	NPT1/2 " X14		39.5	11	19.5	22		72	
S1FN-08-04	13/16 " X16	NPT1/4 " X18		37.5	13	14.5	22		60	27. 5
S1FN-08-06	13/16 " X16	NPT3/8 " X18		37.5	13	14.5	22		65	21
S1FN-08	13/16 " X16	NPT1/2 " X14		41.5	13	19.5	22		77	
S1FN-08-12	13/16 " X16	NPT3/4 " X14		43	13	19.5	30		120	17
S1FN-10-06	1 " X14	NPT3/8 " X18		41.5	15.5	14.5	27		103	21
S1FN-10-08	1 " X14	NPT1/2 " X14		46	15.5	19.5	27		115	21
S1FN-10-12	1 " X14	NPT3/4 " X14		46	15.5	19.5	30		142	17
S1FN-12-08	1.3/16 " X12	NPT1/2 " X14		49	17	19.5	32		160	21
S1FN-12	1.3/16 " X12	NPT3/4 " X14		49	17	19.5	32		176	17
S1FN-12-16	1.3/16 " X12	NPT1 " X11.5		54	17	24.5	36		230	14
S1FN-16-12	1.7/16 " X12	NPT3/4 " X14		51	17.5	19.5	41		270	17
S1FN-16	1.7/16 " X12	NPT1 " X11.5		55.5	17.5	24.5	41		283	14
S1FN-16-20	1.7/16 " X12	NPT1.1/4 " X11.5		58.5	17.5	25.5	46		390	8
S1FN-20-16	1.11/16 " X12	NPT1 " X11.5		57.5	17.5	24.5	46		345	14
S1FN-20	1.11/16 " X12	NPT1.1/4 " X11.5		58.5	17.5	25.5	46		395	8
S1FN-24	2 " X12	NPT1.1/2 " X11.5		61	17.5	26.5	55		552	7

过渡接头 ADAPTER 美制 JIC,ORFS,SAE,NPT AND NPSM Thread Fitting Sannke®

E

S1FN9

90° 弯美制ORFS外螺纹O形圈平面密封/布锥管外螺纹
90° ORFS MALE O-RING/NPT MALE

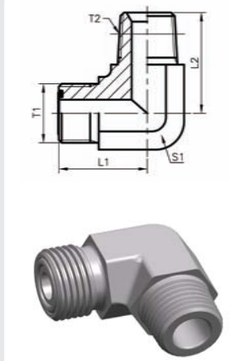

代号 PART NO.	螺纹 THREAD T1	T2		尺寸 DIMENSIONS L1	L2	S1			重量 g	工作压力 Mpa
S1FN9-04-02	9/16 " X18	NPT1/8 " X27		21.5	20.5	14			33	34. 5
S1FN9-04	9/16 " X18	NPT1/4 " X18		21.5	25.5	14			43	27. 5
S1FN9-06-04	11/16 " X16	NPT1/4 " X18		25	27.5	19			61	
S1FN9-06	11/16 " X16	NPT3/8 " X18		25	31	19			84	21
S1FN9-06-08	11/16 " X16	NPT1/2 " X14		29.5	37.5	22			112	
S1FN9-08-06	13/16 " X16	NPT3/8 " X18		28	31	19			95	
S1FN9-08	13/16 " X16	NPT1/2 " X14		31	37	22			114	
S1FN9-08-12	13/16 " X16	NPT3/4 " X14		33.3	40.5	27			170	17
S1FN9-10-08	1 " X14	NPT1/2 " X14		33.5	40	27			172	21
S1FN9-10-12	1 " X14	NPT3/4 " X14		36	40.5	27			216	17
S1FN9-12-08	1.3/16 " X12	NPT1/2 " X14		37.3	40.5	30			228	21
S1FN9-12	1.3/16 " X12	NPT3/4 " X14		37.3	45.5	30			275	17
S1FN9-12-16	1.3/16 " X12	NPT1 " X11.5		41	50	33			363	14
S1FN9-16-12	1.7/16 " X12	NPT3/4 " X14		42	46	36			360	17
S1FN9-16	1.7/16 " X12	NPT1 " X11.5		42	50.5	36			433	14
S1FN9-20-16	1.11/16 " X12	NPT1 " X11.5		45	54.5	41			530	
S1FN9-20	1.11/16 " X12	NPT1.1/4 " X11.5		45	60	41			574	8
S1FN9-24	2 " X12	NPT1.1/2 " X11.5		48.8	67	48			972	7

美制

S1FO

美制ORFS外螺纹O形圈平面密封/美制SAE外螺纹带O形圈重系列ISO 11926-2
ORFS MALE O-RING/SAE O-RING BOSS S-SERIES ISO 11926-2

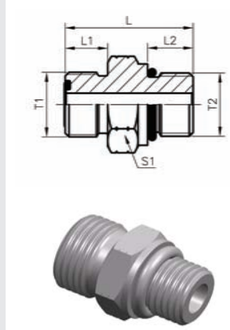

代号 PART NO.	螺纹 THREAD T1	T2		尺寸 DIMENSIONS L	L1	L2	S1		重量 g	工作压力 Mpa
S1FO-04	9/16 " X18	7/16 " X20		28.7	10	11	17		30	63
S1FO-04-05	9/16 " X18	1/2 " X20		28.7	10	11	17		32	
S1FO-04-06	9/16 " X18	9/16 " X18		30.5	10	12	19		41	
S1FO-04-08	9/16 " X18	3/4 " X16		33.6	10	14	22		65	
S1FO-06-04	11/16 " X16	7/16 " X20		31	11	11	19		40	
S1FO-06-05	11/16 " X16	1/2 " X20		30.9	11	11	19		42	
S1FO-06	11/16 " X16	9/16 " X18		31.9	11	12	19		45	
S1FO-06-08	11/16 " X16	3/4 " X16		35	11	14	22		70	
S1FO-06-10	11/16 " X16	7/8 " X14		38.5	11	16	27		105	
S1FO-08-06	13/16 " X16	9/16 " X18		34.5	13	12	22		55	
S1FO-08	13/16 " X16	3/4 " X16		36.6	13	14	22		68	
S1FO-08-10	13/16 " X16	7/8 " X14		40.5	13	16	27		106	
S1FO-08-12	13/16 " X16	1.1/16 " X12		44.5	13	18.5	32		165	40
S1FO-10	1 " X14	7/8 " X14		43.1	15.5	16	27		117	
S1FO-10-08	1 " X14	3/4 " X16		41	15.5	14	27		102	
S1FO-10-12	1 " X14	1.1/16 " X12		47	15.5	18.5	32		175	
S1FO-12-10	1.3/16 " X12	7/8 " X14		46	17	16	32		153	
S1FO-12	1.3/16 " X12	1.1/16 " X12		48.6	17	18.5	32		182	
S1FO-12-16	1.3/16 " X12	1.5/16 " X12		49.8	17	18.5	38		264	
S1FO-16-12	1.7/16 " X12	1.1/16 " X12		50	17.5	18.5	38		216	
S1FO-16	1.7/16 " X12	1.5/16 " X12		50.3	17.5	18.5	41		279	
S1FO-16-20	1.7/16 " X12	1.5/8 " X12		52	17.5	18.5	50		481	25
S1FO-20-16	1.11/16 " X12	1.5/16 " X12		52	17.5	18.5	46		305	
S1FO-20	1.11/16 " X12	1.5/8 " X12		52.3	17.5	18.5	46		368	
S1FO-24-20	2 " X12	1.5/8 " X12		54	17.5	18.5	55		451	
S1FO-24	2 " X12	1.7/8 " X12		54.1	17.5	18.5	55		511	

注：T2端与 ISO 11926-1油口相配。
Note：T2 end is connected with ISO 11926-1 port.

E

S1FO9-OG

90° 弯美制ORFS外螺纹O型圈平面密封/美制SAE外螺纹带O形圈重系列ISO 11926-2
90° ELBOW ORFS MALE O-RING/SAE O-RING BOSS S-SERIES ISO 11926-2

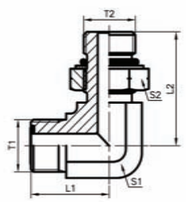

代号 PART NO.	螺纹 THREAD T1	T2	尺寸 DIMENSIONS L1	L2	S1	S2	重量 g	工作压力 Mpa
S1FO9-04OG	9/16 " X18	7/16 " X18	21.5	33	14	14	47	40
S1FO9-04-06OG	9/16 " X18	9/16 " X18	23.5	37	14	17	63	
S1FO9-04-08OG	9/16 " X18	3/4 " X16	24.5	40.5	19	22	99	
S1FO9-06OG	11/16 " X16	9/16 " X18	25	37	19	17	77	
S1FO9-06-04OG	11/16 " X16	7/16 " X20	25	35	19	14	65	
S1FO9-06-05OG	11/16 " X16	1/2 " X20	25	35	19	17	70	
S1FO9-06-08OG	11/16 " X16	3/4 " X16	25	40.5	19	22	115	
S1FO9-06-10OG	11/16 " X16	7/8 " X14	29.5	50	22	27	157	
S1FO9-06-12OG	11/16 " X16	1.1/16 " X12	32.5	55	27	32	225	
S1FO9-08OG	13/16 " X16	3/4 " X16	28	40.5	19	22	129	
S1FO9-08-06OG	13/16 " X16	9/16 " X18	28	36.5	19	17	93	
S1FO9-08-10OG	13/16 " X16	7/8 " X14	31	50	22	27	172	
S1FO9-08-12OG	13/16 " X16	1.1/16 " X12	33.5	55	27	32	240	
S1FO9-10OG	1 " X14	7/8 " X14	33.5	50	27	27	211	
S1FO9-10-08OG	1 " X14	3/4 " X16	33.5	46	27	22	184	
S1FO9-10-12OG	1 " X14	1.1/16 " X12	36	55	27	32	282	
S1FO9-12OG	1.3/16 " X12	1.1/16 " X12	37.5	55	30	32	329	
SFO9-12-08OG	1.3/16 " X12	3/4 " X16	37.5	47	30	22	240	
S1FO9-12-10OG	1.3/16 " X12	7/8 " X14	37.5	51	30	27	268	
S1FO9-12-16OG	1.3/16 " X12	1.5/16 " X12	41	60	36	41	437	31.5
S1FO9-16OG	1.7/16 " X12	1.5/16 " X12	41.5	60	36	41	502	
S1FO9-16-12OG	1.7/16 " X12	1.1/16 " X12	41.5	59	36	32	422	40
S1FO9-16-20OG	1.7/16 " X12	1.5/8 " X12	44.5	62	41	50	649	25
S1FO9-20OG	1.11/16 " X12	1.5/8 " X12	44.5	62	41	50	711	
S1FO9-20-16OG	1.11/16 " X12	1.5/16 " X12	44.5	61.5	41	41	588	31.5
S1FO9-20-24OG	1.11/16 " X12	1.7/8 " X12	49	66	48	55	857	20
S1FO9-24OG	2 " X12	1.7/8 " X12	49	66	48	55	976	
S1FO9-24-20OG	2 " X12	1.5/8 " X12	49	66	48	50	888	25

美制

S1FM-WD

美制ORFS外螺纹O形圈平面密封/公制螺纹胶垫密封
ORFS MALE O-RING/METRIC THREAD MALE CAPTIVE SEAL

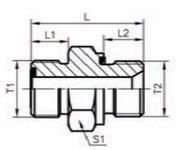

代号 PART NO.	螺纹 THREAD T1	T2	尺寸 DIMENSIONS L1	L2	L	S1	重量 g	工作压力 Mpa
S1FM-04-12WD	9/16 " X18	M12X1.5	10	12	29.7	17	32	63
S1FM-06-14WD	11/16 " X16	M14X1.5	11	12	31.9	19	51	
S1FM-06-16WD	11/16 " X16	M16X1.5	11	12	31.9	22	55	
S1FM-08-18WD	13/16 " X16	M18X1.5	13	12	34.6	24	74	
S1FM-10-22WD	1 " X14	M22X1.5	15.5	14	41.1	27	118	
S1FM-12-27WD	1.3/16 " X12	M27X2	17	16	46.1	32	185	42
S1FM-16-33WD	1.7/16 " X12	M33X2	17.5	18	49.8	41	275	
S1FM-20-42WD	1.11/16 " X12	M42X2	17.5	20	53.8	50	421	28

过渡接头 ADAPTER 美制 JIC,ORFS,SAE,NPT AND NPSM Thread Fitting Sannke®

E

S1FH

美制ORFS外螺纹O形圈平面密封/公制外螺纹重系列ISO 6149-2
ORFS MALE O-RING /METRIC MALE S-SERIES ISO 6149-2

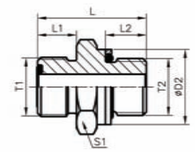

代号 PART NO.	螺纹 THREAD T1	T2	尺寸 DIMENSIONS L1	L2	L	S1	重量 g	工作压力 Mpa
S1FH-04-12	9/16 " X18	M12X1.5	10	11	28.5	17	30	63
S1FH-04-14	9/16 " X18	M14X1.5	10	11	29.5	19	40	
S1FH-06-12	11/16 " X16	M12X1.5	11	11	32	19	45	
S1FH-06-14	11/16 " X16	M14X1.5	11	11	32	19	48	
S1FH-06-16	11/16 " X16	M16X1.5	11	11.5	33.5	22	60	
S1FH-06-18	11/16 " X16	M18X1.5	11	12.5	36	24	78	
S1FH-08-14	13/16 " X16	M14X1.5	13	11	35	22	65	
S1FH-08-16	13/16 " X16	M16X1.5	13	11.5	36.5	22	76	
S1FH-08-18	13/16 " X16	M18X1.5	13	12.5	37	24	80	
S1FH-08-22	13/16 " X16	M22X1.5	13	13	39.5	27	106	
S1FH-08-27	13/16 " X16	M27X2	13	16	44	32	160	40
S1FH-10-18	1 " X14	M18X1.5	15.5	12.5	41	27	115	
S1FH-10-22	1 " X14	M22X1.5	15.5	13	42	27	123	
S1FH-10-27	1 " X14	M27X2	15.5	16.5	47	32	178	
S1FH-12-22	1.3/16 " X12	M22X1.5	17	13	45	32	175	
S1FH-12-27	1.3/16 " X12	M27X2	17	16	48.5	32	198	
S1FH-12-33	1.3/16 " X12	M33X2	17	16	51.5	41	309	
S1FH-16-33	1.7/16 " X12	M33X2	17.5	16	52	41	300	
S1FH-20-42	1.11/16 " X12	M42X2	17.5	16	54.5	50	451	25
S1FH-24-48	2 " X12	M48X2	17.5	17.5	57	55	557	

注：需配挡圈请在代号后加“DQ”，如 S1FH-12-27DQ
Note:If you interested to order the adapter with retainer ring please insert suffix “DQ” after our part NO,for example S1FH-12-27DQ

美制

S1FH9-OG

90° 弯美制ORFS外螺纹O型圈平面密封/公制外螺纹可调向柱端轻系列 ISO 6149
90° ELBOW ORFS MALE O-RING/METRIC MALE ADJUSTABLE STUD END L-SERIES ISO 6149

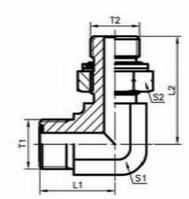

代号 PART NO.	螺纹 THREAD T1	T2	尺寸 DIMENSIONS L1	L2	S1	S2	重量 g	工作压力 Mpa
S1FH9-04-12OG	9/16 " X18	M12X1.5	21.5	33	14	17	51	31.5
S1FH9-04-14OG	9/16 " X18	M14X1.5	23.5	35.5	17	19	68	
S1FH9-06-12OG	11/16 " X16	M12X1.5	25	35.5	19	17	65	
S1FH9-06-14OG	11/16 " X16	M14X1.5	25	35.5	19	19	77	
S1FH9-06-16OG	11/16 " X16	M16X1.5	25	37.5	19	22	93	25
S1FH9-08-14OG	13/16 " X16	M14X1.5	28	36	19	19	98	31.5
S1FH9-08-18OG	13/16 " X16	M18X1.5	28	41	19	24	117	25
S1FH9-08-22OG	13/16 " X16	M22X1.5	31	49	22	27	183	
S1FH9-10-18OG	1 " X14	M18X1.5	33.5	47.5	27	24	172	
S1FH9-10-22OG	1 " X14	M22X1.5	33.5	49	27	27	223	
S1FH9-12-22OG	1.3/16 " X12	M22X1.5	37.5	49.5	30	27	278	
S1FH9-12-27OG	1.3/16 " X12	M27X2	37.5	55.5	30	32	358	16
S1FH9-16-33OG	1.7/16 " X12	M33X2	41.5	59.5	36	41	555	
S1FH9-20-42OG	1.11/16 " X12	M42X2	44.5	63	41	50	742	
S1FH9-24-48OG	2 " X12	M48X2	49	71.5	50	55	1035	

注：需配挡圈请在代号后加“DQ”，如 S1FH9-12-27OGDQ
Note:If you interested to order the adapter with retainer ring please insert suffix “DQ” after our part NO,for example S1FH9-12-27OGDQ

美制

E

S1FB-WD

美制ORFS外螺纹O形圈平面密封/英管外螺纹胶垫密封
ORFS MALE O-RING/BSP MALE CAPTIVE SEAL

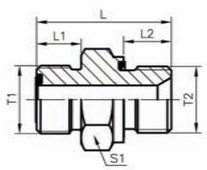

代号 PART NO.	螺纹 THREAD T1	螺纹 THREAD T2	尺寸 DIMENSIONS L1	L2	L	S1	重量 g	工作压力 Mpa
S1FB-04-02WD	9/16 " X18	G1/8 " X28	10	8	25.7	17	27	63
S1FB-04WD	9/16 " X18	G1/4 " X19	10	12	30.9	19	40	
S1FB-04-06WD	9/16 " X18	G3/8 " X19	10	12	31.6	22	53	
S1FB-04-08WD	9/16 " X18	G1/2 " X14	10	14	38.4	27	98	
S1FB-06-02WD	11/16 " X16	G1/8 " X28	11	8	31.1	19	45	
S1FB-06-04WD	11/16 " X16	G1/4 " X19	11	12	31.9	19	45	
S1FB-06WD	11/16 " X16	G3/8 " X19	11	12	33.5	22	61	
S1FB-06-08WD	11/16 " X16	G1/2 " X14	11	14	38.5	27	100	
S1FB-06-12WD	11/16 " X16	G3/4 " X14	11	16	40.3	32	144	
S1FB-08-04WD	13/16 " X16	G1/4 " X19	13	12	36.7	22	66	
S1FB-08-06WD	13/16 " X16	G3/8 " X19	13	12	34.6	22	65	
S1FB-08WD	13/16 " X16	G1/2 " X14	13	14	40.1	27	103	
S1FB-08-12WD	13/16 " X16	G3/4 " X14	13	16	41.9	32	146	
S1FB-10-06WD	1 " X14	G3/8 " X19	15.5	12	42.4	27	119	
S1FB-10-08WD	1 " X14	G1/2 " X14	15.5	14	41.1	27	114	
S1FB-10-12WD	1 " X14	G3/4 " X14	15.5	16	44.3	32	162	
S1FB-10-16WD	1 " X14	G1 " X11	15.5	18	47.8	41	264	
S1FB-12-08WD	1.3/16 " X12	G1/2 " X14	17	14	48.5	32	180	42
S1FB-12WD	1.3/16 " X12	G3/4 " X14	17	16	46.1	32	182	
S1FB-12-16WD	1.3/16 " X12	G1 " X11	17	18	47.5	41	265	
S1FB-12-20WD	1.3/16 " X12	G1.1/4 " X11	17	20	53.5	50	400	
S1FB-16-12WD	1.7/16 " X12	G3/4 " X14	17.5	16	50.3	41	256	
S1FB-16WD	1.7/16 " X12	G1 " X11	17.5	18	49.8	41	276	
S1FB-16-20WD	1.7/16 " X12	G1.1/4 " X11	17.5	20	53.8	50	416	
S1FB-16-24WD	1.7/16 " X12	G1.1/2 " X11	17.5	22	57.5	55	514	
S1FB-20-16WD	1.11/16 " X12	G1 " X11	17.5	18	57.3	46	425	28
S1FB-20WD	1.11/16 " X12	G1.1/4 " X11	17.5	20	53.8	50	420	
S1FB-20-24WD	1.11/16 " X12	G1.1/2 " X11	17.5	22	57.6	55	520	
S1FB-24WD	2 " X12	G1.1/2 " X11	17.5	22	57.6	55	537	

美制

E

S1FG9-OG

90° 弯美制ORFS外螺纹O型圈平面密封/英管外螺纹O形圈
90° ELBOW ORFS MALE O-RING/BSP MALE O-RING

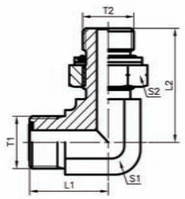

代号 PART NO.	螺纹 THREAD T1	螺纹 THREAD T2	尺寸 DIMENSIONS L1	L2	S1	S2	重量 g	工作压力 Mpa
S1FG9-04-02OG	9/16 " X18	G1/8 " X28	21.5	30	14	14	40	31.5
S1FG9-04OG	9/16 " X18	G1/4 " X19	23.5	36	17	19	63	
S1FG9-04-06OG	9/16 " X18	G3/8 " X19	24.5	38	19	22	85	25
S1FG9-06-04OG	11/16 " X16	G1/4 " X19	25	36	19	19	72	31.5
S1FG9-06OG	11/16 " X16	G3/8 " X19	26.5	38	19	22	100	25
S1FG9-08-04OG	13/16 " X16	G1/4 " X19	28	35.5	19	19	88	31.5
S1FG9-08-06OG	13/16 " X16	G3/8 " X19	28	38	19	22	115	25
S1FG9-08OG	13/16 " X16	G1/2 " X14	31	48.5	22	27	168	
S1FG9-08-12OG	13/16 " X16	G3/4 " X14	33.5	51.5	27	36	245	16
S1FG9-10-06OG	1 " X14	G3/8 " X19	33.5	40.5	27	22	164	25
S1FG9-10-08OG	1 " X14	G1/2 " X14	33.5	48.5	27	27	208	
S1FG9-10-12OG	1 " X14	G3/4 " X14	33.5	51.5	27	36	287	
S1FG9-10-16OG	1 " X14	G1 " X11	39.5	58.5	33	41	440	16
S1FG9-12-08OG	1.3/16 " X12	G1/2 " X14	37.5	49.5	30	27	265	25
S1FG9-12OG	1.3/16 " X12	G3/4 " X14	37.5	51.5	30	36	335	16
S1FG9-12-16OG	1.3/16 " X12	G1 " X11	41	48.5	33	41	437	
S1FG9-16-12OG	1.7/16 " X12	G3/4 " X14	41.5	56	36	36	402	
S1FG9-16OG	1.7/16 " X12	G1 " X11	41.5	5.8	36	41	264	
S1FG9-16-20OG	1.7/16 " X12	G1.1/4 " X11	44.5	61	41	50	662	
S1FG9-20-16OG	1.11/16 " X12	G1 " X11	44.5	61	41	41	584	
S1FG9-20OG	1.11/16 " X12	G1.1/4 " X11	44.5	61	41	50	725	
S1FG9-20-24OG	1.11/16 " X12	G1.1/2 " X11	49	64.5	50	55	852	
S1FG9-24OG	2 " X12	G1.1/2 " X11	49	64.5	50	55	972	

注：需配挡圈请在代号后加“DQ”，如 S1FG9-16OGDQ
Note:If you interested to order the adapter with retainer ring please insert suffix “DQ” after our part NO,for example S1FG9-16OGDQ

美制

SAFFH-OG

美制ORFS外螺纹O型圈平面密封/公制外螺纹可调向柱端重系列 ISO 6149-2主支三通
ORFS MALE O-RING/METRIC MALE ADJUSTABLE STUD END S-SERIES ISO 6149-2 RUN TEE

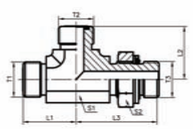

代号 PART NO.	螺纹 THREAD T1	螺纹 THREAD T2	螺纹 THREAD T3	尺寸 DIMENSIONS L1	L2	L3	S1	S2	重量 g	工作压力 Mpa
SAFFH-04-04-12OG	9/16 " X18	9/16 " X18	M12X1.5	21.5	21.5	33	14	17	75	40
SAFFH-04-04-14OG	9/16 " X18	9/16 " X18	M14X1.5	23.5	23.5	35.5	17	19	95	
SAFFH-06-06-14OG	11/16 " X16	11/16 " X16	M14X1.5	25	25	35.5	19	19	122	
SAFFH-06-06-16OG	11/16 " X16	11/16 " X16	M16X1.5	25	25	37.5	19	22	133	
SAFFH-08-08-14OG	13/16 " X16	13/16 " X16	M14X1.5	28	28	36	19	19	140	
SAFFH-08-08-18OG	13/16 " X16	13/16 " X16	M18X1.5	28	28	41	19	24	175	
SAFFH-08-08-22OG	13/16 " X16	13/16 " X16	M22X1.5	31	31	49	22	27	247	
SAFFH-10-10-22OG	1 " X14	1 " X14	M22X1.5	33.5	33.5	49	27	27	325	
SAFFH-12-12-27OG	1.3/16 " X12	1.3/16 " X12	M27X2	37.5	37.5	55.5	30	32	517	
SAFFH-16-16-33OG	1.7/16 " X12	1.7/16 " X12	M33X2	41.5	41.5	59.5	36	41	730	31.5
SAFFH-20-20-42OG	1.11/16 " X12	1.11/16 " X12	M42X2	44.5	44.5	63	41	50	1060	25
SAFFH-24-24-48OG	2 " X12	2 " X12	M48X2	49	49	71.5	50	55	1505	20

注：需配挡圈请在代号后加“DQ”，如 SAFFH-12-12-27OGDQ
Note:If you interested to order the adapter with retainer ring please insert suffix “DQ” after our part NO,for example SAFFH-12-12-27OGDQ

美制

E

SAFFO-OG

美制ORFS外螺纹O型圈平面密封/美制SAE外螺纹带O型圈重系列ISO 11926-2主支三通
ORFS MALE O-RING/SAE O-RING BOSS S-SERIES ISO 11926-2 RUN TEE

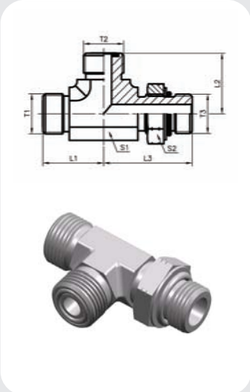

代号 PART NO.	螺纹 THREAD T1	T2	T3	尺寸 DIMENSIONS L1	L2	L3	S1	S2	重量 g	工作压力 Mpa
SAFFO-04OG	9/16 " X18	9/16 " X18	7/16 " X18	21.5	21.5	33	14	17	72	40
SAFFO-04-04-06OG	9/16 " X18	9/16 " X18	9/16 " X18	23.5	23.5	33	14	19	98	
SAFFO-06OG	11/16 " X16	11/16 " X16	9/16 " X18	25	25	37	19	19	121	
SAFFO-06-06-08OG	11/16 " X16	11/16 " X16	3/4 " X16	25	25	40.5	19	24	170	
SAFFO-08OG	13/16 " X16	13/16 " X16	3/4 " X16	28	28	40.5	19	24	184	
SAFFO-08-08-10OG	13/16 " X16	13/16 " X16	7/8 " X14	30.5	30.5	50	27	27	250	
SAFFO-10OG	1 " X14	1 " X14	7/8 " X14	33.5	33.5	50	22	27	315	
SAFFO-10-10-12OG	1 " X14	1 " X14	1.1/16 " X12	36.5	36.5	52	27	32	423	
SAFFO-12OG	1.3/16 " X12	1.3/16 " X12	1.1/16 " X12	37.5	37.5	55	30	32	487	
SAFFO-12-12-16OG	1.3/16 " X12	1.3/16 " X12	1.5/16 " X12	41	41	60	36	41	675	31. 5
SAFFO-16OG	1.7/16 " X12	1.7/16 " X12	1.5/16 " X12	41.5	41.5	60	33	41	740	
SAFFO-16-16-20OG	1.7/16 " X12	1.7/16 " X12	1.5/8 " X12	44.5	44.5	62	41	50	905	25
SAFFO-20OG	1.11/16 " X12	1.11/16 " X12	1.5/8 " X12	44.5	44.5	62	41	50	1030	
SAFFO-24OG	2 " X12	2 " X12	1.7/8 " X12	49	49	66	50	55	1446	20

美制

SAFOF-OG

美制ORFS外螺纹O型圈平面密封/美制SAE外螺纹带O型圈重系列ISO 11926-2分支三通
ORFS MALE O-RING/SAE O-RING BOSS S-SERIES ISO 11926-2 BRANCH TEE

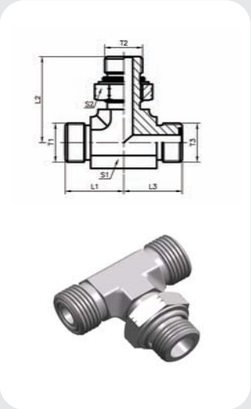

代号 PART NO.	螺纹 THREAD T1	T2	T3	尺寸 DIMENSIONS L1	L2	L3	S1	S2	重量 g	工作压力 Mpa
SAFOF-04OG	9/16 " X18	7/16 " X20	9/16 " X18	23	30.3	23	14	17	73	40
SAFOF-04-06-04OG	9/16 " X18	9/16 " X18	9/16 " X18	23	32	23	14	19	89	
SAFOF-06OG	11/16 " X16	9/16 " X18	11/16 " X16	27.5	35.5	27.5	19	19	121	
SAFOF-06-08-06OG	11/16 " X16	3/4 " X16	11/16 " X16	27	38	27	19	24	155	
SAFOF-08OG	13/16 " X16	3/4 " X16	13/16 " X16	31	40.5	28	19	24	196	
SAFOF-08-10-08OG	13/16 " X16	7/8 " X14	13/16 " X16	31	45.3	31	22	27	226	
SAFOF-08-12-08OG	13/16 " X16	1.1/16 " X12	13/16 " X16	34.5	54	34.5	27	32	310	
SAFOF-10OG	1 " X14	7/8 " X14	1 " X14	36.5	50.8	36.5	27	27	335	
SAFOF-10-12-10OG	1 " X14	1.1/16 " X12	1 " X14	36.5	52	36.5	27	32	386	
SAFOF-12OG	1.3/16 " X12	1.1/16 " X12	1.3/16 " X12	40.3	55.3	40.3	30	32	511	
SAFOF-16OG	1.7/16 " X12	1.5/16 " X12	1.7/16 " X12	44.5	59.3	44.5	36	41	772	31. 5
SAFOF-20OG	1.11/16 " X12	1.5/8 " X12	1.11/16 " X12	47.5	60.5	47.5	41	50	1063	25
SAFOF-24OG	2 " X12	1.7/8 " X12	2 " X12	53.5	68.5	53.5	50	55	1552	20

过渡接头 ADAPTER 美制 JIC,ORFS,SAE,NPT AND NPSM Thread Fitting Sannke®

E

SAFFG-OG

美制ORFS外螺纹O型圈平面密封/英管外螺纹O形圈主支三通
ORFS MALE O-RING/BSP MALE O-RING RUN TEE

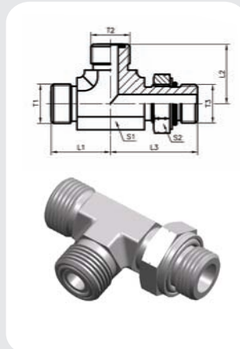

代号 PART NO.	螺纹 THREAD T1	T2	T3	尺寸 DIMENSIONS L1	L2	L3	S1	S2	重量 g	工作压力 Mpa
SAFFG-04-04-02OG	9/16 " X18	9/16 " X18	G1/8 " X28	21.5	21.5	30	14	14	65	31.5
SAFFG-04OG	9/16 " X18	9/16 " X18	G1/4 " X19	23.5	23.5	36	19	19	90	
SAFFG-06-06-04OG	11/16 " X16	11/16 " X16	G1/4 " X19	25	25	36	19	19	118	
SAFFG-06OG	11/16 " X16	11/16 " X16	G3/8 " X19	26.5	26.5	38	19	22	145	25
SAFFG-08-08-06OG	13/16 " X16	13/16 " X16	G3/8 " X19	28	28	38	19	22	160	
SAFFG-08OG	13/16 " X16	13/16 " X16	G1/2 " X14	31	31	48.5	27	27	232	
SAFFG-10-10-08OG	1 " X14	1 " X14	G1/2 " X14	33.5	33.5	48.5	27	27	312	
SAFFG-10-10-12OG	1 " X14	1 " X14	G3/4 " X14	36	36	51.5	30	36	399	16
SAFFG-12OG	1.3/16 " X12	1.3/16 " X12	G3/4 " X14	37.5	37.5	51.5	30	36	493	
SAFFG-12-12-16OG	1.3/16 " X12	1.3/16 " X12	G1 " X11	41	41	58.5	33	41	664	
SAFFG-16OG	1.7/16 " X12	1.7/16 " X12	G1 " X11	41.5	41.5	58.5	36	41	795	

注：需配挡圈请在代号后加“DQ”，如 SAFFG-12OGDQ
Note:If you interested to order the adapter with retainer ring please insert suffix “DQ” after our part NO,for example SAFFG-12OGDQ

美制

SXF

美制ORFS外螺纹O型圈平面密封四通接头
ORFS MALE O-RING/BSP MALE O-RING CROSS FITTINGS

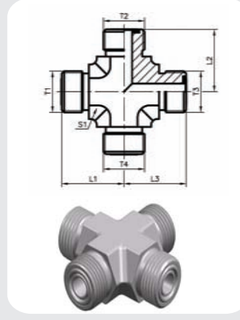

代号 PART NO.	螺纹 THREAD T1	T2	T3	T4	尺寸 DIMENSIONS L1	L2	L3	S1	重量 g	工作压力 Mpa
SXF-04	9/16 " X18	9/16 " X18	9/16 " X18	9/16 " X18	21.5	21.5	21.5	14	67	63
SXF-06	11/16 " X16	11/16 " X16	11/16 " X16	11/16 " X16	25	25	25	19	112	
SXF-08	13/16 " X16	13/16 " X16	13/16 " X16	13/16 " X16	28	28	28	19	156	
SXF-10	1 " X14	1 " X14	1 " X14	1 " X14	33.5	33.5	33.5	27	280	40
SXF-12	1.3/16 " X12	1.3/16 " X12	1.3/16 " X12	1.3/16 " X12	37.5	37.5	37.5	30	427	
SXF-16	1.7/16 " X12	1.7/16 " X12	1.7/16 " X12	1.7/16 " X12	41.5	41.5	41.5	36	645	
SXF-20	1.11/16 " X12	1.11/16 " X12	1.11/16 " X12	1.11/16 " X12	44.5	44.5	44.5	41	860	25
SXF-24	2 " X12	2 " X12	2 " X12	2 " X12	49	49	49	50	1270	

美制

SAF6FF-LN

美制ORFS外螺纹O形圈平面密封过板接头分支三通
ORFS MALE O-RING BULKHEAD BRANCH TEE

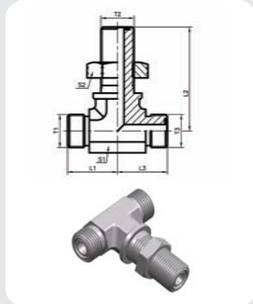

代号 PART NO.	螺纹 THREAD T1	T2	T3	尺寸 DIMENSIONS L1	L2	L3	S1	S2	重量 g	工作压力 Mpa
SAF6FF-04LN	9/16 " X18	9/16 " X18	9/16 " X18	22.5	47	22.5	14	22	108	63
SAF6FF-06LN	11/16 " X16	11/16 " X16	11/16 " X16	26	52	26	19	27	176	
SAF6FF-08LN	13/16 " X16	13/16 " X16	13/16 " X16	29	55.5	29	19	30	238	
SAF6FF-10LN	1 " X14	1 " X14	1 " X14	34.5	63	34.5	27	36	409	40
SAF6FF-12LN	1.3/16 " X12	1.3/16 " X12	1.3/16 " X12	38.5	67	38.5	30	41	583	
SAF6FF-16LN	1.7/16 " X12	1.7/16 " X12	1.7/16 " X12	42.5	71	42.5	36	46	858	
SAF6FF-20LN	1.11/16 " X12	1.11/16 " X12	1.11/16 " X12	45.5	75.5	45.5	41	50	1115	25
SAF6FF-24LN	2 " X12	2 " X12	2 " X12	49.5	79.5	49.5	48	60	1606	

E

S1N

美制布锥管外螺纹
NPT MALE

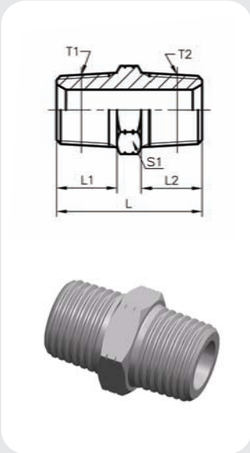

代号 PART NO.	螺纹 THREAD T1	T2		尺寸 DIMENSIONS L	L1	L2	S1		重量 (g)	工作压力 Mpa
SIN–02	NPT1/8"X27	NPT1/8"X27		27	10.5	10.5	12		15	34.5
SIN–02–04	NPT1/8"X27	NPT1/4"X18		31	10.5	15	17		27	27.5
SIN–02–06	NPT1/8"X27	NPT3/8"X18		32	10.5	16	19		40	21
SIN–04	NPT1/4"X18	NPT1/4"X18		37	15	15	17		31	27.5
SIN–04–06	NPT1/4"X18	NPT3/8"X18		37	15	16	19		42	21
SIN–04–08	NPT1/4"X18	NPT1/2"X14		41.5	15	19.5	22		70	
SIN–06	NPT3/8"X18	NPT3/8"X18		38	16	16	19		45	
SIN–06–08	NPT3/8"X18	NPT1/2"X14		43.5	16	19.5	22		75	
SIN–06–12	NPT3/8"X18	NPT3/4"X14		45.5	16	19.5	27		122	17
SIN–08	NPT1/2"X14	NPT1/2"X14		48	19.5	19.5	22		81	21
SIN–08–12	NPT1/2"X14	NPT3/4"X14		49	19.5	19.5	27		125	17
SIN–08–16	NPT1/2"X14	NPT1"X11.5		56	19.5	25.5	36		239	14
SIN–12	NPT3/4"X14	NPT3/4"X14		49.8	19.5	19.5	30		138	17
SIN–12–16	NPT3/4"X14	NPT1"X11.5		55	19.5	25.5	36		225	
SIN–12–20	NPT3/4"X14	NPT1.1/4"X11.5		59	19.5	26.5	46		408	8
SIN–16	NPT1"X11.5	NPT1"X11.5		59.5	25.5	25.5	36		222	8
SIN–16–20	NPT1"X11.5	NPT1.1/4"X11.5		64	25.5	26.5	46		400	8
SIN–16–24	NPT1"X11.5	NPT1.1/2"X11.5		68	25.5	27.5	50		556	7
SIN–20	NPT1.1/4"X11.5	NPT1.1/4"X11.5		63	26.5	26.5	46		376	8
SIN–20–24	NPT1.1/4"X11.5	NPT1.1/2"X11.5		69	26.5	27.5	50		544	7
SIN–24	NPT1.1/2"X11.5	NPT1.1/2"X11.5		66.5	26.5	26.5	50		592	
SIN–24–32	NPT1.1/2"X11.5	NPT2"X11.5		72	26.5	27.5	65		925	7
SIN–32	NPT2"X11.5	NPT2"X11.5		71.5	27.5	27.5	65		735	–

美制

S1N9

90° 弯美制布锥管外螺纹
90° ELBOW NPT MALE

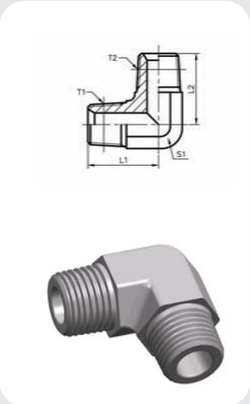

代号 PART NO.	螺纹 THREAD T1	T2	尺寸 DIMENSIONS L1	L2	S1	重量 g	工作压力 Mpa
S1N9–02	NPT1/8 " X27	NPT1/8 " X27	21	21	11	21	34.5
S1N9–02–04	NPT1/8 " X27	NPT1/4 " X18	23.5	25.5	14	31	27.5
S1N9–04	NPT1/4 " X18	NPT1/4 " X18	25.5	25.5	14	39	
S1N9–04–06	NPT1/4 " X18	NPT3/8 " X18	28	31	19	58	21
S1N9–04–08	NPT1/4 " X18	NPT1/2 " X14	30.5	36.7	22	86	
S1N9–06	NPT3/8 " X18	NPT3/8 " X18	31	31	19	75	
S1N9–06–08	NPT3/8 " X18	NPT1/2 " X14	33.8	36.7	22	106	
S1N9–08	NPT1/2 " X14	NPT1/2 " X14	37.3	36.7	22	130	
S1N9–08–12	NPT1/2 " X14	NPT3/4 " X14	40	44	27	184	17
S1N9–12	NPT3/4 " X14	NPT3/4 " X14	44	44	27	228	
S1N9–12–16	NPT3/4 " X14	NPT1 " X11.5	46.5	50	33	311	14
S1N9–16	NPT1 " X11.5	NPT1 " X11.5	50	50	33	382	
S1N9–20	NPT1.1/4 " X11.5	NPT1.1/4 " X11.5	54	54	41	650	8
S1N9–24	NPT1.1/2 " X11.5	NPT1.1/2 " X11.5	63	63	48	948	7
S1N9–32	NPT2 " X11.5	NPT2 " X11.5	68	68	63	1335	5

过渡接头 ADAPTER 美制 JIC,ORFS,SAE,NPT AND NPSM Thread Fitting Sannke®

E

SAN

美制布锥管三通
NPT MALE TEE

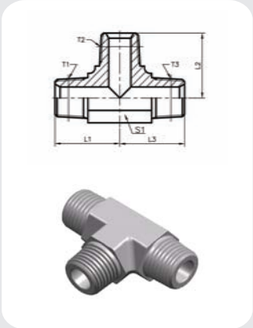

代号 PART NO.	螺纹 THREAD T1	T2	T3	尺寸 DIMENSIONS L1	L2	L3	S1	重量 g	工作压力 Mpa
SAN–02	NPT1/8 " X27	NPT1/8 " X27	NPT1/8 " X27	21	21	21	11	29	34.5
SAN–04	NPT1/4 " X18	NPT1/4 " X18	NPT1/4 " X18	25.5	25.5	25.5	14	53	27.5
SAN–06	NPT3/8 " X18	NPT3/8 " X18	NPT3/8 " X18	31	31	31	19	101	21
SAN–08	NPT1/2 " X14	NPT1/2 " X14	NPT1/2 " X14	36.7	36.7	36.7	22	174	
SAN–12	NPT3/4 " X14	NPT3/4 " X14	NPT3/4 " X14	44	44	44	27	309	17
SAN–16	NPT1 " X11.5	NPT1 " X11.5	NPT1 " X11.5	50	50	50	33	517	14
SAN–20	NPT1.1/4 " X11.5	NPT1.1/4 " X11.5	NPT1.1/4 " X11.5	54	54	54	41	887	8
SAN–24	NPT1.1/2 " X11.5	NPT1.1/2 " X11.5	NPT1.1/2 " X11.5	63	63	63	48	1210	7

美制

S4N

美制布锥管外螺纹堵头
NPT MALE PLUG

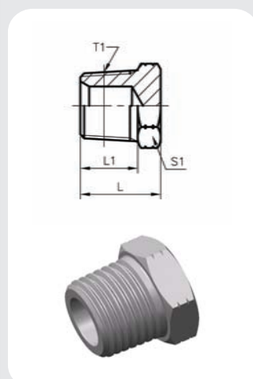

代号 PART NO.	螺纹 THREAD T1	尺寸 DIMENSIONS L	L1	S1	重量 g	工作压力 Mpa
S4N–02	NPT1/8 " X27	16	10.5	12	10	34.5
S4N–04	NPT1/4 " X18	20	14.5	17	20	27.5
S4N–06	NPT3/8 " X18	21	14.5	19	30	21
S4N–08	NPT1/2 " X14	27	19.5	22	56	
S4N–12	NPT3/4 " X14	29.5	19.5	27	95	17
S4N–16	NPT1 " X11.5	36.5	24.5	36	185	14
S4N–20	NPT1.1/4 " X11.5	38.5	25.5	46	315	8
S4N–24	NPT1.1/2 " X11.5	43	26.5	50	444	7
S4N–32	NPT2 " X11.5	43.5	27.5	65	686	–

E

S5N

美制布锥管螺纹/布锥管内螺纹
NPT MALE/NPT FEMALE

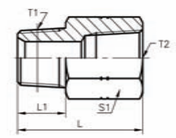

代号 PART NO.	螺纹 THREAD T1	螺纹 THREAD T2	尺寸 DIMENSIONS L	尺寸 DIMENSIONS L1	尺寸 DIMENSIONS S1	重量 g	工作压力 Mpa
S5N-02	NPT1/8"X27	NPT1/8"X27	26.4	10.5	17	25	34.5
S5N-04-02	NPT1/4"X18	NPT1/8"X27	22	15	17	36	27.5
S5N-04	NPT1/4"X18	NPT1/4"X18	35.3	15	19	38	
S5N-04-06	NPT1/4"X18	NPT3/8"X18	37	15	24	58	21
S5N-06-04	NPT3/8"X18	NPT1/4"X18	22	16	19	28	
S5N-06	NPT3/8"X18	NPT3/8"X18	37	16	24	63	
S5N-06-08	NPT3/8"X18	NPT1/2"X14	43	16	30	112	
S5N-08-06	NPT1/2"X14	NPT3/8"X18	28.5	19.5	24	54	
S5N-08	NPT1/2"X14	NPT1/2"X14	47.5	19.5	30	124	
S5N-08-12	NPT1/2"X14	NPT3/4"X14	49	19.5	36	160	17
S5N-12-08	NPT3/4"X14	NPT1/2"X14	30	19.5	27	72	
S5N-12	NPT3/4"X14	NPT3/4"X14	49	25.5	36	165	
S5N-16-12	NPT1"X11.5	NPT3/4"X14	34.5	25	36	139	14
S5N-16	NPT1"X11.5	NPT1"X11.5	60.5	25	41	269	
S5N-16-20	NPT1"X11.5	NPT1.1/4"X11.5	62.5	25.5	50	351	8
S5N-20-16	NPT1.1/4"X11.5	NPT1"X11.5	37.5	25.5	46	236	
S5N-20	NPT1.1/4"X11.5	NPT1.1/4"X11.5	63.5	25.5	50	396	
S5N-20-24	NPT1.1/4"X11.5	NPT1.1/2"X11.5	63.5	25.5	60	559	
S5N 24 20	NPT1.1/2"X11.5	NPT1.1/4"X11.5	40	26 5	50	311	
S5N-24	NPT1.1/2"X11.5	NPT1.1/2"X11.5	64.5	26.5	65	727	
S5N-24-32	NPT1.1/2"X11.5	NPT2"X11.5	67	26.5	70	673	
S5N-32-24	NPT2"X11.5	NPT1.1/2"X11.5	44.5	27.5	65	605	5
S5N-32	NPT2"X11.5	NPT2"X11.5	67.6	27.5	70	728	

美制

S5N9

90° 弯美制布锥管外螺纹/布锥管内螺纹
90° ELBOW NPT MALE/NPT FEMALE

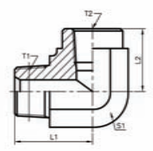

代号 PART NO.	螺纹 THREAD T1	螺纹 THREAD T2	尺寸 DIMENSIONS L1	尺寸 DIMENSIONS L2	尺寸 DIMENSIONS S1	重量 g	工作压力 Mpa
S5N9-02	NPT1/8 " X27	NPT1/8 " X27	19.8	17.8	14	25	34.5
S5N9-04	NPT1/4 " X18	NPT1/4 " X18	28	22.4	19	40	27.5
S5N9-04-06	NPT1/4 " X18	NPT3/8 " X18	31	25	22	60	
S5N9-06	NPT3/8 " X18	NPT3/8 " X18	33.5	25	22	74	21
S5N9-08	NPT1/2 " X14	NPT1/2 " X14	41.2	31.2	27	138	
S5N9-12-08	NPT3/4 " X14	NPT1/2 " X14	45	31.2	27	176	17
S5N9-12	NPT3/4 " X14	NPT3/4 " X14	45.2	34.5	33	174	
S5N9-16	NPT1 " X11.5	NPT1 " X11.5	54.5	41.1	41	310	14
S5N9-20	NPT1.1/4 " X11.5	NPT1.1/4 " X11.5	63	43.2	48	458	8
S5N9-24	NPT1.1/2 " X11.5	NPT1.1/2 " X11.5	71.5	52.8	63	935	7
S5N9-32	NPT2 " X11.5	NPT2 " X11.5	73.5	62	70	840	5

E

S7N

美制布锥管内螺纹
NPT FEMALE

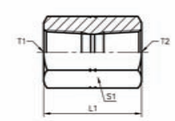

代号 PART NO.	螺纹 THREAD T1	螺纹 THREAD T2	尺寸 DIMENSIONS L1	尺寸 DIMENSIONS S1	重量 g	工作压力 Mpa
S7N-02	NPT1/8 " X27	NPT1/8 " X27	19	17	28	34.5
S7N-02-04	NPT1/8 " X27	NPT1/4 " X18	27	19	38	27.5
S7N-02-06	NPT1/8 " X27	NPT3/8 " X18	30	22	55	
S7N-04	NPT1/4 " X18	NPT1/4 " X18	29	19	33	
S7N-04-06	NPT1/4 " X18	NPT3/8 " X18	31	22	49	21
S7N-04-08	NPT1/4 " X18	NPT1/2 " X14	35	30	129	
S7N-06	NPT3/8 " X18	NPT3/8 " X18	29	22	37	
S7N-06-08	NPT3/8 " X18	NPT1/2 " X14	38	30	128	17
S7N-06-12	NPT3/8 " X18	NPT3/4 " X14	40	36	201	
S7N-08	NPT1/2 " X14	NPT1/2 " X14	38	30	110	21
S7N-08-12	NPT1/2 " X14	NPT3/4 " X14	43	36	197	17
S7N-12	NPT3/4 " X14	NPT3/4 " X14	39	36	148	
S7N-12-16	NPT3/4 " X14	NPT1 " X11.5	45.5	41	227	14
S7N-16	NPT1 " X11.5	NPT1 " X11.5	48	41	183	
S7N-20	NPT1.1/4 " X11.5	NPT1.1/4 " X11.5	49	50	239	8
S7N-24	NPT1.1/2 " X11.5	NPT1.1/2 " X11.5	49	60	409	7
S7N-32	NPT2 " X11.5	NPT2 " X11.5	50	70	422	–

美制

S7N9

90° 弯美制布锥管内螺纹
90° NPT FEMALE

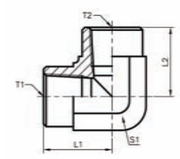

代号 PART NO.	螺纹 THREAD T1	螺纹 THREAD T2	尺寸 DIMENSIONS L1	尺寸 DIMENSIONS L2	尺寸 DIMENSIONS S1	重量 g	工作压力 Mpa
S7N9-02	NPT1/8 " X27	NPT1/8 " X27	20	20	16	38	34.5
S7N9-04	NPT1/4 " X18	NPT1/4 " X18	22.5	22.5	19	51	
S7N9-06	NPT3/8 " X18	NPT3/8 " X18	26	26	24	96	21
S7N9-08	NPT1/2 " X14	NPT1/2 " X14	31	31	27	114	
S7N9-12	NPT3/4 " X14	NPT3/4 " X14	34	34	33	173	17
S7N9-16	NPT1 " X11.5	NPT1 " X11.5	42	42	41	320	14
S7N9-20	NPT1.1/4 " X11.5	NPT1.1/4 " X11.5	48	48	50	469	8
S7N9-24	NPT1.1/2 " X11.5	NPT1.1/2 " X11.5	53	53	60	885	7
S7N9-32	NPT2 " X11.5	NPT2 " X11.5	62	62	70	1048	–

E

SGN

美制布锥管内螺纹三通
NPT FEMALE TEE

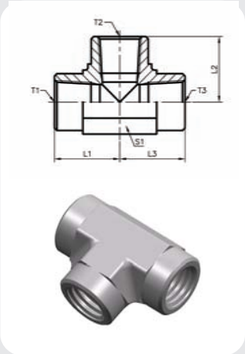

代号 PART NO.	螺纹 THREAD T1	T2	T3	尺寸 DIMENSIONS L1	L2	L3	S1	重量 g	工作压力 Mpa
SGN-02	NPT1/8 " X27	NPT1/8 " X27	NPT1/8 " X27	20	20	20		48	34.5
SGN-04	NPT1/4 " X18	NPT1/4 " X18	NPT1/4 " X18	22.5	22.5	22.5		61	21
SGN-06	NPT3/8 " X18	NPT3/8 " X18	NPT3/8 " X18	26	26	26		112	
SGN-08	NPT1/2 " X14	NPT1/2 " X14	NPT1/2 " X14	31	31	31		133	
SGN-12	NPT3/4 " X14	NPT3/4 " X14	NPT3/4 " X14	34	34	34		194	17
SGN-16	NPT1 " X11.5	NPT1 " X11.5	NPT1 " X11.5	42	42	42		365	14
SGN-20	NPT1.1/4 " X11.5	NPT1.1/4 " X11.5	NPT1.1/4 " X11.5	48	48	48		530	8
SGN-24	NPT1.1/2 " X11.5	NPT1.1/2 " X11.5	NPT1.1/2 " X11.5	53	53	53		1027	7
SGN-32	NPT2 " X11.5	NPT2 " X11.5	NPT2 " X11.5	62	62	62		1202	–

美制

S2NU

布锥管外螺纹/美制NPSM内螺纹60° 外锥
NPTF MALE/NPSM FEMALE 60° CONE

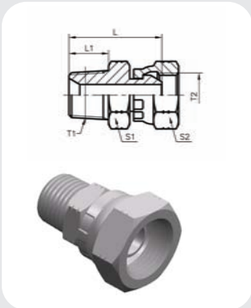

代号 PART NO.	螺纹 THREAD T1	T2		尺寸 DIMENSIONS L1	L		S1	S2	重量 (g)	工作压力 Mpa
S2NU-04	NPTF1/4 " X18	1/4 " X18		14.5	31.8		17	22	44	21
S2NU-06	NPTF3/8 " X18	3/8 " X18		14.5	33.3		22	22	44	21
S2NU-08	NPTF1/2 " X14	1/2 " X14		19.5	41.1		27	27	75	
S2NU-12	NPTF3/4 " X14	3/4 " X14		19.5	42.9		32	32	115	17
S2NU-16	NPTF1 " X11.5	1 " X11.5		24.5	50.8		41	41	195	14
S2NU-20	NPTF1.1/4 " X11.5	1.1/4 " X11.5		25	53.1		50	50	305	8
S2NU-24	NPTF1.1/2 " X11.5	1.1/2 " X11.5		26	55.6		55	55	395	7

S2NU9

90° 弯布锥管外螺纹/美制NPSM内螺纹60° 外锥
90° ELBOW NPTF MALE/NPSM FEMALE 60° CONE

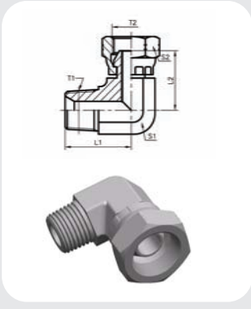

代号 PART NO.	螺纹 THREAD T1	T2		尺寸 DIMENSIONS L1	L2		S1	S2	重量 (g)	工作压力 Mpa
S2NU9-04	NPTF1/4 " X18	1/4 " X18		27.7	22.4		14	19	40	27.5
S2NU9-06	NPTF3/8 " X18	3/8 " X18		31	25.1		19	22	69	21
S2NU9-08	NPTF1/2 " X14	1/2 " X14		37.4	28.2		22	27	115	
S2NU9-12	NPTF3/4 " X14	3/4 " X14		40.4	33		27	32	190	17
S2NU9-16	NPTF1 " X11.5	1 " X11.5		50	39.1		33	41	341	14
S2NU9-20	NPTF1.1/4 " X11.5	1.1/4 " X11.5		60.5	44		41	50	631	8
S2NU9-24	NPTF1.1/2 " X11.5	1.1/2 " X11.5		67	48		48	55	866	7

E

S4O

美制SAE外螺纹带O形圈堵头轻系列ISO 11926-3
SAE O-RING BOSS PLUG L-SERIES ISO 11926-3

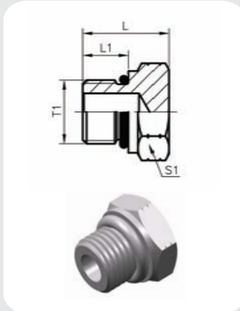

代号 PART NO.	螺纹 THREAD T1	尺寸 DIMENSIONS L1	L	S1	重量 g	工作压力 Mpa
S4O-04	7/16 " X20	9.14	17	14	16	31.5
S4O-05	1/2 " X20	9.14	17	17	23	
S4O-06	9/16 " X18	9.93	18.5	17	26	
S4O-08	3/4 " X16	11.13	20.5	22	50	
S4O-10	7/8 " X14	12.7	23.6	27	81	25
S4O-12	1.1/16 " X12	15.1	27.7	32	135	
S4O-14	1.3/16 " X12	15.1	27.7	36	165	20
S4O-16	1.5/16 " X12	15.1	28.5	41	198	
S4O-20	1.5/8 " X12	15.1	30.5	50	357	16
S4O-24	1.7/8 " X12	15.1	30	55	423	
S4O-32	2.1/2 " X12	15.1	36.3	70	910	12.5

美制

S1FLW S1FSW

S1FLW-ZH S1FSW-ZH

轻/重系列法兰ISO 6162焊接管
L/S-SERIES FLANGE ISO 6162 BUTT-WELD TUBE

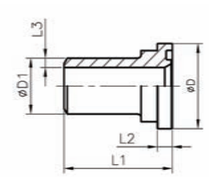

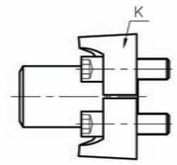

代 号 PART NO.	法兰型号 FLANGE SIZE	尺寸 DIMENSIONS D1	L1	L2	L3	D	K		螺栓 BOLT		工作压力 Mpa
3000PSI											
S1FLW-08-20X3.0	1/2 "	20	30	6.73	3.0	30.1	FL-08		M8X25		34.5
S1FLW-08-21.3X2.6	1/2 "	21.3	30	6.73	2.6	30.1	FL-08		M8X25		
S1FLW-08-22X2.0	1/2 "	22	30	6.73	2.0	30.1	FL-08		M8X25		
S1FLW-12-22X2.0	3/4 "	22	35	6.73	2.0	38.1	FL-12		M10X30		
S1FLW-12-25X3.0	3/4 "	25	35	6.73	3.0	38.1	FL-12		M10X30		
S1FLW-12-26.9X3.6	3/4 "	26.9	35	6.73	3.6	38.1	FL-12		M10X30		
S1FLW-16-30X4.0	1 "	30	40	8	4.0	44.4	FL-16		M10X30		
S1FLW-16-33.7X3.2	1 "	33.7	40	8	3.2	44.4	FL-16		M10X30		
S1FLW-16-35X4.0	1 "	35	40	8	4.0	44.4	FL-16		M10X30		
S1FLW-20-38X4.0	1.1/4 "	38	45	8	4.0	50.8	FL-20		M10X35		27.6
S1FLW-20-42X3.0	1.1/4 "	42	45	8	3.0	50.8	FL-20		M10X35		
S1FLW-20-42.3X3.2	1.1/4 "	42.3	45	8	3.2	50.8	FL-20		M10X35		
S1FLW-24-38X4.0	1.1/2 "	38	50	8	4.0	60.3	FL-24		M12X35		20.7
S1FLW-24-42X3.0	1.1/2 "	42	50	8	3.0	60.3	FL-24		M12X35		
S1FLW-24-48.3X4.5	1.1/2 "	48.3	50	8	4.5	60.3	FL-24		M12X35		
S1FLW-32-42.3X3.2	2 "	42.3	60	9.53	3.2	71	FL-32		M12X35		
S1FLW-32-48.3X3.2	2 "	48.3	60	9.53	3.2	71	FL-32		M12X35		
S1FLW-32-60.3X5.6	2 "	60.3	60	9.53	5.6	71	FL-32		M12X35		
S1FLW-48-76.1X3.6	3 "	76.1	70	9.53	3.6	101.6	FL-48		M16X45		13.8
S1FLW-48-76.1X7.1	3 "	76.1	70	9.53	7.1	101.6	FL-48		M16X45		
S1FLW-48-88.9X3.6	3 "	88.9	70	9.53	3.6	101.6	FL-48		M16X45		
S1FLW-56-76.1X3.6	3.1/2 "	76.1	80	11.23	3.6	114.3	FL-56		M16X50		3.4
S1FLW-56-88.9X3.6	3.1/2 "	88.9	80	11.23	3.6	114.3	FL-56		M16X50		
6000PSI											
S1FSW-08-16X2.5	1/2 "	16	40	7.75	2.5	31.7	FS-08		M8X30		41.4
S1FSW-08-20X3.0	1/2 "	20	40	7.75	3.0	31.7	FS-08		M8X30		
S1FSW-08-21.3X4.5	1/2 "	21.3	40	7.75	4.5	31.7	FS-08		M8X30		
S1FSW-12-20X3.0	3/4 "	20	45	8.76	3.0	41.3	FS-12		M10X35		
S1FSW-12-26X4.0	3/4 "	26	45	8.76	4.0	41.3	FS-12		M10X35		
S1FSW-12-26.9X5.6	3/4 "	26.9	45	8.76	5.6	41.3	FS-12		M10X35		
S1FSW-16-25X4.0	1 "	25	50	9.53	4.0	47.6	FS-16		M12X45		
S1FSW-16-30X4.0	1 "	30	50	9.53	4.0	47.6	FS-16		M12X45		
S1FSW-16-33.7X7.1	1 "	33.7	50	9.53	7.1	47.6	FS-16		M12X45		
S1FSW-20-30X4.0	1.1/4 "	30	55	10.29	4.0	54	FS-20		M14X50		
S1FSW-20-38X5.0	1.1/4 "	38	55	10.29	5.0	54	FS-20		M14X50		
S1FSW-20-42.4X8.8	1.1/4 "	42.4	55	10.29	8.8	54	FS-20		M14X50		
S1FSW-24-38X5.0	1.1/2 "	38	60	12.57	5.0	63.5	FS-24		M16X55		
S1FSW-24-48.3X8.0	1.1/2 "	48.3	60	12.57	8.0	63.5	FS-24		M16X55		
S1FSW-24-48.3X8.8	1.1/2 "	48.3	60	12.57	8.8	63.5	FS-24		M16X55		
S1FSW-32-60.3X10.0	2 "	60.3	70	12.57	10.0	79.4	FS-32		M20X70		
S1FSW-32-60.3X12.5	2 "	60.3	70	12.57	12.5	79.4	FS-32		M20X70		

E

焊接法兰

过渡接头 ADAPTER 焊接法兰 Weld Flange Fitting Sannke®

S1FLW-PM S1FSW-PM

S1FLW-PM/ZH S1FSW-PM/ZH

轻/重系列法兰ISO 6162焊接管
L/S-SERIES FLANGE ISO 6162 BUTT-WELD TUBE

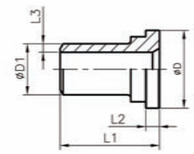

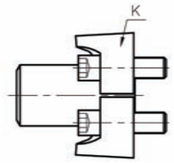

代 号 PART NO.	法兰型号 FLANGE SIZE	尺寸 DIMENSIONS D1	L1	L2	L3	D	K		螺栓 BOLT		工作压力 Mpa
3000PSI											
S1FLW-08-20X3.0PM		20	30	6.73	3.0	30.1	FL-08		M8X25		34.5
S1FLW-08-21.3X2.6PM		21.3	30	6.73	2.6	30.1	FL-08		M8X25		
S1FLW-08-22X2.0PM		22	30	6.73	2.0	30.1	FL-08		M8X25		
S1FLW-12-22X2.0PM		22	35	6.73	2.0	38.1	FL-12		M10X30		
S1FLW-12-25X3.0PM		25	35	6.73	3.0	38.1	FL-12		M10X30		
S1FLW-12-26.9X3.6PM		26.9	35	6.73	3.6	38.1	FL-12		M10X30		
S1FLW-16-30X4.0PM		30	40	8	4.0	44.4	FL-16		M10X30		
S1FLW-16-33.7X3.2PM		33.7	40	8	3.2	44.4	FL-16		M10X30		
S1FLW-16-35X4.0PM		35	40	8	4.0	44.4	FL-16		M10X30		
S1FLW-20-38X4.0PM		38	45	8	4.0	50.8	FL-20		M10X35		27.6
S1FLW-20-42X3.0PM		42	45	8	3.0	50.8	FL-20		M10X35		
S1FLW-20-42.3X3.2PM		42.3	45	8	3.2	50.8	FL-20		M10X35		
S1FLW-24-38X4.0PM		38	50	8	4.0	60.3	FL-24		M12X35		20.7
S1FLW-24-42X3.0PM		42	50	8	3.0	60.3	FL-24		M12X35		
S1FLW-24-48.3X4.5PM		48.3	50	8	4.5	60.3	FL-24		M12X35		
S1FLW-32-42.3X3.2PM		42.3	60	9.53	3.2	71	FL-32		M12X35		
S1FLW-32-48.3X3.2PM		48.3	60	9.53	3.2	71	FL-32		M12X35		
S1FLW-32-60.3X5.6PM		60.3	60	9.53	5.6	71	FL-32		M12X35		
S1FLW-48-76.1X3.6PM		76.1	70	9.53	3.6	101.6	FL-48		M16X45		13.8
S1FLW-48-76.1X7.1PM		76.1	71	9.53	7.1	101.6	FL-48		M16X45		
S1FLW-48-88.9X3.6PM		88.9	72	9.53	3.6	101.6	FL-48		M16X45		
S1FLW-56-76.1X3.6PM		76.1	80	11.23	3.6	114.3	FL-56		M16X50		3.4
S1FLW-56-88.9X3.6PM		88.9	81	11.23	3.6	114.3	FL-56		M16X50		
6000PSI											
S1FSW-08-16X2.5PM		16	40	7.75	2.5	31.7	FS-08		M8X30		41.4
S1FSW-08-20X3.0PM		20	40	7.75	3.0	31.7	FS-08		M8X30		
S1FSW-08-21.3X4.5PM		21.3	40	7.75	4.5	31.7	FS-08		M8X30		
S1FSW-12-20X3.0PM		20	45	8.76	3.0	41.3	FS-12		M10X35		
S1FSW-12-26X4.0PM		26	45	8.76	4.0	41.3	FS-12		M10X35		
S1FSW-12-26.9X5.6PM		26.9	45	8.76	5.6	41.3	FS-12		M10X35		
S1FSW-16-25X4.0PM		25	50	9.53	4.0	47.6	FS-16		M12X45		
S1FSW-16-30X4.0PM		30	50	9.53	4.0	47.6	FS-16		M12X45		
S1FSW-16-33.7X7.1PM		33.7	50	9.53	7.1	47.6	FS-16		M12X45		
S1FSW-20-30X4.0PM		30	55	10.29	4.0	54	FS-20		M14X50		
S1FSW-20-38X5.0PM		38	55	10.29	5.0	54	FS-20		M14X50		
S1FSW-20-42.4X8.8PM		42.4	55	10.29	8.8	54	FS-20		M14X50		
S1FSW-24-38X5.0PM		38	60	12.57	5.0	63.5	FS-24		M16X55		
S1FSW-24-48.3X8.0PM		48.3	60	12.57	8.0	63.5	FS-24		M16X55		
S1FSW-24-48.3X8.8PM		48.3	60	12.57	8.8	63.5	FS-24		M16X55		
S1FSW-32-60.3X10.0PM		60.3	70	12.57	10.0	79.4	FS-32		M20X70		
S1FSW-32-60.3X12.5PM		60.3	70	12.57	12.5	79.4	FS-32		M20X70		

E

焊接法兰

E

S1FLW9-W
S1FSW9-W

90° 弯SAE法兰/焊接管
90° ELBOW SAE FLANGE/WELD TUDE

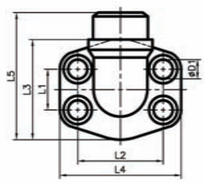

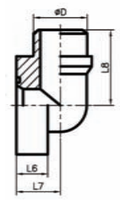



代 号 PART NO.	法兰型号 FLANGE SIZE	尺寸 DIMENSIONS L1	L2	L3	L4	L5	L6	L7	L8	D1	D	工作压力 Mpa
3000PSI												
S1FLW9-08-20W	1/2 "	17.5	38.1	46	54	60	16	20	37	9	20	25
S1FLW9-08-22W	1/2 "	17.5	38.1	46	54	60	16	20	37	9	22	16
S1FLW9-08-25W	1/2 "	17.5	38.1	46	54	60	16	20	37	9	25	25
S1FLW9-08-28W	1/2 "	17.5	38.1	46	54	60	16	20	37	9	28	16
S1FLW9-12-25W	3/4 "	22.2	47.6	50	65	63	19	24	38	11	25	25
S1FLW9-12-28W	3/4 "	22.2	47.6	50	65	63	19	24	38	11	28	16
S1FLW9-12-30W	3/4 "	22.2	47.6	50	65	63	19	24	38	11	30	25
S1FLW9-12-35W	3/4 "	22.2	47.6	50	65	63	19	24	38	11	35	16
S1FLW9-16-30W	1 "	26.2	52.4	55	70	70	19	28	43	11	30	25
S1FLW9-16-35W	1 "	26.2	52.4	55	70	70	19	28	43	11	35	16
S1FLW9-16-38W	1 "	26.2	52.4	55	70	70	19	28	43	11	38	25
S1FLW9-16-42W	1 "	26.2	52.4	55	70	70	19	28	43	11	42	16
S1FLW9-20-38W	1.1/4 "	30.2	58.7	68	79	85	22	34	51	11	38	25
S1FLW9-20-42W	1.1/4 "	30.2	58.7	68	79	85	22	34	51	11	42	16
S1FLW9-20-49W	1.1/4 "	30.2	58.7	68	79	85	22	34	51	11	49	
S1FLW9-24-38W	1.1/2 "	35.7	69.9	78	93	95	25	38	55	13.5	38	21
S1FLW9-24-42W	1.1/2 "	35.7	69.9	78	93	95	25	38	55	13.5	42	16
S1FLW9-24-49W	1.1/2 "	35.7	69.9	78	93	95	25	38	55	13.5	49	
6000PSI												
S1FSW9-08-20W	1/2 "	18.2	40.5	46	54	60	16	20	37	9	20	31.5
S1FSW9-08-25W	1/2 "	18.2	40.5	46	71	60	16	20	37	9	25	
S1FSW9-12-25W	3/4 "	23.8	50.8	55	71.3	70	18	28	43	11	25	
S1FSW9-12-30W	3/4 "	23.8	50.8	55	71.3	70	18	28	43	11	30	
S1FSW9-16-30W	1 "	27.8	57.2	65	81	85	22	34	51	13	30	
S1FSW9-16-38W	1 "	27.8	57.2	65	81	85	22	34	51	13	38	
S1FSW9-20-38W	1.1/4 "	31.8	66.6	78	95.2	95	25	38	56	15	38	
S1FSW9-20-49W	1.1/4 "	31.8	66.6	78	95.2	95	25	38	56	15	49	
S1FSW9-24-38W	1.1/2 "	36.5	79.3	94	112	110	25	42	65	17	38	
S1FSW9-24-49W	1.1/2 "	36.5	79.3	94	112	110	25	42	65	17	49	
S1FSW9-24-61W	1.1/2 "	36.5	79.3	94	112	110	25	42	65	17	61	

焊接法兰

过渡接头 ADAPTER 焊接法兰 Weld Flange Fitting Sannke®

E

5FLW9-W

90° 弯承插焊法兰接头
90° ELBOW SOCKET WELD FLANGE

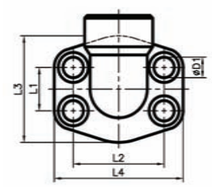

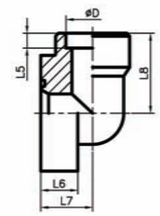

代 号 PART NO.	法兰型号 FLANGE SIZE	管子外径 D TUDE O.D.	尺寸 DIMENSIONS L1	L2	L3	L4	L5	L6	L7	L8	D1		螺栓 BOLT		工作压力 Mpa
3000PSI															
S5FLW9-08-18W	1/2 "	18	17.5	38.1	46	54	10	16	18	37	9		M8X30		34.5
S5FLW9-08-20W	1/2 "	20	17.5	38.1	46	54	10	16	18	37	9		M8X30		
S5FLW9-12-20W	3/4 "	20	22.2	47.6	52	65	10	19	22	38	11		M10X35		
S5FLW9-12-22W	3/4 "	22	22.2	47.6	52	65	10	19	22	38	11		M10X35		
S5FLW9-12-25W	3/4 "	25	22.2	47.6	52	65	10	19	22	38	11		M10X35		
S5FLW9-16-25W	1 "	25	26.2	52.4	59	70	12	19	28	43	11		M10X35		
S5FLW9-16-28W	1 "	28	26.2	52.4	59	70	12	19	28	43	11		M10X35		
S5FLW9-16-30W	1 "	30	26.2	52.4	59	70	12	19	28	43	11		M10X35		
S5FLW9-16-32W	1 "	32	26.2	52.4	59	70	12	19	28	43	11		M10X35		
S5FLW9-20-32W	1.1/4 "	32	30.2	58.7	73	79	14	22	30	51	11		M10X40		27.6
S5FLW9-20-35W	1.1/4 "	35	30.2	58.7	73	79	14	22	30	51	11		M10X40		
S5FLW9-20-38W	1.1/4 "	38	30.2	58.7	73	79	14	22	30	51	11		M10X40		
S5FLW9-20-42W	1.1/4 "	42	30.2	58.7	73	79	14	22	30	51	11		M10X40		
S5FLW9-24-42W	1.1/2 "	42	35.7	69.9	83	94	16	25	36	56	13.5		M12X45		20.7
S5FLW9-24-45W	1.1/2 "	45	35.7	69.9	83	94	16	25	36	56	13.5		M12X45		
S5FLW9-24-48W	1.1/2 "	48	35.7	69.9	83	94	16	25	36	56	13.5		M12X45		
S5FLW9-24-50W	1.1/2 "	50	35.7	69.9	83	94	16	25	36	56	13.5		M12X45		
S5FLW9-32-50W	2 "	50	42.9	77.8	97	102	18	25	44	65	13.5		M12X45		
S5FLW9-32-55W	2 "	55	42.9	77.8	97	102	18	25	44	65	13.5		M12X45		
S5FLW9-32-60W	2 "	60	42.9	77.8	97	102	18	25	44	65	13.5		M12X45		

焊接法兰

SFL

SAE对开法兰夹3000PSI
SAE SPLIT FLANGE CLAMPS 3000PSI
ISO 6162-1—SAE J518

A 类

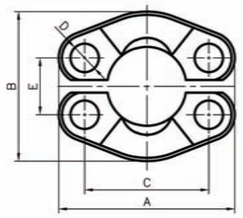

代号 PART NO.	法兰型号 FLANGE SIZE	尺寸 DIMENSIONS A	B	C	E	可配螺栓 BOLT		工作压力 Mpa
SFL-08	1/2 "	54	46	38.1	17.48	M8X25		34.5
SFL-08UN	1/2 "	54	46	38.1	17.48	5/16 " -18X1.1/4 "		
SFL-12	3/4 "	65	52	47.63	22.23	M10X30		
SFL-12UN	3/4 "	65	52	47.63	22.23	3/8 " -16X1.1/4 "		
SFL-16	1 "	70	59	52.37	26.19	M10X30		
SFL-16UN	1 "	70	59	52.37	26.19	3/8 " -16X1.1/4 "		
SFL-20	1.1/4 "	79	73	58.72	30.18	M10X30		27.6
SFL-20UN	1.1/4 "	79	73	58.72	30.18	7/16 " -14X1.1/2 "		
SFL-24	1.1/2 "	94	83	69.85	35.71	M12X35		20.7
SFL-24UN	1.1/2 "	94	83	69.85	35.71	1/2 " -13X1.1/2 "		
SFL-32	2 "	102	97	77.77	42.88	M12X35		
SFL-32UN	2 "	102	97	77.77	42.88	1/2 " -13X1.1/2 "		
SFL-40	2.1/2 "	114	109	88.9	50.8	M12X40		17.2
SFL-40UN	2.1/2 "	114	109	88.9	50.8	1/2 " -13X1.3/4 "		
SFL-48	3 "	135	131	106.38	61.93	M16X45		13. 8
SFL-48UN	3 "	135	131	106.38	61.93	5/8 " -11X1.3/4 "		
SFL-56	3.1/2 "	152	140	120.65	69.85	M16X50		3.4
SFL-56UN	3.1/2 "	152	140	120.65	69.85	5/8 " -11X2 "		
SFL-64	4 "	162	152	130.18	77.77	M16X50		
SFL-64UN	4 "	162	152	130.18	77.77	5/8 " -11X2 "		

注:螺栓需另订
Note: Bolt should be ordered another.

过渡接头 ADAPTER 焊接法兰 Weld Flange Fitting Sannke®

SFS

SAE对开法兰夹6000PSI
SAE SPLIT FLANGE CLAMPS 6000PSI
ISO 6162-2—SAE J518

A 类

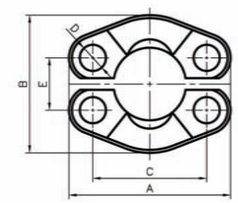

代号 PART NO.	法兰型号 FLANGE SIZE	尺寸 DIMENSIONS A	B	C	E	可配螺栓 BOLT		工作压力 Mpa
SFS-08	1/2 "	56.4	47.2	40.5	18.2	M8X30		42
SFS-08UN	1/2 "	56.4	47.2	40.5	18.2	5/16 " -18X1.1/2 "		
SFS-12	3/4 "	71.4	60	50.8	23.8	M10X35		
SFS-12UN	3/4 "	71.4	60	50.8	23.8	3/8 " -16X1.1/2 "		
SFS-16	1 "	81.2	69.6	57.2	27.8	M12X45		
SFS-16UN	1 "	81.2	69.6	57.2	27.8	7/16 " -14X1.3/4 "		
SFS-20	1.1/4 "	95.2	77.2	66.7	31.8	M12X45		
SFS-20UN	1.1/4 "	95.2	77.2	66.7	31.8	1/2 " -13X1.3/4 "		
SFS-24	1.1/2 "	112.8	954	79.4	36.6	M16X55		
SFS-24UN	1.1/2 "	112.8	95	79.4	36.6	5/8 " -11X2.1/4 "		
SFS-32	2 "	133.4	113.8	96.8	44.4	M20X70		
SFS-32UN	2 "	133.4	113.8	96.8	44.4	3/4 " -10X2.3/4 "		

注:螺栓需另订
Note: Bolt should be ordered another.

E

SFL-W

SAE 整体法兰夹3000PSI
SAE WHOLE FLANGE CLAMPS 3000PSI
ISO 6162-1—SAE J518

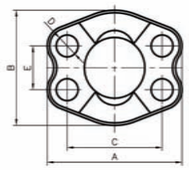

代号 PART NO.	法兰型号 FLANGE SIZE	尺寸 DIMENSIONS				可配螺栓	工作压力
		A	B	C	E	BOLT	Mpa
SFL-08W	1/2 "	54	46	38.1	17.48	M8X25	34.5
SFL-08WUN	1/2 "	54	46	38.1	17.48	5/16 " -18X1.1/4 "	
SFL-12W	3/4 "	65	52	47.63	22.23	M10X30	
SFL-12WUN	3/4 "	65	52	47.63	22.23	3/8 " -16X1.1/4 "	
SFL-16W	1 "	70	59	52.37	26.19	M10X30	
SFL-16WUN	1 "	70	59	52.37	26.19	3/8 " -16X1.1/4 "	
SFL-20W	1.1/4 "	79	73	58.72	30.18	M10X30	276
SFL-20WUN	1.1/4 "	79	73	58.72	30.18	7/16 " -14X1.1/2 "	
SFL-24W	1.1/2 "	94	83	69.85	35.71	M12X35	20.7
SFL-24WUN	1.1/2 "	94	83	69.85	35.71	1/2 " -13X1.1/2 "	
SFL-32W	2 "	102	97	77.77	42.88	M12X35	
SFL-32WUN	2 "	102	97	77.77	42.88	1/2 " -13X1.1/2 "	
SFL-40W	2.1/2 "	114	109	88.9	50.8	M12X40	17.2
SFL-40WUN	2.1/2 "	114	109	88.9	50.8	1/2 " -13X1.3/4 "	
SFL-48W	3 "	135	131	106.38	61.93	M16X45	13.8
SFL-48WUN	3 "	135	131	106.38	61.93	5/8 " -11X1.3/4 "	
SFL-56W	3.1/2 "	152	140	120.65	69.85	M16X50	3.4
SFL-56WUN	3.1/2 "	152	140	120.65	69.85	5/8 " -11X2 "	
SFL-64W	4 "	162	152	130.18	77.77	M16X50	
SFL-64WUN	4 "	162	152	130.18	77.77	5/8 " -11X2 "	

注:螺栓需另订
Note: Bolt should be ordered another.

焊接法兰

过渡接头 ADAPTER 焊接法兰 Weld Flange Fitting Sannke®

E

SFS-W

SAE 整体法兰夹6000PSI
SAE WHOLE FLANGE CLAMPS 6000PSI
ISO 6162-2—SAE J518

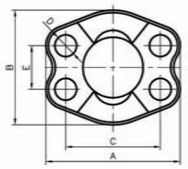

代号 PART NO.	法兰型号 FLANGE SIZE	尺寸 DIMENSIONS				可配螺栓	工作压力
		A	B	C	E	BOLT	Mpa
SFS-08W	1/2"	56.4	47.2	40.5	18.2	M8X30	42
SFS-08WUN	1/2"	56.4	47.2	40.5	18.2	5/16"-18X1.1/2"	
SFS-12W	3/4"	71.4	60	50.8	23.8	M10X35	
SFS-12WUN	3/4"	71.4	60	50.8	23.8	3/8"-16X1.1/2"	
SFS-16W	1"	81.2	69.6	57.2	27.8	M12X45	
SFS-16WUN	1"	81.2	69.6	57.2	27.8	7/16"-14X1.3/4"	
SFS-20W	1.1/4"	95.2	77.2	66.7	31.8	M12X45	
SFS-20WUN	1.1/4"	95.2	77.2	66.7	31.8	1/2"-13X1.3/4"	
SFS-24W	1.1/2"	112.8	954	79.4	36.6	M16X55	
SFS-24WUN	1.1/2"	112.8	95	79.4	36.6	5/8"-11X2.1/4"	
SFS-32W	2"	133.4	113.8	96.8	44.4	M20X70	
SFS-32WUN	2"	133.4	113.8	96.8	44.4	3/4"-10X2.3/4	

注:螺栓需另订
Note: Bolt should be ordered another.

焊接法兰

其它产品 OTHER PRODUCTS Sannke®

如果您需要更多的详细信息,请与我们联系!
Please contact us if you need more information

扫描获取三柯名片

其它产品 OTHER PRODUCTS Sannke®

卡 套
Cutting ring

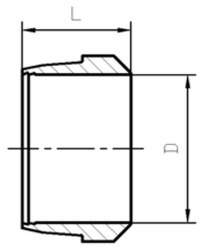

SRL
SRS

系列 SERIES	代号 RAPT NO.	管子外径 ¢O.D. D	尺寸 DIMENSIONS L	重量 克/件	最大工作压力 (bar)
L	SRL-06	06	9	1.7	315
	SRL-08	08	9	2.2	315
	SRL-10	10	9.5	3.1	315
	SRL-12	12	9.8	3.5	315
	SRL-15	15	9.5	4.5	315
	SRL-18	18	9.5	5.5	315
	SRL-22	22	10.5	7.3	160
	SRL-28	28	11.5	9.4	160
	SRL-35	35	13.5	20	160
	SRL-42	42	13.5	23	160
S	SRS-06	06	9	1.7	630
	SRS-08	08	9	3.2	630
	SRS-10	10	9.5	3.1	630
	SRS-12	12	9.8	3.5	630
	SRS-14	14	9.5	3.9	630
	SRS-16	16	9.5	5.6	400
	SRS-20	20	12.5	11.4	400
	SRS-25	25	12.5	13.3	400
	SRS-35	30	12.5	19.3	400
	SRS-38	38	13.5	22.5	315

钢丝护套
Spring guard



三柯代理：直接从给大厂做OEM代工的汗血工厂拿货（价格有绝对优势）

序号 N0.	代号 PART NO	内径 ID (mm)	钢丝线径 Steel wire Φ	可配胶管 Fit Hose
1	SP-15	15	1.5	1T04
2	SP-17	17	1.5	1T05、2T04
3	SP-19	19	1.5	1T06、2T05、4SP04
4	SP-22	22	2	2T06、R1206、1T08
5	SP-23	23	2	4SP06、2T08
6	SP-25	25	2	1T10、R1208
7	SP-26	26	2	4SP08
8	SP-27	27	2	2T10
9	SP-29	29	2	R1210、1T12、4SP10
10	SP-31	31	2	2T12
11	SP-32	32	2	R1212
12	SP-33	33	2	4SP12、4SH12、R1312、R1512
13	SP-37	37	2	1T16
14	SP-40	40	2	2T16、R1216、R1316、R1516、4SH16
15	SP-42	42	2.5	4SP16
16	SP-45	45	2.5	1T20
17	SP-47	47	2.5	4SH20
18	SP-49	49	2.5	2T20、R1220
19	SP-51	51	2.5	R1320、R1520
20	SP-52	52	2.5	1T24、4SP20
21	SP-55	55	2.5	R1224、4SH24
22	SP-56	56	2.5	2T24
23	SP-59	59	2.5	4SP24、R1324、R1524
24	SP-66	66	2.5	1T32
25	SP-69	69	2.5	2T32、R1232
26	SP-71	71	2.5	4SP32、4SH32
27	SP-74	74	2.5	R1332

注：1、图示为密绕状态,使用时需拉伸；
2、表中规定弹簧长度为300mm；
3、表中可配胶管规格仅供参考,具体需实物测量。

Note:1、There is tightness,please stretch when use.
2、The spring length is 300mm
3、The fit hose only for reference.Please measure when you use.

其它产品 OTHER PRODUCTS Sannke®

尼龙螺旋保护套
Spiral Plastic Protective Sleeve

代号 PART NO	内径 ID (mm)	适用软管外径 HOSE OD(mm)
RNL-08	Φ8	Φ8-Φ12
RNL-10	Φ10	Φ10-Φ15
RNL-12	Φ12	Φ12-Φ16
RNL-16	Φ16	Φ16-Φ24
RNL-18	Φ18	Φ18-Φ27
RNL-21	Φ21	Φ21-Φ32
RNL-25	Φ25	Φ25-Φ38
RNL-28	Φ28	Φ28-Φ42
RNL-30	Φ30	Φ30-Φ45
RNL-32	Φ32	Φ32-Φ48
RNL-35	Φ35	Φ35-Φ50
RNL-38	Φ38	Φ38-Φ55
RNL-42	Φ42	Φ42-Φ60
RNL-45	Φ45	Φ45-Φ68
RNL-50	Φ50	Φ50-Φ75
RNL-60	Φ60	Φ60-Φ90

特性：
1、颜色：黑色、黄色、红色；
2、工作环境温度：-40~125℃；
3、抗静电，高耐磨，寿命长、弯曲半径小；
4、耐空气、水、油、汽油和各种溶剂。

Description:
1.Color:Black. Yellow.Red
2.Working Temp:-40~125℃
3.Anti-statics,Good Wear Resistant,Long Working Life ,Small Bend Red ius
4.Air,Water,Oil,Gasoline and Solvent Resistant.

注：表中代号表示黑色，黄色代号后加Y，如RNL-18Y；
红色代号后加R，如RNL-30R。
Notes:The default Part NO. Iss black ,if you need yellow ,please add "Y" in the end ,E.g .RNL-18Y,red is RNL-18R.

密封件
Seal

O型圈 O-ring

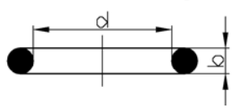

三柯代理了永华标准专用密封件（现货充足）

DIN 24° 锥轻系列O型圈密封用O型圈
For DIN 24° Cone O-ring L.T.

O型圈代号	螺纹	尺寸 DIMENSIONS		管子外径
PART NO.	THREAD	d	b	TUBE O.D.
O04.5X1.5	M12X1.5	4.5	1.5	6
O06.5X1.5	M14X1.5	6.5	1.5	8
O08.0X1.5	M16X1.5	8.0	1.5	10
O10.0X1.5	M18X1.5	10.0	1.5	12
O12.0X2.0	M22X1.5	12.0	2.0	15
O15.0X2.0	M26X1.5	15.0	2.0	18
O15.0X2.0	M27X1.5	15.0	2.0	18
O19.0X2.0	M30X2	19.0	2.0	22
O25.0X2.0	M36X2	25.0	2.0	28
O32.0X2.5	M45X2	32.0	2.5	35
O38.0X2.5	M52X2	38.0	2.5	42

ISO 6162 法兰用O型圈
For ISO 6162 Flange O-ring

O型圈代号	法兰型号	尺寸 DIMENSIONS	
PART NO.	FLANGE SIZE	d	b
O18.64X3.53	1/2"	18.64	3.53
O24.99X3.53	3/4"	24.99	3.53
O32.92X3.53	1"	32.92	3.53
O37.69X3.53	1.1/4"	37.69	3.53
O47.22X3.53	1.1/2"	47.22	3.53
O56.74X3.53	2"	56.74	3.53
O69.44X3.53	2.1/2"	69.44	3.53

DIN 24° 锥轻系列O型圈密封用O型圈
For DIN 24° Cone O-ring L.T.

O型圈代号	螺纹	尺寸 DIMENSIONS		管子外径
PART NO.	THREAD	d	b	TUBE O.D.
O04.5X1.5	M14X1.5	4.5	1.5	6
O06.5X1.5	M16X1.5	6.5	1.5	8
O08.0X1.5	M18X1.5	8.0	1.5	10
O10.0X1.5	M20X1.5	10.0	1.5	12
O11.0X2.0	M22X1.5	11	2.0	14
O13.0X2.0	M24X1.6	13	2.0	16
O16.3X2.4	M30X2	16.3	2.4	20
O20.3X2.4	M36X2	20.3	2.4	25
O25.3X2.4	M42X2	25.3	2.4	30
O33.3X2.4	M52X2	33.3	2.4	38

英管外螺纹O型圈密封接头用O型圈
For BSP Male O-ring

O型圈代号	螺纹	尺寸 DIMENSIONS	
PART NO.	THREAD	d	b
O10.77X2.62	G1/4"X19	10.77	2.62
O13.94X2.62	G3/8"X19	13.94	2.62
O17.12X2.62	G1/2"X14	17.12	2.62
O19.18X2.46	G5/8"X14	19.18	2.46
O23.47X2.62	G3/4"X14	23.47	3.53
O29.74X3.53	G1"X11	29.74	3.53
O37.69X3.53	G1.1/4"X11	37.69	3.53
O44.04X3.53	G1.1/2"X11	44.04	3.53
O54.0X3.0	G2"X11	54.0	3.0

美制ORFS外螺纹平面O型圈密封用O型圈
For ORFS Male O-ring

O型圈代号	螺纹	尺寸 DIMENSIONS	
PART NO.	THREAD	d	b
O7.65X1.78	9/16"X18UNF	7.65	1.78
O9.25X1.78	11/16"X16UN	9.25	1.78
O12.42X1.78	13/16"X16UN	12.42	1.78
O15.6X1.78	1"X14UNsf	15.6	1.78
O18.77X1.78	1.3/16"X12UN	18.77	1.78
O23.52X1.78	1.7/16"X12UN	23.52	1.78
O29.87X1.78	1.11/16"X12UN	29.87	1.78
O37.82X1.78	2"X12UN	37.82	1.78

SAE矿用接头用O型圈
For SAE Sraplelok O-ring

O型圈代号	规格	尺寸 DIMENSIONS	
PART NO.	FITTING SIZE	d	b
O06.0X2.0	-04	6.0	2.0
O10.0X2.0	-06	10.0	2.0
O13.0X2.5	-08	13.0	2.5
O19.0X2.5	-12	19.0	2.5
O25.0X2.5	-16	25.0	2.5
O33.0X2.5	-20	33.0	2.5
O40.0X3.0	-24	40.0	3.0
O50.0X3.0	-32	50.0	3.0

附加资料 ADDITIONAL INFORMATION Sannke®

公制外螺纹可调向柱端用O型圈
For Metric Male Adjustable Stud End O-ring

O型圈代号	螺纹	尺寸 DIMENSIONS	
PART NO.	THREAD	d	b
O06.1X1.6	M8X1	6.1	1.6
O08.1X1.6	M10X1	8.1	1.6
O09.3X2.4	M12X1.5	9.3	2.4
O11.3X2.4	M14X1.5	11.3	2.4
O13.3X2.4	M16X1.5	13.3	2.4
O15.3X2.4	M18X1.5	15.3	2.4
O17.3X2.4	M20X1.5	17.3	2.4
O19.3X2.4	M22X1.5	19.3	2.4
O21.3X3.0	M24X1.5	21.3	3.0
O23.5X3.0	M26X1.5	23.5	3.0
O23.5X3.0	M27X2	23.5	3.0
O26.5X3.0	M30X2	26.5	3.0
O29.5X3.0	M33X2	29.5	3.0
O38.5X3.0	M42X2	38.5	3.0
O44.5X3.0	M48X2	44.5	3.0
O46.2X3.0	M60X2	46.2	3.0

美制SAE外螺纹O型圈密封接头用O型圈
For SAE Male O-ring

O型圈代号	螺纹	尺寸 DIMENSIONS	
PART NO.	THREAD	d	b
O8.92X1.83	7/16"X20UNF	8.92	1.83
O10.52X1.83	1/2"X20UNF	10.52	1.83
O11.89X1.98	9/16"X18UNF	11.89	1.98
O16.36X2.21	3/4"X16UNF	16.36	2.21
O19.18X2.46	7/8"X14UNF	19.18	2.46
O23.47X2.95	1.1/16"X12UN	23.47	2.95
O26.62X2.95	1.3/16X12UN	26.62	2.95
O29.74X2.95	1.5/16X12UN	29.74	2.95
O37.46X3.00	1.5/8"X12UN	37.46	3.0
O43.69X3.00	1.7/8"X12UN	43.69	3.0
O59.36X3.00	2.1/2"X12UN	59.36	3.0

组合垫Bobded Seal

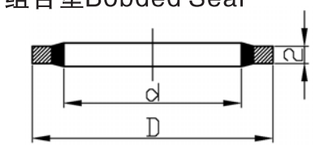

胶垫Bobded Seal

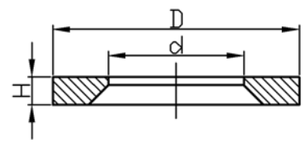

组合垫代号	螺纹	尺寸 DIMENSIONS	
PART NO.	THREAD	d	D
ZHD-10	M10、G1/8"	10.4	16
ZHD-14	M14、G1/4"	14.4	20
ZHD-16	M16	16.4	22
ZHD-18	M18、G3/8"	18.4	25
ZHD-22	M22、G1/2"	22.5	30
ZHD-24	M24	24.5	32
ZHD-27	M27、G3/4"	27.5	35
ZHD-30	M30	30.5	38
ZHD-33	M33、G1"	33.5	42
ZHD-36	M36	36.6	46
ZHD-42	M42、G1.1/4"	42.6	53
ZHD-45	M45	45.6	56
ZHD-48	M45、G1.1/2"	48.7	60
ZHD-52	M52	52.7	66
ZHD-60	M60、G2"	60.7	75

胶垫代号	螺纹	尺寸 DIMENSIONS		
PART NO.	THREAD	d	D	H
WD-B02	G1/8"X28	8.4	11.9	1.0
WD-B04	G1/4"X19	11.6	16.5	1.5
WD-B06	G3/8"X19	14.7	18.9	1.5
WD-B08	G1/2"X14	18.5	23.9	1.5
WD-B12	G3/4"X14	23.9	29.2	1.5
WD-B16	G1"X11	29.7	35.7	2.0
WD-B20	G1.1/4"X11	38.8	45.8	2.0
WD-B24	G1.1/2"X11	44.7	50.7	2.0
WD-B02	M10X1	8.4	11.9	1.0
WD-M12	M12X1.5	9.8	14.4	1.5
WD-B04	M14X1.5	11.6	16.5	1.5
WD-M16	M16X1.5	13.8	18.9	1.5
WD-M18	M18X1.5	15.7	20.9	1.5
WD-M20	M20X1.5	17.8	22.9	1.5
WD-M22	M22X1.5	19.6	24.3	1.5
WD-B12	M26X1.5	23.9	29.2	1.5
WD-B12	M27X2	23.9	29.2	1.5
WD-B16	M33X2	29.7	35.7	2.0
WD-B20	M42X2	38.8	45.8	2.0
WD-B24	M48X2	44.7	50.7	2.0

KDS 弹性密封垫

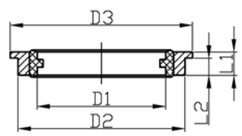

密封垫代号	螺纹	尺寸 DIMENSIONS				
PART NO	THREAD	D1	D2	D3	L1	L2
KDS-M10	M10、G1/8"	10.3	14.9	16.0	2.5	1.1
KDS-M12	M12	12.3	17.0	18.0	3.0	1.6
KDS-M14	M14、G1/4"	14.3	18.9	20.0	3.0	1.6
KDS-M16	M16、G3/8"	17.0	21.9	24.0	3.0	2.1
KDS-M18	M18	18.3	23.9	23.9	3.0	
KDS-M22	M22、G1/2"	22.3	26.9	30.0	4.5	2.6
KDS-M26	M26	26.3	31.9	35.0	3.5	2.6
KDS-M27	M27、3/4"	27.3	32.9	38.0	3.5	2.6
KDS-M33	M33、G1"	33.6	39.9	42.0	3.5	2.6
KDS-M42	M42、G1.1/4"	42.4	49.9	49.9	3.5	
KDS-M48	M48、G1.1/2"	48.4	55.9	60.0	3.5	2.6

GDK 钢垫

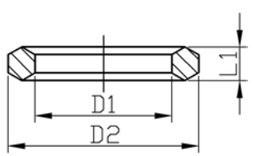

钢垫代号	螺纹	尺寸 DIMENSIONS		
PART NO.	THREAD	D1	D2	D3
GDK-B02	G1/8"X28	9.8	14	2.5
GDK-B04	G1/4"X19	13.3	18	3.0
GDK-B06	G3/8"X19	16.8	22	3.0
GDK-B08	G1/2"X14	21.1	26	4.5
GDK-B12	G3/4"X14	26.6	32	3.5
GDK-B16	G1"X11	33.4	39	3.5
GDK-B20	G1.1/4"X11	42.1	49	3.5
GDK-B24	G1.1/2"X11	48.1	55	3.5

钢垫代号	螺纹	尺寸 DIMENSIONS		
PART NO.	THREAD	D1	D2	D3
GDK-M8	M8X1	8.1	12	2.5
GDK-M10	M10X1	10.1	14	3.0
GDK-M12	M12X1.5	12.1	17	3.0
GDK-M14	M14X1.5	14.1	19	3.0
GDK-M16	M16X1.5	16.1	21	3.0
GDK-M18	M18X1.5	18.1	23	3.0
GDK-M20	M20X1.5	20.1	25	3.0
GDK-M22	M22X1.5	22.1	27	4.5
GDK-M26	M26X1.5	26.1	31	3.5
GDK-M27	M27X2	27.1	32	3.5
GDK-M33	M33X2	33.1	39	3.5
GDK-M42	M42X2	42.1	49	3.5
GDK-M48	M48X2	48.1	55	3.5

附加资料 ADDITIONAL INFORMATION Sannke®

油口型式及尺寸
Port Dimensions

1 ISO9974-1公制螺纹油口及相配柱端
ISO9974-1 metric thread port and mating stud end

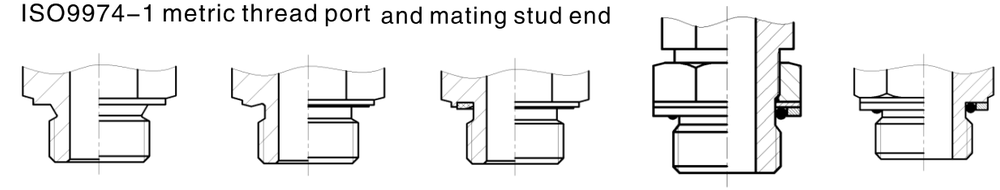

A型柱端 Type A | ISO 9974-3 B型柱端 ISO 9974-3 Type B | ISO 9974-2 E型柱端 ISO 9974-2 Type E | O形圈密封 O-Ring Seal | O形圈密封 O-Ring Seal

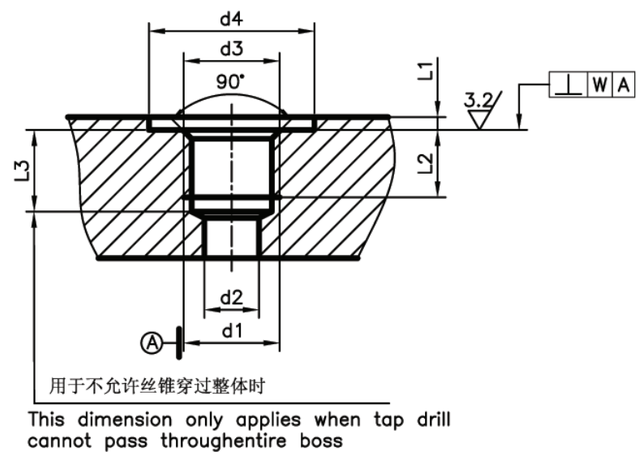

ISO 9974-1 油口Port

油口尺寸Port Dimensions mm

螺纹 d1 Thread	d2 参考ref.	d3		d4 min.	L1 max.	L2 min.	L3 min.	W
		尺寸nom.	公差tol.					
M8X1	3	8	0,+0.2	13	1	8	10	0.1
M10X1	4.5	10	0,+0.2	15	1	8	10	0.1
M12X1.5	6	12	0,+0.2	18	1.5	12	15	0.1
M14X1.5	7	14	0,+0.2	20	1.5	12	15	0.1
M16X1.5	9	16	0,+0.2	23	1.5	12	15	0.1
M18X1.5	11	18	0,+0.2	25	2	12	15	0.1
M20X1.5	10	20	0,+0.2	27	2	14	17	0.1
M22X1.5	14	22	0,+0.2	28	2.5	14	17	0.1
M26X1.5	18	26	0,+0.2	33	2.5	16	19	0.2
M27X2	16	27	0,+0.2	33	2.5	16	20	0.2
M33X2	23	33	0,+0.3	41	2.5	18	22	0.2
M42X2	30	42	0,+0.3	51	2.5	20	24	0.2
M48X2	36	48	0,+0.3	56	2.5	22	36	0.2

2、ISO6149-1公制螺纹油口及相配柱端
ISO6149-1 metric thread port and mating stud end

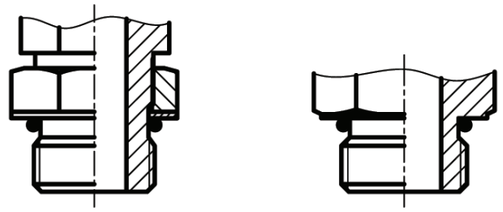

ISO 6149-2、ISO 6149-3 柱端stud end

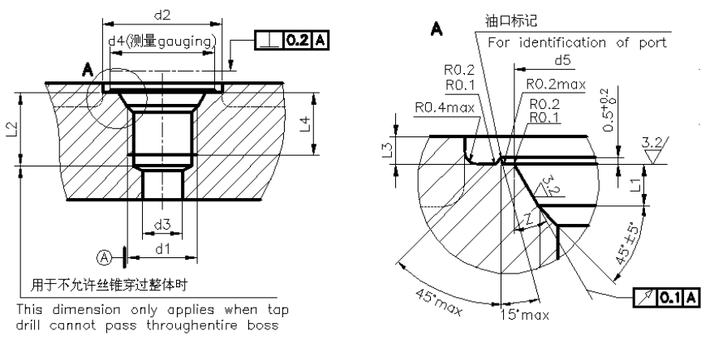

ISO 6149-1 油口Port

油口尺寸Port Dimensions mm

螺纹 d1 Thread	d2 min.1(	d2 min.2)	d3 参考 ref.	d4	d5 +0.1 0	d6 +0.5 0	L1 +0.4 0	L2 min.	L3 max.	L4 min.	Z° ±1°	O形圈 O-RING
M8X1	17	14	3	12.5	9.1	14	1.6	11.5	1	10	12	6.1X1.6
M10X1	20	16	4.5	14.5	11.1	16	1.6	11.5	1	10	12	8.1X1.6
M12X1.5	23	19	6	17.5	13.8	19	2.4	14	1.5	11.5	15	9.3X2.2
M14X1.5	25	21	7.5	19.5	15.8	21	2.4	14	1.5	11.5	15	11.3X2.2
M16X1.5	28	24	9	22.5	17.8	24	2.4	15.5	1.5	13	15	13.3X2.2
M18X1.5	30	26	11	24.5	19.8	26	2.4	17	2	14.5	15	15.3X2.2
M20X1.5	32	27	--	25.5	21.8	27	2.4	--	2	14.5	15	17.3X2.2
M22X1.5	34	29	14	27.5	23.8	29	2.4	18	2	14.5	15	19.3X2.2
M27X2	40	34	18	32.5	29.4	34	3.1	22	2	19	15	23.6X2.9
M33X2	49	43	23	41.5	35.4	43	3.1	22	2.5	19	15	29.6X2.9
M42X2	60	52	30	50.5	44.4	52	3.1	22.5	2.5	19.5	15	38.6X2.9
M48X2	66	57	36	55.5	50.4	57	3.1	25	2.5	22	15	44.6X2.9
M60X2	76	67	44	65.5	62.4	67	3.1	27.5	2.5	24.5	15	56.6X2.9

附加资料 ADDITIONAL INFORMATION Sannke®

3、DIN 3582英管螺纹油口及相配柱端
DIN 3582 BSP thread port and mating stud end

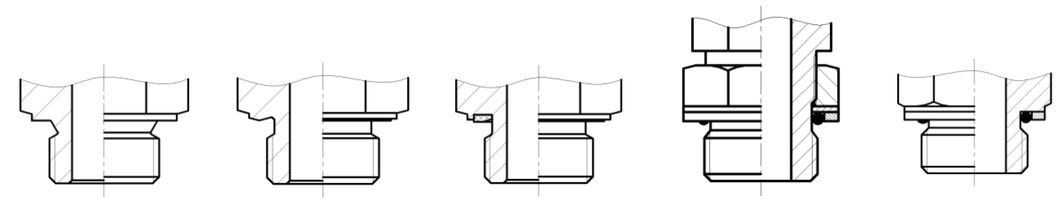

DIN 3852 A型柱端 DIN 3852 Type A | DIN 3852 B型柱端 DIN 3852 Type B | DIN 3852 E型柱端 DIN 3852 Type E | O形圈密封 O-Ring Seal | O形圈密封 O-Ring Seal

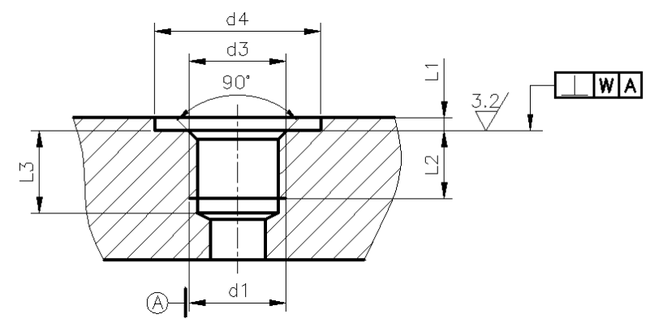

DIN 3852 油口Port

油口尺寸Port Dimensions mm

螺纹 d1 Thread	d3		d4 +0.4 0 B、E型柱端 Type B、E	d4 +0.4 0 其它 Others	L1 max.	L2 max.	L3 max.	W
G1/8X28	9.8	0,+0.2	15	19	1	8	13	0.1
G1/4X19	13.2	0,+0.2	19	25	1.5	12	18.5	0.1
G3/8X19	16.7	0,+0.2	23	28	2	12	18.5	0.1
G1/2X14	21	0,+0.2	27	34	2.5	14	22	0.1
G1/8X32	26.5	0,+0.2	33	42	2.5	16	24	0.2
G1X11	33.3	0,+0.3	40	47	2.5	18	27	0.2
G1.1/4X11	42	0,+0.3	50	58	2.5	20	29	0.2
G1.1/2X11	47.9	0,+0.3	56	65	2.5	22	31	0.2
G2X11	59.7	0,+0.3	69	76	3	24	33	0.2

4 、BS5380英管螺纹油口及相配柱端
Bs5380 BSP thread port and mating stud end

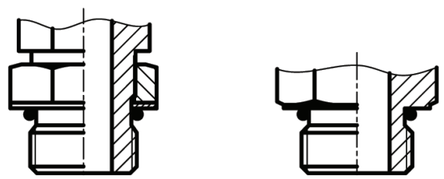

BS 5380 柱端 BS 5380 stud end

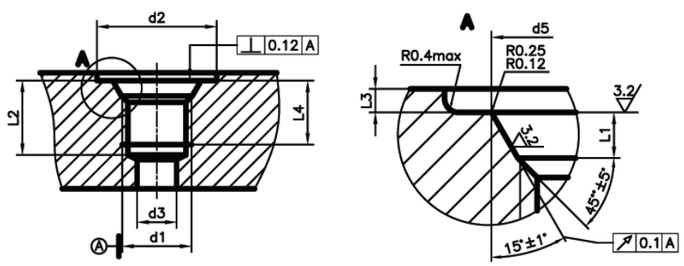

BS 5380 油口Port

油口尺寸Port Dimensions mm

螺纹 d1 Thread	d2 max.	d3 max.	d5 +0.12 0	L1 +0.4 0	L3 max.	L4 min.	O形圈 O-RING
G1/8X28	15	14	11.24	1.3	0.6	10.5	8.1X1.6
G1/4X19	19	18	14.16	1.2	0.6	11	10.1X1.6
G3/8X19	23	22	18.86	1.9	0.6	12.5	13.6X2.4
G1/2X14	27	26	22.40	1.9	0.8	15	17.6X2.4
G5/8X14	31	30	26.00	2.4	0.8	16.3	19.5X3.0
G3/4X14	33	32	28.92	2.4	1.1	16.3	22.5X3.0
G1X11	40	39	35.50	2.4	1.1	19.1	29.5X3.0
G1.1/4X11	50	49	43.56	2.4	1.1	21.4	36.5X3.0
G1.1/2X11	56	55	49.42	2.4	1.1	22.5	42.5X3.0
G2X11	69	68	61.42	2.4	1.1	25.7	54.5X3.0

5、 JIS B 2351英管螺纹油口及相配柱端
JIS B 2351 BSP thread port and mating stud end

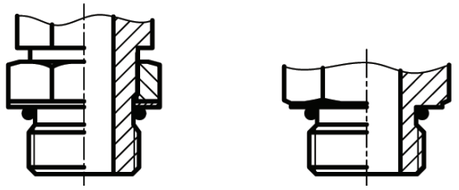

JIS B2351 柱端 JIS B 2351 stud end

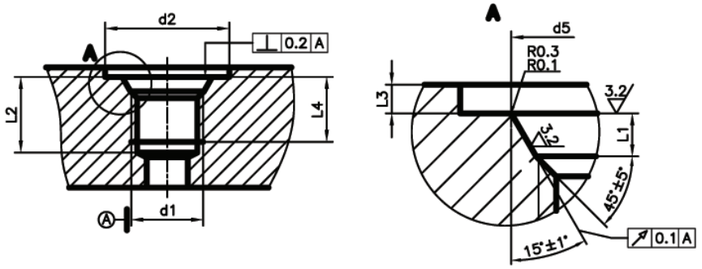

JIS B 2351 油口Port

油口尺寸Port Dimensions mm

螺纹 Thread d1	d2 ±0.3	d5 +0.1 0	L1 +0.4 0	L2 min.	L3 max.	L4 min.	O形圈 O-RING
G1/8X28	18	11.6	2	15	1	10	7.8X1.9
G1/4X19	24	15.6	2.5	18	1.5	12	10.8X2.4
G3/8X19	28	18.6	2.5	18	2	12	13.8X2.4
G1/2X14	34	22.6	2.5	24	2.5	16	17.8X2.4
G3/4X14	45	29.8	3.5	25	2.5	17	23.7X3.5
G1X11	51	35.8	3.5	30	2.5	21	28.7X3.5
G1.1/4X11	62	44.8	3.5	30	2.5	21.4	37.7X3.5
G1.1/2X11	68	50.8	3.5	30	2.5	21.4	43.7X3.5

6、ISO11926-1美制螺纹油口及相配柱端
ISO11926-1 SAE thread port and mating stud end

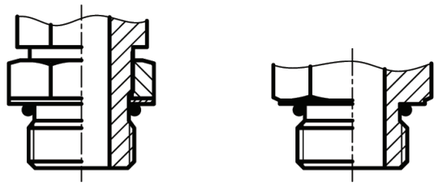

ISO 11926-2、ISO 11926-3 美制螺纹柱端
ISO 11926-2、ISO 11926-3 SAE thread stud end

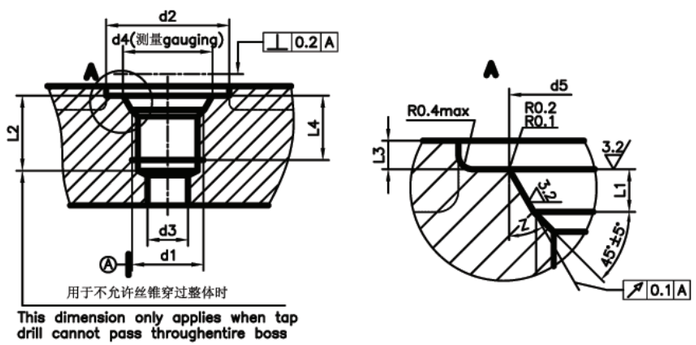

ISO 11926-1 美制螺纹油口
ISO 11926-1 SAE thread port

油口尺寸Port Dimensions mm

螺纹 Thread d1	d2 max.	d3 参考 ref.	d4 min.	d5 ± 0.05	L1 +0.4 0	L2 min.	L3 min.	L4 min.	Z° ±1°	O形圈 O-RING
5/16"X24	17	2.5	11	9.15	1.9	12	1.6	10	12	6.07X1.63
3/8"X24	19	3.5	13	10.75	2.4	12	1.6	10	12	7.65X1.63
7/16"X20	21	4.5	15	12.45	2.4	14	1.6	11.5	12	8.92X1.83
1/2"X20	23	6	16	14.05	2.5	14	1.6	11.5	12	10.52X1.83
9/16"X18	25	7.5	18	15.70	2.5	15.5	2.4	12.7	15	11.89X1.98
3/4"X16	30	10	22	20.65	2.5	17.5	2.4	14.3	15	16.36X2.21
7/8"X14	34	12.5	26	24	3.3	20	2.4	16.7	15	19.18X2.46
1.1/16"X12	41	16	32	29.2	3.3	23	2.4	19	15	23.47X2.95
1.3/16"X12	45	18	35	32.4	3.3	23	2.4	19	15	26.62X2.95
1.5/16"X12	49	21	38	35.55	3.3	23	3.2	19	15	29.74X2.95
1.5/8"X12	58	27	48	43.55	3.3	23	3.2	19	15	37.46X3.00
1.7/8"X12	65	33	54	49.9	3.3	23	3.2	19	15	43.69X3.00
2.1/2"X12	88	45	70	65.75	3.3	23	3.2	19	15	59.36X3.00

附加资料 ADDITIONAL INFORMATION Sannke®

螺纹扭矩建议表
Recommended Thread Torque

公制螺纹 Metric Thread

螺纹 Thread	安装扭矩（牛.米）n. m
M12X1.5	10-20
M14X1.5	20-35
M16X1.5	25-40
M18X1.5	30-45
M20X1.5	35-50
M22X1.5	40-70
M24X1.5	40-70
M26X1.5	60-100
M30X2.0	80-120
M36X2.0	100-150
M42X2.0	150-220
M45X2.0	180-250
M52X2.0	200-300

英管螺纹 BSP Thread

螺纹 Thread	安装扭矩（牛.米）n. m
G1/8"X28	9-12
G1/4"X19	15-24
G3/8"X19	26-38
G1/2"X14	41-49
G5/8"X14	50-60
G3/4"X14	68-81
G1"X11	107-129
G1.14"X11	172-206
G1.1/2"X11	226-258
G2"X11	355-426

美制ORFS螺纹 ORFS Thread

螺纹 Thread	安装扭矩（牛.米）n. m
9/16 “X18	14-16
11/16"X16	24-27
13/16"X16	43-54
1"X14	60-75
1.3/16"X12	90-110
1.7/16"X12	125-140
1.11/16X12	170-190
2"X12	200-245

美制JIC螺纹 JIC Thread

螺纹 Thread	安装扭矩（牛.米）n. m
7/16” X20	13-15
1/2"X20	18-20
9/16"X18	23-26
3/4"X16	47-52
7/8"X14	69-76
1.1/16"X12	96-106
1.3/16"X12	108-125
1.5/16"X12	127-141
1.5/8"X12	169-188
1.7/8"X12	212-235
2.1/2"X12	296-329

单位换算表
Conversion Factor

性质	单位	基本单位	转换单位	转换系数
长度	英寸	in	mm	25.4
	毫米	mm	in	0.03934
	英尺	ft	m	0.3048
	米	m	ft	3.28084
面积	平方英寸	sq in	cm2	6.4516
	立方厘米	cm2	sq in	0.155
容积	加仑（英）	gal	l	4.54596
	升	l	gal(UK)	0.219976
	加仑（美）	gal	l	3.78533
	升	l	gal(US)	0.264177
重量	磅	lb	kg	0.453592
	千克	g	lb	2.204622
力矩	磅英寸	lb/ft	kg/m	1.488164
	牛米	kg/m	lb/ft	0.671969
压力	磅每平方英寸	psi	bar	0.06895
	巴	bar	psi	14.5035
	磅每平方英寸	psi	Mpa	0.006895
	兆帕	Mpa	psi	145.035
	千帕	kPa	bar	0.01
	巴	bar	kPa	100
	兆帕	Mpa	bar	10
	巴	bar	Mpa	0.1
速度	英尺每秒	ft/s	m/s	0.3048
	米每秒	m/s	ft/s	3.280840
流量	加仑每分钟	gal/min.	l/min.	4.54596
	升每分钟	l/min.	gal/min.(UK)	0.219976
	加仑每分钟（美）	gal/min.	l/min.	3.78533
	升每分钟	L/min.	gal/min.(US)	0.264178
温度	华氏度	°F	℃	$(\frac{9}{5}℃ +32)$
	摄氏度	℃	°F	$(°F-32)\frac{5}{9}$

（Uk）英国单位
（Us）美国单位

型号索引
Part NO. Index

套筒型号索引
Ferrele Part NO. Index

型号 PART NO.	页码PAGE
S00018	22
S00100	22
S00200	23
S00110-A	23
S00110	23
S00210	24
S03310	24
S01100	24
S01200	25
S01300	25
S01400	26
S00400	26
S00401	26
S00621	27

软管接头型号索引
Hose Fitting Part NO. Index

型号 PART NO.	页码PAGE
S10411	43
S10411-RW	29
S10511	47
S10511-RW	31
S12611	59
S12611A	59
S12611A-RW	33
S13011	67
S14211	75
S14211-RW	37
S14213	91
S15611	74
S15611SW	74
S15691KSW	75
S16711	78
S16711-RW	35
S20011-T	82
S20111	50
S20111-T	50
S20141	50
S20141-T	50
S20191	51
S20191-T	51
S20211	51
S20211-T	51
S20241	52
S20241-T	52
S20291	52
S20291-T	52
S20411-T	44
S20411-TRW	29
S20411-W	44
S20441-T	45
S20441-TRW	30
S20441-W	45
S20491-T	46
S20491-TRW	30
S20491-W	46
S20511-T	47

型号 PART NO.	页码PAGE
S20511-TRW	31
S20511-W	47
S20513-T	88
S20541-T	48
S20541-TRW	32
S20541-W	48
S20543-T	88
S20591-T	49
S20591-TRW	32
S20591-W	49
S20593-T	88
S20711	53
S20711-T	53
S20741	54
S20741-T	54
S20791	55
S20791-T	55
S22111	68
S22111-T	68
S22141	69
S22141-T	69
S22191	70
S22191-T	70
S22611	60
S22611D	65
S22611D-SM	66
S22611-OR	63
S22611-ORT	63
S22611-RW	33
S22611-T	60
S22613-OR	89
S22641	61
S22641-OR	64
S22641-ORT	64
S22641-RW	34
S22641-T	61
S22643-OR	89
S22691	62
S22691K	66
S22691-OR	65
S22691-ORT	65
S22691-RW	34
S22691-T	62
S22693-OR	89
S24211	76
S24211D	76
S24211-RW	38
S24211-T	76
S24211-TRW	38
S24213	91
S24241	77
S24241-RW	39
S24241-T	77
S24241-TRW	39
S24243	91
S24291	77
S24291-RW	39

型号 PART NO.	页码PAGE
S24291-T	77
S24291-TRW	39
S24293	92
S26711	79
S26711D	79
S26711D-SM	80
S26711-RW	36
S26711-T	79
S26713	90
S26741	80
S26741-RW	36
S26741-T	80
S26743	90
S26791	81
S26791K	81
S26791-RW	37
S26791-T	81
S26793	90
S28611	70
S28611GM	71
S28641	71
S28691	72
S29611	72
S29641	73
S29691	73
S50011	56
S50041	57
S50091	58
S60011	85
S70011	86
S700M	87
S72011	86
S720B	87
S87311	82
S87311-RW	40
S87313	92
S87341	83
S87341-RW	40
S87343	92
S87391	83
S87391-RW	41
S87393	93
S87611	84
S87611-RW	41
S87613	93
S87641	84
S87641-RW	42
S87643	93
S87691	85
S87691-RW	42
S87693	94
S87913	94
S87943	94
S87993	95
S90011	87

过渡接头型号索引
ADAPTER Part NO. Index

型号 PART NO.	页码PAGE
S1B	160
S1B4	161
S1B9	161
S1BG	164
S1BG4-OG	164
S1BG9-OG	165
S1BH	175
S1BH4-OG	175
S1BH9-OG	176
S1BJ	178
S1BJ9	179
S1BM	177
S1BN	180
S1BN9	181
S1BO	174
S1BT4-SP	167
S1BT9-SP	168
S1BT-SP	166
S1BW	173
S1B-WD	165
S1C	97
S1C9	97
S1CB	104
S1CB-WD	105
S1CFG	132
S1CFG9	132
S1CFL	130
S1CFL9	131
S1CG	109
S1CG4-OG	118
S1CG9-OG	118
S1CH	111
S1CH4-OG	119
S1CH9-OG	119
S1CI-B-GDK	134
S1CI-B-KDS	134
S1CI-GDK	133
S1CI-KDS	133
S1CM	107
S1CM-WD	108
S1CN	113-114
S1CN9	127
S1CO	112
S1CO4-OG	120
S1CO9-OG	121
S1CT9-SP	126
S1CT-SP	113
S1CW	128
S1C-Y	98
S1D	97
S1D9	97
S1DB	104
S1DB-WD	106
S1DFG	132
S1DFG9	132

型号 PART NO.	页码PAGE
S1DFL	130
S1DFL9	131
S1DFS	130
S1DFS9	131
S1DG	109-110
S1DG4-OG	118
S1DG9-OG	118
S1DH	111
S1DH4-OG	119
S1DH9-OG	119
S1DI-B-GDK	134
S1DI-B-KDS	134
S1DI-GDK	133
S1DI-KDS	133
S1DM	107
S1DM-WD	108
S1DN	114
S1DN9	127
S1DO	112
S1DO4-OG	120
S1DO9-OG	121
S1DT9-SP	126
S1DW	128
S1D-Y	98
S1E	137
S1E9	137
S1EH	138
S1EH4-OG	138
S1EH9-OG	139
S1EL	139
S1EN	140
S1ET-SP	141
S1EW	141
S1EW9	142
S1F	215
S1F9	215
S1FB-WD	223
S1FG9-OG	224
S1FH	222
S1FH9-OG	222
S1FLW	233
S1FLW9-W	235
S1FLW-PM	234
S1FM-WD	221
S1FN	219
S1FN9	220
S1FO	220
S1FO9-OG	221
S1FSW	233
S1FSW9-W	235
S1FSW-PM	234
S1J	191
S1J4	191
S1J9	192
S1JB-WD	206

型号 PART NO.	页码PAGE
S1JFL	197
S1JFL9	197
S1JFS	198
S1JFS9	198
S1JG	208
S1JG4-OG	209
S1JG9-OG	209
S1JH	207
S1JH4-OG	207
S1JH9-OG	208
S1JM-WD	210
S1JN	199
S1JN4	200
S1JN9	201
S1JN9-L	202
S1JN9-LL	202
S1JO	203
S1JO4-OG	204
S1JO9-OG	205
S1JT9-SP	211
S1JT-SP	210
S1K	155
S1KG	155
S1KG9-OG	155
S1KH	156
S1KH9-OG	156
S1KT-SP	157
S1N	227
S1N9	227
S1Q	145
S1QG	146
S1QG9-OG	146
S1QH	147
S1QH9-OG	147
S1QL	148
S1QN	148
S1QN4	149
S1QN9	149
S1QO	150
S1QO9-OG	150
S1QT9-SP	151
S1QT-SP	151
S1S	159
S1ST4-SP	159
S1ST9-SP	160
S1ST-SP	159
S1T9-SP	186
S1T-SP	185
S2B	162
S2B4	162
S2B9	163
S2BC-WDW	117
S2BD-WDW	117
S2BJ	179
S2BJ-WD	180

型号 PART NO.	页码PAGE
S2C4-W	101
S2C9-W	101
S2C-W	100
S2D4-W	101
S2D9-W	101
S2D-W	100
S2E9	142
S2F	216
S2F9	216
S2GC-W	116
S2GD-W	116
S2HC-W	115
S2HD-W	115
S2HJ	212
S2J	192
S2J9	193
S2MC-WDW	115
S2MD-WDW	115
S2MJ-WD	211
S2NB	181
S2NB9	182
S2NU	231
S2NU9	231
S2OJ	213
S2Q9	152
S2TB9-SP	183
S2TB-SP	182
S2TJ	212
S2WB	173
S2WC	129
S2WD	129
S2WE	143
S3B	163
S3C-W	102
S3D-W	102
S3J	194
S4B	189
S4BN	190
S4BN-WD	190
S4B-WD	190
S4C	135
S4D	135
S4E	143
S4F	218
S4G	189
S4H	158
S4J	195
S4K	157
S4L	158
S4MN-WD	158
S4N	228
S4O	232
S4Q	152
S4T-SP	186
S5B	169

型号 PART NO.	页码PAGE
S5BN	170
S5BT	170
S5B-WD	169
S5FLW9	236
S5GB	170
S5GT	186
S5N	229
S5N9	229
S5T9-SP	187
S5T-SP	187
S6B9-LN	171
S6B-LN	171
S6C9-LN	100
S6C-LN	99
S6D9-LN	100
S6D-LN	99
S6F9-LN	219
S6F-LN	218
S6J4-LN	196
S6J9-LN	196
S6J-LN	196
S6Q9-LN	153
S6Q-LN	153
S7B	172
S7B9	172
S7N	230
S7N9	230
S7T	188
S7T9	188
S9B	185
S9C	135
S9D	135
S9E	143
S9F	218
S9J	195
S9J-CAP	195
SAB	183
SABBG-OG	184
SABGB-OG	185
SAC	98
SACCG-OG	123
SACCH-OG	122
SACCO-OG	123
SACGC-OG	124
SACHC-OG	124
SACOC-OG	125
SAD	98
SADDG-OG	123
SADDH-OG	122
SADDO-OG	123
SADGD-OG	124
SADHD-OG	124
SADOD-OG	125
SAE	144
SAF	217

型号 PART NO.	页码PAGE
SAF6FF-LN	226
SAFFG-OG	226
SAFFH-OG	224
SAFFO-OG	225
SAFOF-OG	225
SAJ	193
SAJ6JJ-LN	213
SAJJ6J-LN	214
SAJJO-OG	214
SAJOJ-OG	214
SAK	157
SAN	228
SAQ	154
SAQHQ-OG	154
SAQQH-OG	154
SBB	184
SBC-W	102
SBD-W	102
SBE	144
SBF	217
SBJ	194
SCB	184
SCC-W	103
SCD-W	103
SCE	144
SCF	217
SCJ	194
SFL	237
SFL-W	239
SFS	238
SFS-W	240
SGB	173
SGN	231
SGT	188
SNL	136
SNS	136
SXC	99
SXD	99
SXE	145
SXF	226
SZT	189

其它产品型号索引
Other Products Part NO. Index

SSF	243
SRL	244
SRS	244
SP	245
RNL	246
非标件	241
测试点接头	242
测试软管	242
快速接头	242